














	A	B	D	E	F	G	
2	<b>LEE COUNTY BOARD OF COUNTY COMMISSIONERS</b>					<b>THROUGH 8/2014</b>	
3							
4							
5	<u>MODEL</u>	<u>DESCRIPTION</u>	<u>DAY 9HR.</u>	<u>WEEK 45 HRS.</u>	<u>MONTH 180 HRS.</u>		
6							
7	<b>RUBBER TIRE BACKHOE</b>						
8	416E STANDARD 	4 WHEEL DRIVE	200	520	1400	UED	
9	420E STANDARD	4 WHEEL DRIVE	200	520	1400	UED	
10	416/420 E-STICK	4WD. E-STICK	200	600	1800	UED	
11	416/420 W/BREAKER	4 WHEEL DRIVE/H-3XA	400	1200	3600	UED	
12	<b>ATTACHMENTS (forks, tree boom, grapple bkt,rake)</b>		50	150	400	UED	
13							
14	<b>TRACK-TYPE TRACTOR</b>					UED	
15	D3G XL	SINGLE OR TRIPLE	250	750	2250	UED	
16	D3G LGP	LOW GROUND PRESS.	250	750	2250	UED	
17	D5G XL	SINGLE OR TRIPLE	300	900	2700	UED	
18	D5G LGP	LOW GROUND PRESS.	400	1,100	3200	UED	
19	D6K LGP	LOW GROUND PRESS.		2,000	6000	GL	
20	D6N LGP	LOW GROUND PRESS.		2,500	7400	GL	
21	D6T LGP 	LOW GROUND PRESS.		3,000	8900	GL	
22	D8T/R LGP w/RIPPER	LOW GROUND PRESS.		5,400	16,000	14,500 no ripper	
23							
24	<b>MOTOR GRADER'S</b>						
25	120H/M 125HP	14' BOARD		2,000	5,800		
26	12H/M 145HP	14' BOARD		2,200	6,500		
27	140H/M 165HP	14' BOARD		2,300	6,800		
28							
29							
30	<b>FRONT END LOADERS</b>						
31	924H or K 	2 1/4 YARD BUCKET	350	1,050	2750	UED	
32	928H or K	2 1/2 YARD BUCKET	425	1,275	3300	UED	
33	930K	3 YARD BUCKET	425	1,275	3300	UED	
34	938K	3.5 YARD BUCKET		1,825	5,400	GL	
35	950K	4/4.50 YARD BUCKET		1,975	5,900	GL	
36	980K	7.0 YARD BUCKET		3,650	10,900	GL	
37	<b>ATTACHMENTS (forks, tree boom, grapple bkt,rake)</b>		IT/QC ATTACHMENTS	30	200	500	
38							
39	<b>COMPACT LOADERS</b>						
40	902/904 	.8 YARD BUCKET	175	525	925	UED	
41	906	1 YARD BUCKET	200	600	1000	UED	
42	908	1.3 YARD BUCKET	250	800	1300	UED	
43	<b>ATTACHMENTS (forks, tree boom, grapple bkt,rake)</b>		902/906 ATTACHMENT	50	150	300	UED
44							
45	<b>SKID STEER LOADERS</b>						
46	216/226/232 	1300 LB/5 ft/ lift high 9'4"	125	325	750	UED	
47	242/236/246	2100 LB. CLASS	150	375	850	UED	
48	262/262/272		185	450	1100	UED	
49	262/268/272X HIGH FLOW		250	750	1800	UED	
50	268 WITH MULCHER HEAD		1500	3,500	9500	UED	
51	PLANER COMBO 248/262X/268/272X	SKID STEER ONLY	525	1,475	3300	UED	
52							
53	<b>MULTI-TERRAIN LOADERS</b>						
54	247/257 		300	750	1800	UED	
55	267/277		350	900	2300	UED	
56	287/297		400	1,050	2600	UED	
57							

	A	B	D	E	F	G
4	MODEL	DESCRIPTION	DAY 9HR.	WEEK 45 HRS.	MONTH 180 HRS.	
58	<b>SKID STEER ACCESSORIES</b>					
59	GRAPPLE		75	175	300	UED
60	HYD. BREAKER		250	550	1050	UED
61	BACKHOE/BLADE		200	350	700	UED
62	ROLLER		100	250	750	UED
63	AUGER+1 BIT		100	250	450	UED
64	EXTRA BIT		75	150	300	UED
65	TREE BOOM		75	150	300	UED
66	ANGLE BROOM		100	250	700	UED
67	PALLET FORKS		75	150	300	UED
68	ASPHALT PLANER		300	700	2000	UED
69	SOLID TIRES		100	200	450	UED
70	FOAM TIRES		100	200	450	UED
71	TRENCHERS/MOWER		150	350	750	UED
72						
73	<b>BROOM TRACTORS</b>					
74	MASSEY FERGUSON 2615		200	600	1800	AG
75	CHALLENGER 345B		200	600	1800	AG
76						
77	<b>MINI-EXCAVATORS</b>					
78	301.8	DIG DEPTH 7'0"	125	375	975	UED
79	302.5/303	DIG DEPTH 8'6"	175	450	1050	UED
80	303.5	DIG DEPTH 10'3"	225	575	1100	UED
81	304/305	DIG DEPTH 10'8"	250	625	1250	UED
82	308	DIG DEPTH 13'7"	400	975	1900	UED
83	308 w/thumb		450	1050	2100	UED
84	<b>ATTACHMENTS (Additional bucket)</b>		50	100	300	UED
85	<b>HAMMER (add price of base unit to rate)</b>		230	670	2000	UED
86						
87	<b>EXCAVATORS</b>					
88	312		350	1000	2900	UED
89	312 w/thumb	DIG DEPTH 19'10"	400	1100	3000	UED
90	314CR STANDARD		450	1200	3100	UED
91	314 WITH RUBBER TRACKS		675	1700	3750	UED
92	315	DIG DEPTH 21'6"	500	1300	3300	UED
93	315 w/thumb		575	1725	3450	UED
94	318		650	1500	3600	UED
95	318 w/thumb		700	2100	3800	UED
96	320E LU	DIG DEPTH 25'1"		1850	5500	GL
97	320E LU W/THUMB	DIG DEPTH 25'1"		3200	9500	GL
98	320E W/HAMMER			2940	8800	GL
99	321D LCR	DIG DEPTH 21'9"		1930	5760	GL
100	324E	DIG DEPTH 24'1"		2150	6400	GL
101	324E W/HAMMER			3600	10600	GL
102	324EL LONG REACH	61' REACH		2875	8600	GL
103	336EL	DIG DEPTH 28'10"		2900	8700	GL
104	336E W/HAMMER			5400	15900	GL
105	349E	29'3"		3800	11300	REQ. 2 TRUCKS
106	390D	38'7"		9500	28000	FREIGHT TBD
107	<b>ATTACHMENTS (Additional bucket)</b>		50	150	400	
108						
109						
110						
111						
112						
113						
114	<b>FORKLIFTS</b>					
115	GTH5519	5500 LB 19' HEIGHT	125	375	800	UED
116	TH220	5500 LB 20' HEIGHT	200	600	1400	UED
117	TH350B/TH360/TL642	6000 LB 41' HEIGHT	200	600	1400	UED
118	TH460B/TL943	1000 LB 44' HEIGHT	225	675	1600	UED
119	TH560B	10000 LB. 44' HEIGHT	225	675	1600	UED
120	TH580B/TL1055/GHT1056(genie)	10000 LB. 54' HEIGHT	425	975	2700	UED
121	TL1255	12000 LB 55' HEIGHT	600	1200	3600	UED
122	HP 5000 4WD		120	360	1080	UED
123	HP 6500 4WD	6000 LB. 21' MAST	160	480	1400	UED
124	<b>ATTACHMENTS</b>		50	150	400	UED
125						

	A	B	D	E	F	G
4	MODEL	DESCRIPTION	DAY 9HR.	WEEK 45 HRS.	MONTH 180 HRS.	
126	<b>GENERATORS (standard rate)</b>					
127	G25	15KW 3 O 12.5KW 1 O	85	255	760	UED
128	G50	40KW SUPER QUIET	120	360	1050	UED
129	G70/G85	60 KW SUPER QUIET	180	540	1600	UED
130	G120	110 KW SUPER QUIET	250	750	2200	UED
131	G155	175 KW SUPER QUIET	350	1050	3000	UED
132						
133	<b>LIGHT TOWERS (standard rate)</b>					
134	SOLAR LIGHT TOWER SLT600C		120	360	900	UED
135	4000 WATT		80	240	400	UED
136						
137	<b>COMPRESSORS (standard rate)</b>					
138	185DPQ/HDPQ	185CFM 100/150 PSI	80	240	400	UED
139	375DPQ/HDPQ	375CFM 100/150 PSI	120	360	1000	UED
140	750DTQ	750 CFM 150 PSI	200	600	1600	UED
141	1600HDTQ	1600 CFM 150PSI	300	900	2100	UED
142						UED
143	<b>DUMPERS</b>					
144	DUMPER 3001 (Dumper trucks)		275	825	2500	UED
145						
146	<b>PLATE COMPACTORS</b>					
147	WP1550	3375#FORCE,WWATER	40	120	360	UED
148	VPY1750	3900#FORCE	40	120	360	UED
149	BPU2440	5400#FORCE,REVERS.	40	120	360	UED
150						
151	DPU4045H	9000#FORCE,REVERS.	100	350	900	UED
152	DPU5045	11250#FORCE,REVERS	140	400	1100	UED
153	DPU6055	13500#FORCE,REVERS	160	450	1200	UED
154	<b>ROLLERS</b>					
155	CB214/CB22 ` DOUBLE DRUM ROLLER	2 1/2 tons 40" WIDE	150	400	950	UED
156	CB224/CB24 ` DOUBLE DRUM ROLLER	2 1/2 tons 47" WIDE	150	400	950	UED
157	CB32 ` DOUBLE DRUM ROLLER	3.2 tons 51" WIDE	200	450	1000	UED
158	CS323 SINGLE DRUM ROLLER	7 tons 50" WIDE	250	750	1500	UED
159	CS433 SINGLE DRUM ROLLER	8 tons 66" WIDE	290	875	2600	UED
160	CB54 ` DOUBLE DRUM ROLLER	13 tons 84" WIDE		1600	4800	GL
161	CS54/CS56 ` SINGLE DRUM ROLLER	11 Tons 84" WIDE		1100	3200	GL
162						
163	<b>WATER PUMPS</b>					
164	PT2A	2" TRASH PUMP	50	125	300	UED
165	PT3A/PDT3A/PD3A	3" TRASH PUMP	60	150	450	UED
166	PTS4V	4" TRASH PUMP	70	200	500	UED
167	PT6LT	6" TRASH PUMP	100	290	800	UED
168	<b>HOSES</b>					
169	2" HOSE		10	30	90	UED
170	3" HOSE		15	45	130	UED
171	4" HOSE		20	60	150	UED
172	6" HOSE		30	90	270	UED
173						
174	THESE RATES VALID THROUGH AUGUST 2014					
175	RENTAL BASED ON EQUIPMENT AVAILABILITY					
176	RATES DO NOT INC. DELIVERY FEE, 6% SALES TAX or \$4 ENV.FEE					
177	RATES ALL INCLUDE PM SERVICE'S					