

# Annual Report

FY 2019-2020



Lee County  
*Southwest Florida*

# Message from the County Manager

I am pleased to present the fiscal year 2019-2020 Annual Report, as required by the Lee County Charter.

Since emerging from the Great Recession, the county has focused on concepts such as back-to-basics in defining our core service levels, data-driven decisions, and openness in presenting costs. Our success is a result of sound policy direction provided by the Lee Board of County Commissioners.

Lee County Commissioners have – over time – adopted “quality of life” as a guiding philosophy. That remained true for FY19-20, despite the COVID-19 pandemic. Unemployment quickly reached historic levels. Then the federal government sent the county \$134.5 million to help businesses, families and individuals. The result was LeeCARES, and through that program, we distributed dollars for people to pay rent and mortgage payments, pay for childcare, cover utility bills, and obtain Personal Protective Equipment for their businesses.

The pandemic also changed how we as an organization conduct business. We have embraced technology better than ever.

Despite the time and effort devoted to the pandemic, the county continued to conduct day-to-day business.

With the leadership of our Board, we started and completed Natural Resources projects for water-quality improvements and flood remediation. We forged ahead with major transportation projects. Our Sports Development, Economic Development and Visitor & Convention Bureau continued efforts to attract and help support businesses.



The list goes on. Our Community Development group worked to streamline and digitalize processes. Permit activity soared. Human & Veteran Services diligently connected individuals experiencing homelessness with resources. Lee County Solid Waste was recognized as one of only three Florida counties that exceeded the state-set recycling goal. Parks & Recreation projects enhanced amenities, and the county surpassed 30,000 acres of Conservation 20/20 lands. Public Safety increased its EMS and dispatch operations, and Emergency Management activated for the 2020 hurricane season. The county also increased its digital communications efforts – fostering even more transparency with constituents.

The General Fund budget – the county’s largest operating fund – is balanced. This, too, is an accomplishment.

You will recall that when the proverbial bubble burst in 2008 and the Great Recession started, Lee County lost 52% of its property value, and the General Fund was in deficit from 2009 to 2013.

Clear policy direction from the Board and exemplary work ethic of county employees has been the catalyst for the financial and operational stability we experienced in FY19-20. This has a direct impact on the quality of life and economy here in Lee County.

Sincerely,

A handwritten signature in cursive script, reading "Roger Desjarlais". The signature is written in dark ink on a white background.

Roger Desjarlais

# Board of County Commissioners



**Kevin Ruane**  
District 1  
*Chairman*



**Cecil L. Pendergrass**  
District 2  
*Vice Chairman*



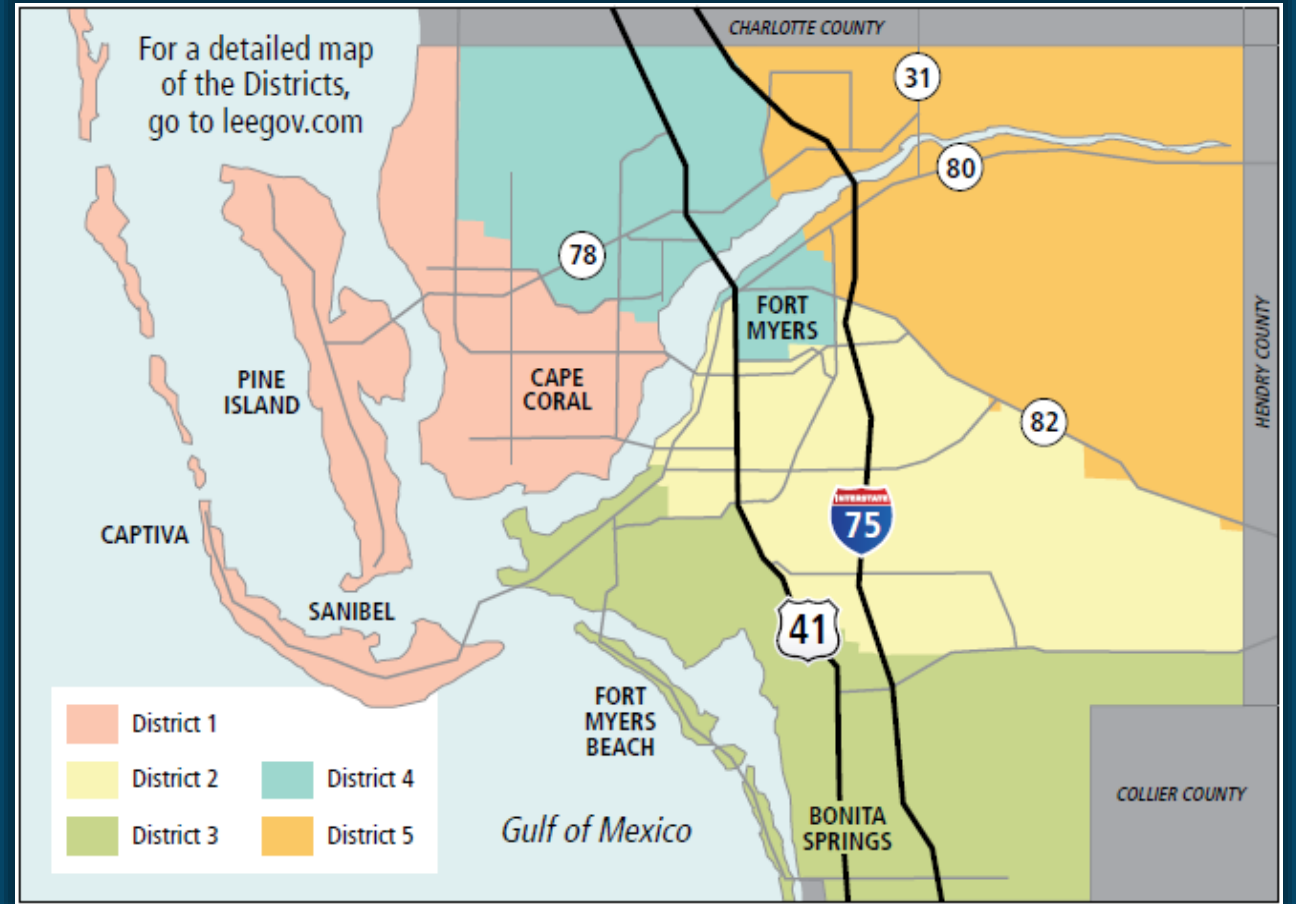
**Ray Sandelli**  
District 3



**Brian Hamman**  
District 4



**Frank Mann**  
District 5







# About Lee County

Lee County, which has an area of 804 square miles including 50 miles of beaches and shorelines, was created from what was a portion of Monroe County in 1887, just a year after the City of Fort Myers was incorporated. Thomas Alva Edison already had purchased land along the Caloosahatchee River and soon began spending winters here.


Today, Lee County is home to more than 750,000 people and six municipalities: Fort Myers, Cape Coral, Sanibel, Bonita Springs, the Town of Fort Myers Beach and the Village of Estero.

The county government is organized by a Home Rule Charter and is led by the Board of County Commissioners, who are elected countywide to represent five districts. The Board appoints the County Manager, the County Attorney and the Hearing Examiner.

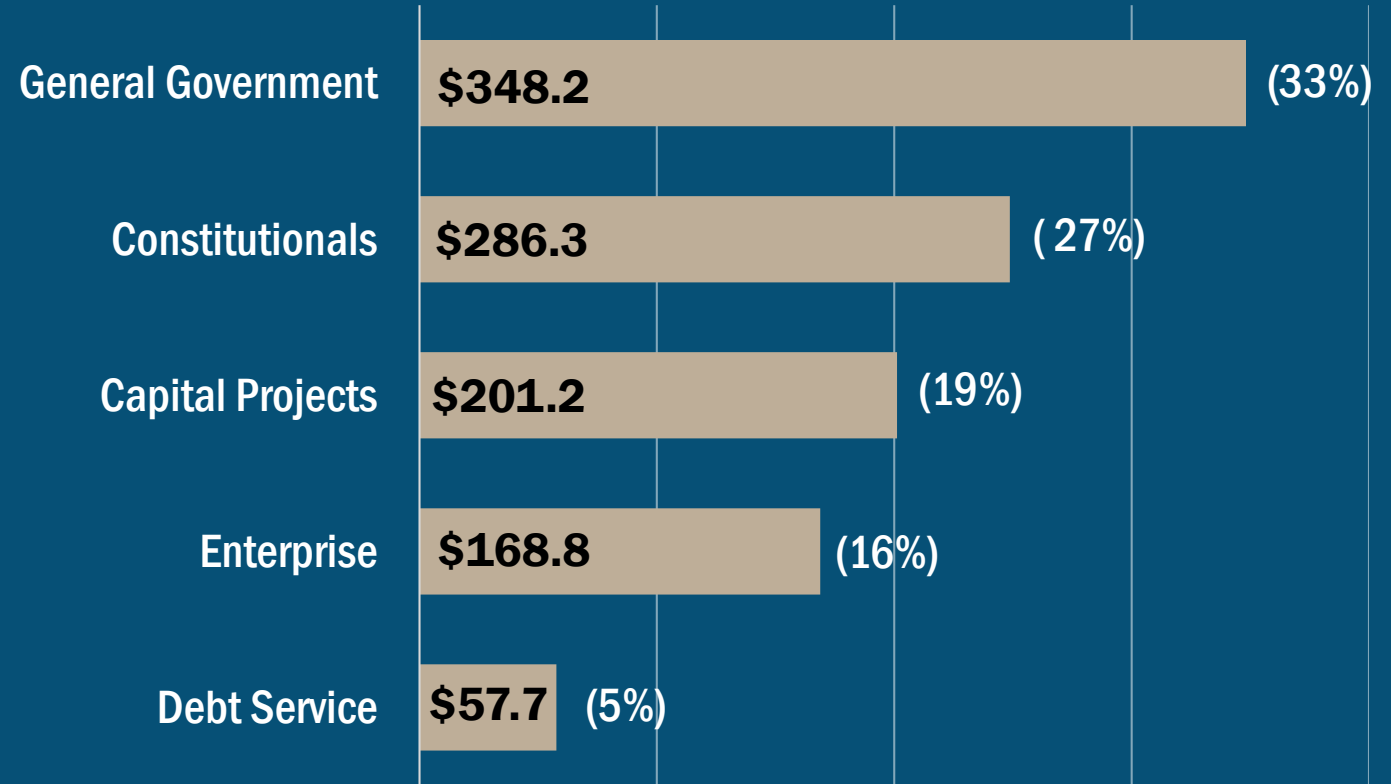
# BOCC budget

## (All funds)

### WHERE DOES THE MONEY COME FROM?



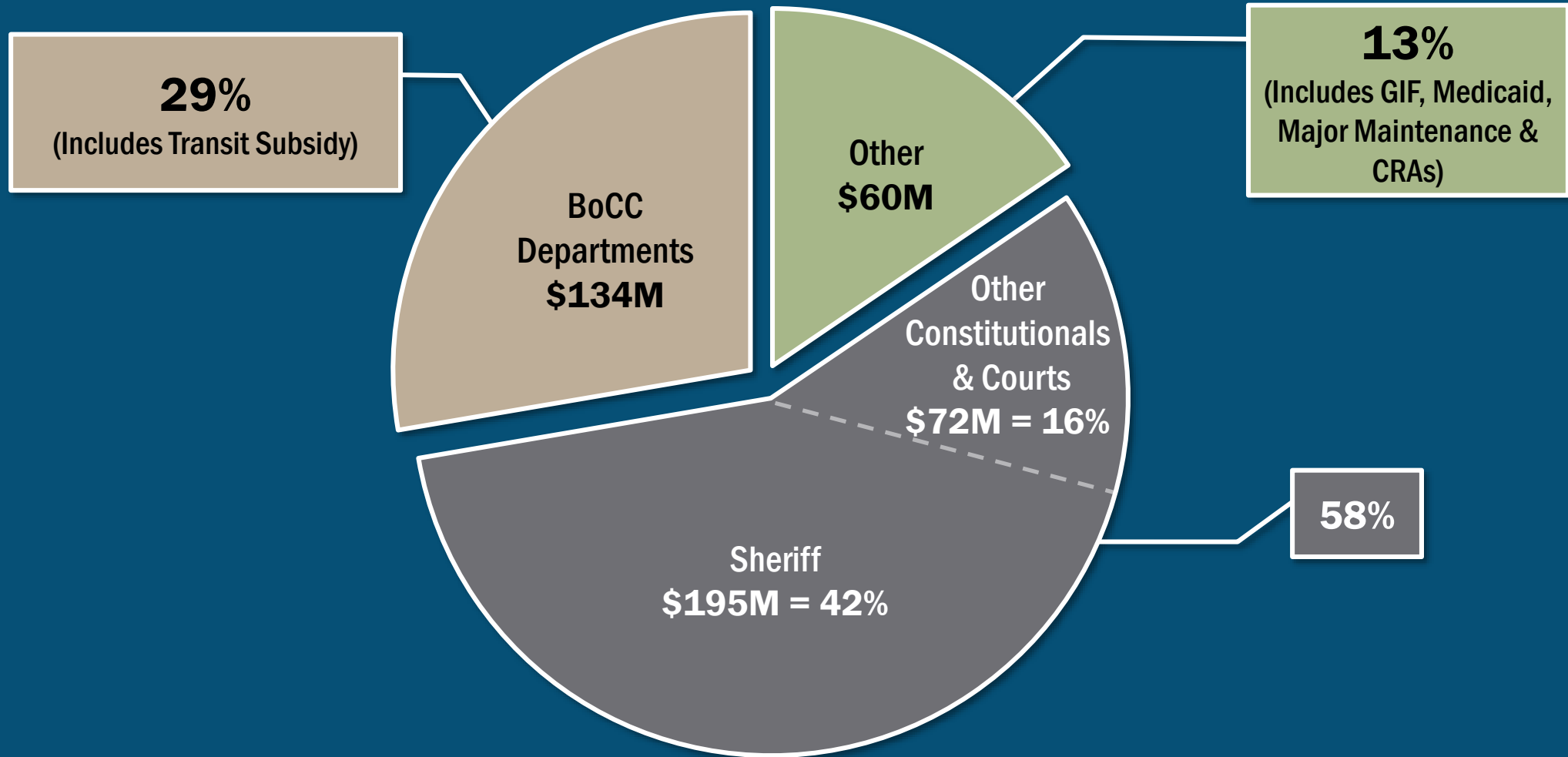
### WHERE DOES THE MONEY GO?



*In Millions*

*Note: Excludes Non-Revenues and Non-Expenditure Disbursements*

# General Fund Breakdown



# Financial Results

Fiscal Year	GF Budget	Surplus/(Deficit)	Ending Reserve	Excess Reserves Invested
14-15 *	\$362.6	\$6.6	\$94.0	\$8.9
15-16 **	\$390.5	\$0.0	\$102.2	\$6.0
16-17	\$400.0	\$1.4	\$107.1	\$17.5
17-18	\$418.1	\$5.6	\$104.7	\$2.0
18-19	\$446.4	\$0.3	\$103.1	\$23.7
19-20	\$461.5	\$6.1	\$92.7	\$16.5

Amounts Shown in Millions

\* Continuation Budget Policy Adopted March 18, 2014 and 20% General Fund Reserve Policy Adopted June 3, 2014

\*\* Growth Increment Funding Policy Adopted June 2, 2015

# Natural Resources

## **STARTED**

Countywide Microbial Source Identification Study

## **COMPLETED**

Nalle Grade Stormwater Project

Southern Lee County Flood Mitigation Study

North Fort Myers Nutrient & Bacteria Source Identification Study

## **GRANTS**

\$7M Community Development Block Grant: Infrastructure Repairs to East Mulloch Water Control District

\$2.15M Various Other Grants:

Powell Creek, Canal L-3, Yellow Fever, Canal H-7, Industrial Park



# Natural Resources

## ONGOING FLOOD REMEDIATION

Alico Road Survey Work

Olga Creek Clearing

Homestead – Orange River Drainage Clearing

East Daughtry’s Creek Clearing

Yellow Fever Creek Clearing

Design Canal H-7 & Industrial Park Berm

Replacements at Henderson Grade & Palm Creek

## OTHER NOTABLES

Changes in Proposed WRDA 2020

Big Cypress Basin Expansion

Lake Okeechobee Operations Schedule (LOSOM)

Basin Management Action Plan (BMAP)

C-43 West Basin Storage Reservoir Water Quality Feasibility Study

Chapel Branch/Popash Creek Clearing

# Natural Resources



Lee County remains actively engaged in local projects and activities to restore impaired waters, including ongoing work at Yellow Fever Creek Preserve and Pine Lake Preserve. Improvements to unhealthy waters are an important goal for the County, and are required under state and federal regulations.

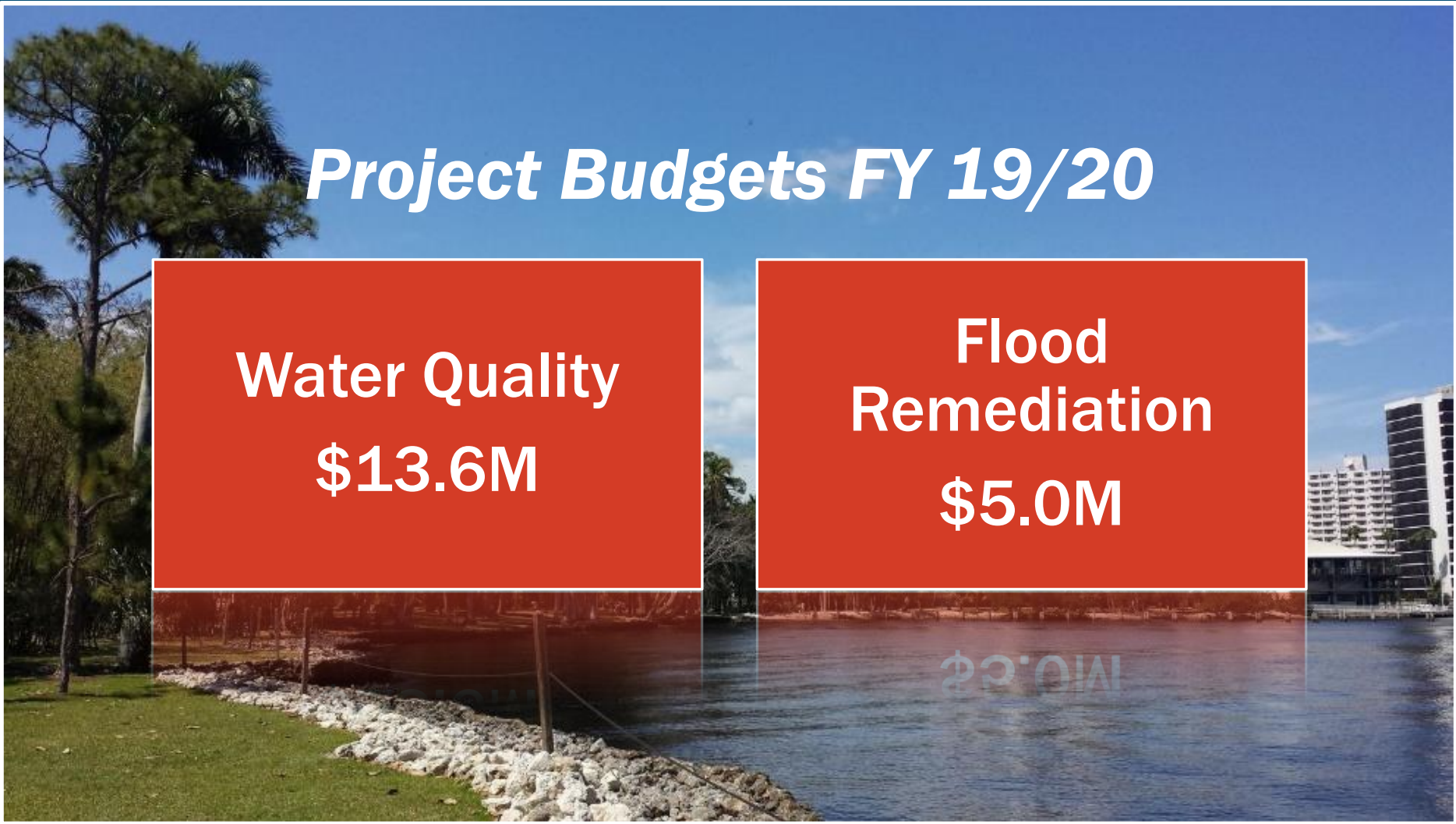


# Natural Resources

## *Project Budgets FY 19/20*

**Water Quality**  
**\$13.6M**

**Flood Remediation**  
**\$5.0M**





# Transportation

Burnt Store Road	<ul style="list-style-type: none"><li>• Central &amp; North Segment Completed</li><li>• South &amp; Final Phase Underway</li><li>• Charlotte County Line Segment PD&amp;E Underway</li></ul>
Estero Boulevard	<ul style="list-style-type: none"><li>• Segments 3 &amp; 4 Completed - February 2021</li><li>• Segments 5 &amp; 6 Underway - January 2022</li></ul>
Homestead Road Widening	<ul style="list-style-type: none"><li>• Completed</li></ul>
Alico Road Widening	<ul style="list-style-type: none"><li>• Completed</li></ul>
Kismet / Littleton	<ul style="list-style-type: none"><li>• Widening &amp; Realignment Completed</li></ul>

**\$146M**  
FUNDING



# Transportation

Three Oaks  
Extension Bridge

- Bridge Work Design Complete
- Working on ROW Acquisition

Lehigh Acres

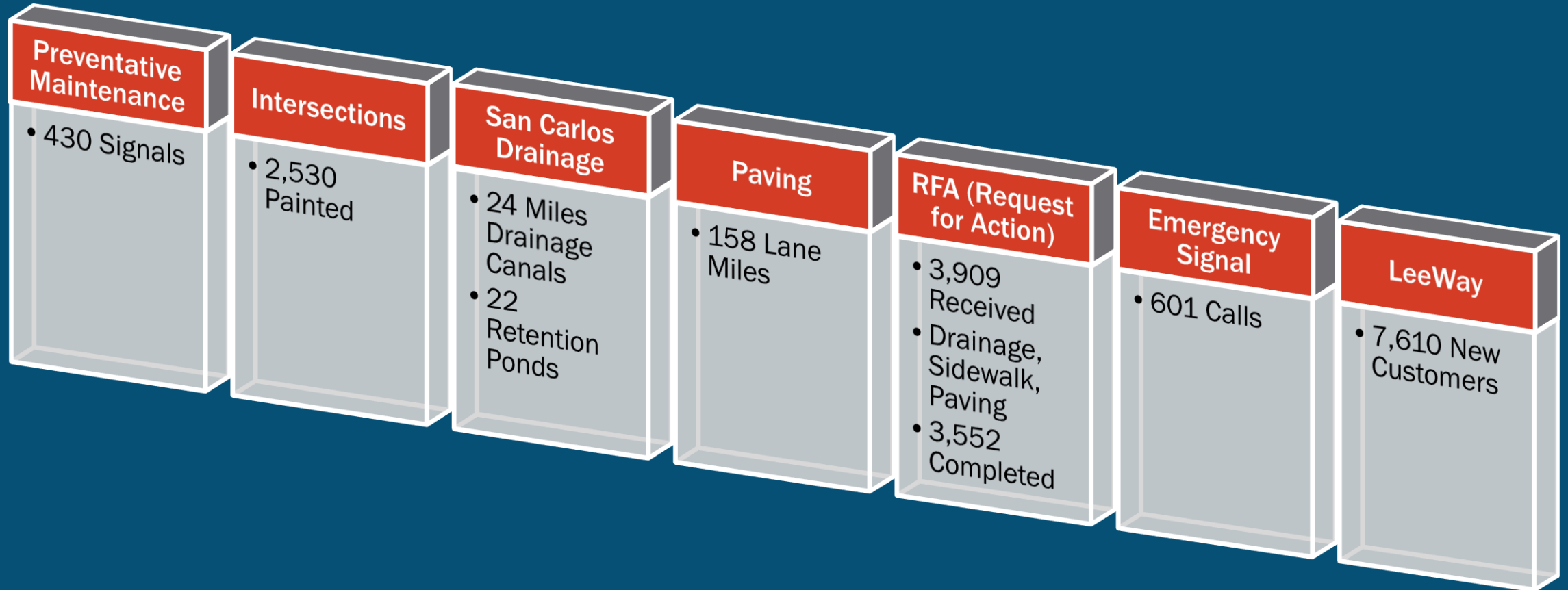
- \$5M Annual Resurfacing

BPAC Priorities

- \$19M Sidewalks for Next Five Years

**\$148M**  
FUNDING

# Transportation



# Interdepartmental – Rebuild Florida Grants

<b>Critical Facility Hardening</b> \$10,170,398 Hertz Arena Shelter Alico Arenaa Shelter Waste-to-Energy Facility	<b>Infrastructure Repair</b> \$11,248,976 San Carlos Park/East Mulloch Low/Mod Income Neighborhoods County Canals Richmond Ave. Pedestrian Bridge
<b>Hazard Mitigation</b> \$4,860,301 Hurricane Shelter Upgrades & Flood Control Improvements	<b>Planning</b> \$253,000 Coastal Urban Risk Assessment & Resiliency Plan

Total Grant Awards  
**\$26,532,675**

# Utilities



**\$1.29B**

**Total Value  
LCU Assets**

## Wastewater Treatment

FY19: 4.120 Billion Gallons  
FY20: 4.127 Billion Gallons



## Water Production

FY19: 9.371 Billion Gallons  
FY20: 9.494 Billion Gallons



## Water Meter Connections

FY19 **89,136**

FY20 **90,929**



## Developer Contributed Assets

FY16: 67 projects - Value \$9,492,216  
FY17: 47 projects - Value \$8,979,0311  
FY18: 66 projects - Value \$12,708,484  
FY19: 69 projects - Value \$18,580,951  
FY20: 72 projects - Value \$16,992,329



# Solid Waste

## Top Florida Recycler

- 80% of Waste Generated Locally

## Interlocal Agreements

- New Municipal Agreements for Waste Collection

## Increased Volumes Year-over-Year

- Across Most Business Segments March-December
- 248,551 Scale-house Transactions (+11.2%)
- 71,174 Tons Recycling (+2.5%)
- 91,797 Tons Construction & Demolition (+5%)
- 102,464 Tons Horticulture (+18.2%)
- 145,904 Tons Residential MSW (+13.5%)
- *Exception: 125,130 Tons Commercial MSW (-10.9%)*

# Public Safety

## EMS

### Revenue

- FY19 - \$22.1M
- FY20 - \$22.5M

### Responses

- FY19 - 91,473
- FY20 - 92,988

### Total Calls

- CY19 - 161,620
- CY20 - 164,655

### Emergency Management

- Hurricane Preparation
  - 2 Events: Isaias & Eta
- Partial Activation Status: March 14, 2020
- Virtual Seminar Series for Community Hurricane Prep

### Major Programs & Projects

- Public Safety Expansion Project - Design
- New Hexagon CAD system October 2019
  - Partnership with LCSO
  - Emergency Dispatch Center Renovations
- P25 Analog to Digital Conversion

# LeeTran

## Transportation Development Plan

- Microtransit (Mobility on Demand)
- Frequency Improvements on Core Transit Routes
- Interlining Routes (Connectivity)
- Autonomous & Electric Vehicle Exploration



## Improvements

- Launched Contactless Services
- Bus Stop & Shelter Improvements
- Transfer Station Development & Rosa Parks Renovation

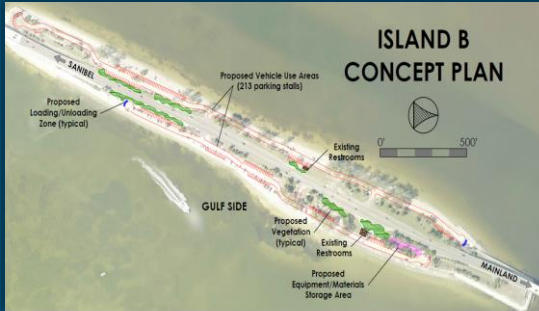


## Partnerships

- Community Transportation Coordinator (CTC)
- Homeless Outreach
- Vaccination Site Tram/Shuttle
- Vaccination Appointment Transportation (FMHA/FDOH)



# Parks & Recreation



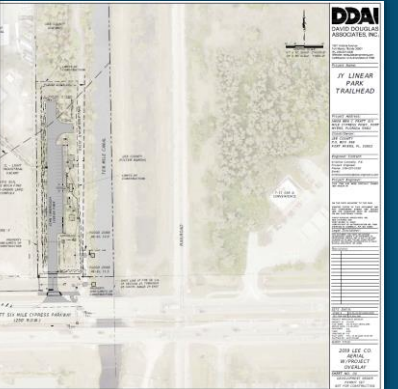
Sanibel Causeway



Matlacha Pier




Brooks Park



JY Linear Park



# Parks & Recreation




**\$12.4M**  
County Funding

**\$22.2M**  
Total Funding

**14**  
Total Projects

**\$9.8M**  
Grant Funding

Acha Pier



JY Linear Park

# Parks & Recreation/Conservation 20/20

**481**

Conservation  
Acres Purchased  
FY19-20

**\$11.4M**

Total  
Purchase Price

**30,225**

Total Conservation  
Acres as of  
9/30/20



# Human & Veteran Services

Over \$11M Committed to Homeless Related Activities in 2019-20

Dual Approach

## Prevention

Rent, Mortgage & Utilities Assistance

\$28.4M CARES Act Funding

## Outreach & Services

Housing First Approach

HOT Teams

Expanded Transitional Shelter Capacity

Homeless Day Shelter

Rapid Rehousing

Wrap Around Services



# Economy

## Economic Development Office



\$16.2 Million Grant Assistance (LeeCARES)

1,446 Business & Non-profits

North Fort Myers Redevelopment

Merchants Crossing

Cross Development

Target Industry Headquarters Projects



# Economy

## *FY 19/20 Tourist Development Tax Revenue*

	FY19	FY20	Variance
Total:	\$42,584,071	\$37,989,567	-\$4,594,505

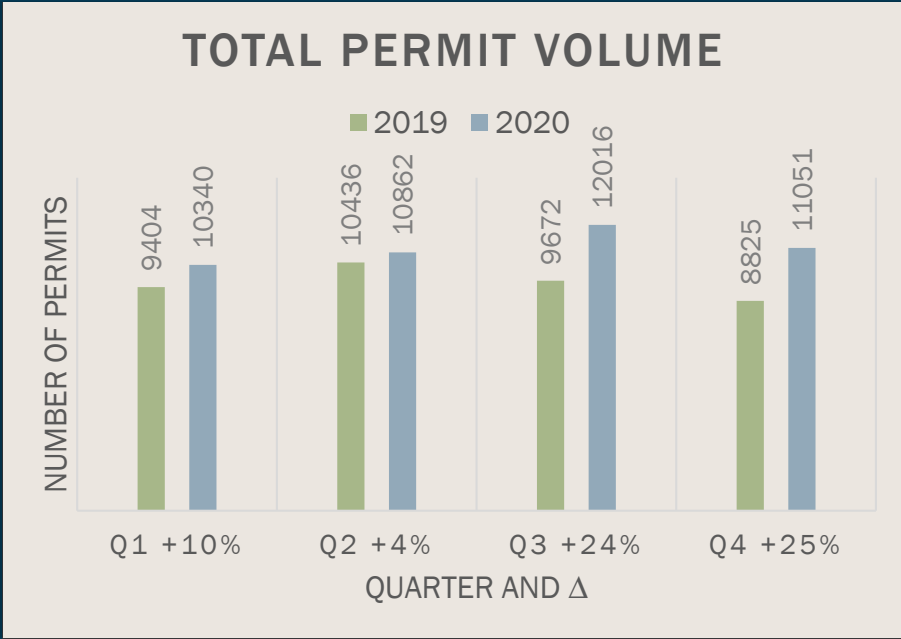
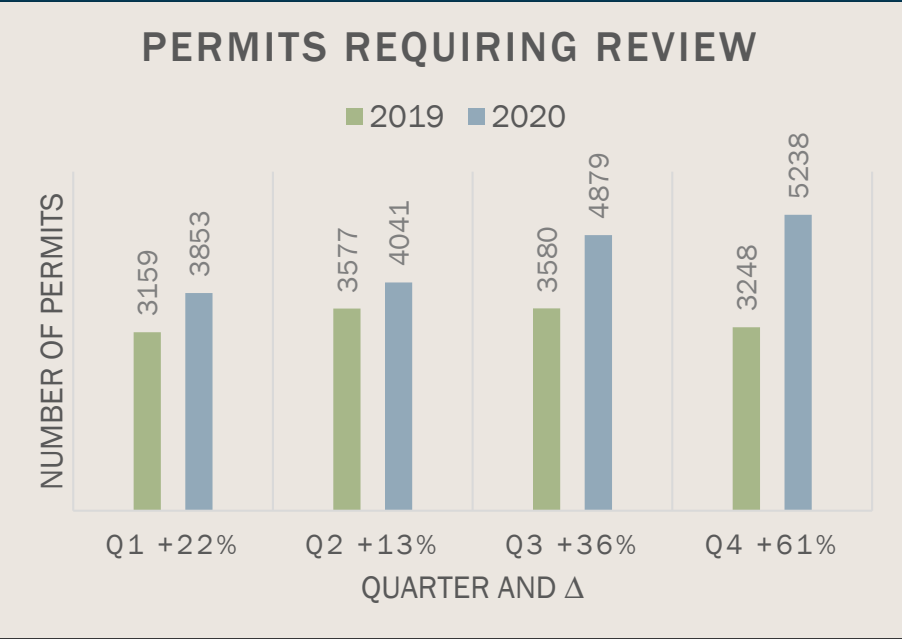
### **Sports Development**

- TIP-OFF CLASSIC
- Increases media value by 664%
- \$2,772,231 - 2020
- \$362,770 - 2019

### **Visitor & Convention Bureau**

- 5,778,337,238 earned media tourism impressions
- Destination wedding leads
- +24% FY20

# Permit Activity



# Permit Activity

## Construction Value of Issued Permits

2019 \$1,336,266,015

2020 \$1,448,728,628

✓ Increase + 8%

^ INCREASE + 8%

	Single Family Homes				Townhouses and Condominiums			
	Sales	Y/Y % Change	Median Price	Y/Y % Change	Sales	Y/Y % Change	Median Price	Y/Y % Change
Florida	310,378	5.8%	\$290,000	9.6%	119,336	2.5%	\$215,000	12.0%
Lee	15,541	12.7%	\$289,000	11.7%	7,485	8.2%	\$209,900	9.3%

# Digital Communication

## OBJECTIVES



- ✓ New Constituent Communication
- ✓ Support Key Initiatives
- ✓ Drive Traffic to County Website
- ✓ Share Information for County Manager & Commissioners

## METHODS



### Facebook

Impressions: >4.1 million  
Organic, paid, viral content sharing  
Reach: >2.2 million users



### Twitter

Reach: >745,000 Users



### YouTube

Watch Time: >15,500 hours



### LinkedIn

Impressions: 120,200+



### Email Marketing

>13,000 active subscribers  
Started with ~6,200





# COVID-19 Response





# COVID-19 Response

Lee County launched multiple assistance programs under the LeeCARES banner to address community needs amid the COVID-19 pandemic, including:

- Rental and mortgage assistance
- Utility assistance
- Business assistance
- Personal Protective Equipment distribution
- Childcare scholarships
- Municipal assistance
- Food security programs

[www.leeftcares.com](http://www.leeftcares.com) | 239-533-CARE

# LEE COUNTY OFFICE OF THE COUNTY MANAGER

2115 Second Street | Fort Myers, FL 33901 | 239-533-2221

For Assistance Programs, Dial 211 | For Lee County Government, Call 239-533-2111

Find us on the Web - [www.leegov.com](http://www.leegov.com)

## SOCIAL MEDIA



Facebook - @leecountyflbocc

Linkedin - lee-county

Twitter - @leecountyflbocc

YouTube - LeeCountyFL

Instagram - leecountyfl