

MASTER CONSTRUCTION AGREEMENT

LEE COUNTY, a political subdivision of the State of Florida, by and through its Board of County Commissioners, situated at 2115 Second St., Fort Myers, FL 33901 (the "County"), hereby contracts with Asphalt Paving Systems, Inc. (the "Contractor") of 500 N. Egg Harbor Rd., Hammonton, NJ 08037, a NJ contractor licensed to perform all Work in the State of Florida in connection with the County's Solicitation No. B220257ACN (the "Project"), as said Work is set forth in the Plans and Specifications prepared by Robert L. Price, the "Engineer of Record," and other Contract Documents hereafter specified (the "Work").

The County and the Contractor, for the consideration herein set forth, agree as follows:

Section 1. Contract Documents.

A. The Contract Documents consist of this Agreement, the Exhibits described in Section 6 hereof, the legal advertisement, the instructions to bidders, the Proposal and Proposal Forms, the solicitation documents and any duly executed and issued addenda, the Contractor's proposal, County Project Authorizations, County Project Modifications, Field Directive Change Orders, and amendments relating thereto. All of the foregoing Contract Documents are incorporated by reference and made a part of this Agreement with the exception of the solicitation which shall be incorporated to the extent that it does not conflict with the remainder of the Agreement (all of said documents including the Agreement sometimes being referred to herein as the "Contract Documents" or "Contract" and sometimes as the "Agreement"). A copy of the Contract Documents shall be maintained by Contractor at the Project Site at all times during the performance of the Work.

B. The Engineer of Record is the initial interpreter of the Contract Documents concerning design intent, but is not the judge between the County and the Contractor. The County reserves the right to make final decisions considering the Engineer of Record's recommendations or interpretations of the Contract Documents. The Engineer of Record does not have authority to obligate or commit the County to fund additional expenditures or approve extensions of time over the approved Contract Time or Amount. However, the Engineer of Record's interpretation as to the intent of her or his design shall be final and not subject to interpretation by the County's staff.

C. The Construction Engineering and Inspection Consultant ("CEI Consultant") is the initial interpreter of the Contract Documents in all matters not concerning design intent. The CEI Consultant shall administer, monitor, test, sample, and inspect the Construction of the Project to ensure that the Project is constructed in reasonable conformity with the plans, specifications, and special provisions of the Contract Documents and shall observe the Contractor's work to determine the progress and quality of work, identify discrepancies, report significant discrepancies to the County, and direct the Contractor to correct such observed discrepancies. The County reserves the right to

make final decisions considering the CEI Consultant's recommendations or interpretations of the Contract Documents. The CEI Consultant may issue Field Directive Change Orders to the Contractor, but the CEI Consultant does not have authority to change the scope of the Project, obligate or commit the County to fund additional expenditures, or approve extensions of time over the approved Contract Time or Amount. The CEI Consultant shall consult with the Engineer of Record regarding any questions concerning the intent of the Project design.

D. Any Work that may be reasonably inferred from the Plans and Specifications as being required to produce the intended result shall be supplied whether or not it is specifically called for. In case of any inconsistency or conflict among the provisions of the Contract Documents, the order of precedence shall be as follows: (1) County Project Modifications; (2) County Project Authorizations; (3) the Agreement, including amendments and Exhibits; (4) Field Directive Change Orders; (5) the solicitation documents, including any addenda. Exhibit G, Article 5-2 provides the order of precedence for Specifications, Plans, Special Provisions, Technical Special Provisions, and other Project specifications. The Contract Documents represent the entire and integrated Agreement between the parties hereto, and supersede prior negotiations, representations, or agreements, either written or oral.

E. Work, materials or equipment described in words which have a well-known technical or trade meaning, shall be deemed to refer to such recognized standards.

F. The County shall furnish to the Contractor Contract Documents in electronic form and PDF file format.

G. The Contractor agrees to bind specifically every Subcontractor to the applicable terms and conditions of the Contract Documents for the benefit of the County.

H. The Work to be provided by Contractor for the Project shall be under the general direction of the CEI Consultant, or their successor, who shall act as the County's representative during the term of this Agreement. If the County's representative is not a County employee, then County's representative is not authorized to issue changes to the Contract Amount, Contract Time, or Scope of Work without express approval by the County Director, County Manager, or Board of County Commissioners.

Section 2. Scope of Work.

A. The Contractor agrees to furnish and pay for all management, supervision, financing, labor, materials, tools, transportation, fuel, supplies, utilities, equipment and services of every kind and type necessary to diligently, timely, and fully perform and complete in a good and workmanlike manner the Work required by this Agreement.

B. The Work shall be prosecuted and administered in accordance with the Standard Specifications attached hereto and incorporated herein as Exhibit G and all County Project Authorizations.

C. A County Project Authorization shall be issued by the County before commencement of any Work related to this Agreement. Contractor acknowledges and agrees that no minimum order or amount of Work is guaranteed under this Contract and County may elect to issue no County Project Authorizations.

Section 3. Contract Amount.

A. In consideration of the faithful performance by the Contractor of the covenants in this Contract, and any County Project Authorizations issued hereunder, to the full satisfaction and acceptance of the County, the County agrees to pay, or cause to be paid, to Contractor the Contract Amount established in the County Project Authorization(s) awarding the Work as set forth in the Exhibits to this Agreement.

B. Measurement and payment provisions are provided in Division 1, Section 9 of the Standard Specifications attached hereto as Exhibit G.

Section 4. Bonds.

A. For each County Project Authorization authorizing Work for a cost of \$200,000.00 or more, the Contractor shall procure Performance and Payment Bonds, in the form prescribed in Exhibit F, in conformance with this Agreement and the Solicitation. Contractor shall provide Performance and Payment Bonds in the amount of 100% of the Contract Amount, the costs of which are to be paid by Contractor. If the Contract Amount is increased by a County Project Modification, it shall be the Contractor's responsibility to ensure that the Performance and Payment Bonds are amended accordingly and a copy of the amendment recorded by the Lee County Clerk of Court and forwarded to the County. The Performance and Payment Bonds shall be underwritten by a Surety authorized to do business in the State of Florida and otherwise acceptable to the County; provided, however, the Surety shall be rated as "B or better" as to general policy holders rating as reported in the most current Best Key Rating Guide, published by A.M. Best Company, Inc.

B. Attorneys-in-Fact who sign Bonds for County projects must file with such Bond a certified copy of their Power of Attorney to sign such Bond. All agents of Surety companies must list their name, address, and telephone number on all Bonds. The life of all Bonds provided to the County shall extend twelve (12) months beyond the date of final payment and shall contain a waiver of alternation to the terms of the Contract, extensions of time and/or forbearance on the part of the County. The Surety must have fulfilled all of its obligations on all other Bonds previously provided to the County. The Surety must have a minimum underwriting limitation of \$5,000,000 published in the latest edition of the Federal Register for Federal Bonds (U.S. Dept. of Treasury).

C. If the Surety for any Bond furnished by Contractor is declared bankrupt, becomes insolvent, its right to do business is terminated in the State of Florida, or it ceases to meet the requirements imposed by the Contract Documents, the Contractor

shall, within five (5) calendar days thereafter, substitute at Contractor's cost another Bond and Surety, both of which shall be subject to the County's approval.

D. If the Contractor cannot obtain another Bond and Surety within five (5) calendar days, the County may accept and the Contractor shall submit an irrevocable letter of credit drawn on a Lee County, Florida bank until the Bond and Surety can be obtained.

E. In case of default on the part of the Contractor, the County will charge against the Contract/Performance Bond all expenses for services incidental to ascertaining and collecting losses under the Contract/Performance Bond, including accounting, engineering, and legal services, together with any and all costs incurred in connection with renegotiation of the Contract.

F. The Surety shall indemnify and provide defense for the County when called upon to do so for all claims or suits against the County, by third parties, pertaining to Contractor payment or performance issues arising out of the Contract where the Contractor has failed to timely provide the County such defense. It is expressly understood that the monetary limitation on the extent of the indemnification shall be the approved Contract amount, which shall be the original Contract amount as may be modified by subsequent County Project Modifications.

G. The principal and Surety executing the Contract/Performance Bond shall be liable to the County in any civil action that might be instituted by the County or any officer of the County authorized in such cases, for triple any amount in money or property the County might lose, or be overcharged, or otherwise be defrauded of by any wrongful or criminal act of the Contractor, their agent or their employees.

Section 5. Contract Time and Liquidated Damages

A. Time is of the essence in the performance of the Work under this Agreement. The Commencement Date is established in the Notice to Proceed to be issued by the County, and the Contractor must begin the Work within the number of days specified by the Notice to Proceed. Written Notice to Proceed is contingent upon and will be done subsequent to the Contractor fully satisfying the County's stated insurance and Bond submittal requirements. No Work shall be performed at the Project Site prior to the Commencement Date. Any Work performed by the Contractor prior to the Commencement Date shall be at the sole risk of the Contractor. The County Project Authorization authorizing the Work shall establish the number of calendar days after the Commencement Date within which the Contractor must achieve Final Acceptance of the Work. That time period shall be the Contract Time. The date of Final Acceptance of the Work (or designated portions thereof) is the date certified by the Director pursuant to Exhibit G, Article 5-11.

B. Prosecution and progress of the Work provisions are provided in Division 1, Section 8 of the Standard Specifications attached hereto as Exhibit G.

C. The County and the Contractor recognize that, since time is of the essence for this Agreement, the County will suffer financial loss if Final Acceptance of the Work is not achieved within the time specified above, as said time may be adjusted as provided for herein. Should the Contractor fail to achieve Final Acceptance of the Work within the time period noted above, the County shall be entitled to assess the amount set forth in Article 8-10 of the Standard Specifications, as Liquidated Damages, but not as a penalty, for each calendar day thereafter until Final Acceptance is achieved. Final Acceptance of the Work shall be deemed to occur on the date the Director issues a written notice of Final Acceptance pursuant to the terms hereof. The Contractor hereby expressly waives and relinquishes any right which it may have to seek to characterize the above noted Liquidated Damages as a penalty, which the parties agree represents a fair and reasonable estimate of the County's actual damages at the time of contracting if the Contractor fails to achieve Final Acceptance of the Work in a timely manner.

D. When any period of time is referenced by days herein, it shall be computed to include the first day and last day of such period. All days shall mean calendar day and not business day.

E. Any agreed upon changes to the Contract Time must be accomplished by an approved, written County Project Modification in the form attached to this Agreement.

Section 6. Exhibits Incorporated.

The following documents are expressly agreed to be incorporated by reference and made a part of this Agreement:

- A. Scope of Services
- B. Fee Schedule
- C. Legal Advertisement
- D. Invitation to Bid and all addenda, including the Project Plans
- E. Bid Form and Required Documents
- F. Public Construction Performance and Payment Bond
- G. Standard Specifications
- H. Insurance Requirements, including Certificates of Insurance
- I. Form of Release and Affidavit
- J. County Project Modification
- K. Supplemental Specifications
- L. Special Provisions
- M. Technical Special Provisions
- N. FDOT and Lee County Design Standards
- O. Developmental Specifications
- P. Contractor's Background Screening Affidavit
- Q. Other relevant forms

Section 7. Public Records.

A. In addition to other requirements provided herein, Contractor shall comply with public records laws embodied in Chapter 119, Florida Statutes, and specifically shall:

A.1. Keep and maintain public records required by the County in order to perform the Scope of Services identified herein.

A.2. Upon request from the County provide the County with any requested public records or allow the requested records to be inspected or copied within a reasonable time by the County.

A.3. Ensure that public records that are exempt or confidential and exempt from public records disclosure requirements are not disclosed except as authorized by law for the duration of the Agreement term and thereafter if the Contractor does not transfer all records to the County.

A.4. Transfer, at no cost, to County all public records in possession of the Contractor upon termination of this Agreement and destroy any duplicate public records that are exempt or confidential and exempt from public records disclosure requirements. All records stored electronically must be provided to the County, upon request from the County, in a format that is compatible with the information technology systems of the County. If the Contractor keeps and maintains public records upon the conclusion of this Agreement, the Contractor shall meet all applicable requirements for retaining public records that would apply to the County.

B. If Contractor does not comply with a public records request, the County shall treat that omission as a breach of this Agreement and enforce the Contract provisions accordingly. Additionally, if the Contractor fails to provide records when requested, the Contractor may be subject to penalties under Section 119.10, Florida Statutes, and reasonable costs of enforcement, including attorney fees.

IF THE CONTRACTOR HAS QUESTIONS REGARDING THE APPLICATION OF CHAPTER 119, FLORIDA STATUTES, TO THE CONTRACTOR'S DUTY TO PROVIDE PUBLIC RECORDS RELATING TO THIS AGREEMENT, CONTACT THE CUSTODIAN OF PUBLIC RECORDS AT 239-533-2221, 2115 SECOND STREET, FORT MYERS, FL 33901, PRRCustodian@leegov.com; <http://www.leegov.com/publicrecords>.

Section 8. Audit.

A. Upon execution of the Contract, the County reserves the right to conduct an audit of the Contractor's records pertaining to the Project. The County or its representatives may conduct an audit, or audits, at any time prior to final payment, or

thereafter pursuant to 5-12 of the Standard Specifications. The County may also require submittal of the records from either the Contractor or any subcontractor or material supplier. As the County deems necessary, records include all books of account, supporting documents, and papers pertaining to the cost of performance of the Work.

B. The Contractor must retain all records pertaining to the Contract for a period of not less than five (5) years from the date of the Director's final acceptance of the Project, unless a longer minimum period is otherwise specified. Upon request, make all such records available to the County or its representative(s). For the purpose of this section, records include but are not limited to all books of account, supporting documents, and papers that the County deems necessary to ensure compliance with the provisions of the Contract Documents.

C. If the Contractor fails to comply with these requirements, the County may disqualify or suspend the Contractor from bidding on or working as a subcontractor on future Contracts.

D. The Contractor must ensure that the subcontractors provide access to their records pertaining to the project upon request by the County.

Section 9. Indemnification and Insurance.

A. Contractor agrees to save harmless, indemnify, and defend or, at the option of the County, pay the cost of defense, the County and its representative from any and all claims, losses, penalties, demands, judgments, and costs of suit, including attorneys' fees and paralegals' fees, for any expense, damage or liability incurred by any of them, whether for personal injury, property damage, direct or consequential damages, or economic loss, arising directly or indirectly on account of or in connection with the Work performed by Contractor under this Agreement or by any person, firm or corporation to whom any portion of the Work is subcontracted by Contractor or resulting from the use by Contractor, or by any one for whom Contractor is legally liable, of any materials, tools, machinery or other property of the County. This provision is intended to apply even if the injury or damage is caused in whole or in part by any act, omission or default of the County or Engineer of Record or their consultants, agents, officers and employees. The County and Contractor agree the first \$100.00 of the Contract Amount paid by the County to Contractor shall be given as separate consideration for this indemnification, and any other indemnification of the County by Contractor provided for within the Contract Documents, the sufficiency of such separate consideration being acknowledged by Contractor by Contractor's execution of the Agreement. The Contractor's obligation under this provision shall not be limited in any way by the agreed upon Contract Amount as shown in this Contract or the Contractor's limit of, or lack of, sufficient insurance protection.

B. The Contractor guaranties the payment of all just claims for materials, supplies, tools, or labor and other just claims against him or any subcontractor, in connection with the Contract. The Department's final acceptance and payment does not release the Contractor's bond until all such claims are paid or released.

C. Contractor shall obtain and carry, at all times during its performance under the Contract Documents, insurance of the types and in the amounts set forth in the Insurance Requirements attached to this Agreement. All insurance policies shall be from responsible companies duly authorized to do business in the State of Florida and/or responsible risk retention group insurance companies which are registered with the State of Florida. Prior to execution of the Agreement, Contractor shall provide the County with properly executed Certificates of Insurance to evidence Contractor's compliance with the insurance requirements of the Contract Documents. Said Certificates of Insurance shall be on forms approved by the County. The Certificates of Insurance shall be personally, manually signed by the authorized representatives of the insurance company/companies shown on the Certificates of Insurance, with proof that they are authorized representatives thereof. In addition, certified, true and exact copies of all insurance policies required hereunder shall be provided to the County, on a timely basis, when requested by the County.

D. The Certificates of Insurance and required insurance policies shall contain provisions that thirty (30) calendar days prior written notice by registered or certified mail shall be given to the County of any cancellation, intent not to renew, or reduction in the policies or coverages, except in the application of the aggregate limits provisions. In the event of a reduction in the aggregate limit of any policy, Contractor shall immediately take steps to have the aggregate limit reinstated to the full extent permitted under such policy.

E. To the extent multiple insurance coverage and/or County's self-insured retention may apply, any and all insurance coverage purchased by Contractor and its Subcontractors identifying the County as an additional named insured shall be primary. The acceptance by the County of any Certificate of Insurance does not constitute approval or agreement by the County that the insurance requirements have been satisfied or that the insurance policy shown on the Certificate of Insurance is in compliance with the requirements of the Contract Documents. No Work shall commence at the Project Site unless and until the required Certificates of Insurance are received by the County.

F. The Contractor will be fully responsible for all acts and omissions of his Subcontractors and of persons directly or indirectly employed by them and of persons for whose acts they may be liable to the same extent that they are employed by him. Nothing in the Contract Documents shall create any contractual relationship between any Subcontractor and the County. The County may, upon request, furnish to any Subcontractor, to the extent practicable, evidence of amounts paid to the Contractor on account of specific Work done.

G. Contractor shall require each of its Subcontractors to procure and maintain, until the completion of the Subcontractor's work, insurance of the types and to the limits specified in the Insurance Requirements attached to this Agreement, unless such insurance requirements for the Subcontractor are expressly waived in writing by the County. All liability insurance policies, other than professional liability, workers' compensation, employer's liability and business auto liability policies, obtained by

Contractor to meet the requirements of the Contract Documents shall name the County and Engineer of Record as additional insureds. If any insurance provided pursuant to the Contract Documents expires prior to the completion of the Work, renewal Certificates of Insurance and, if requested by the County, certified, true copies of the renewal policies, shall be furnished by Contractor within thirty (30) calendar days prior to the date of expiration.

H. Should at any time the Contractor not maintain the insurance coverages required herein, the County may terminate the Agreement or at its sole discretion shall be authorized to purchase such coverages and charge the Contractor for such coverages purchased. The County shall be under no obligation to purchase such insurance, nor shall it be responsible for the coverages purchased or the insurance company or companies used. The decision of the County to purchase such insurance coverages shall in no way be construed to be a waiver of any of its rights under the Contract Documents.

I. Contractor shall submit to Engineer of Record a copy of all accident reports arising out of any injuries to its employees or those of any firm or individual to whom it may have subcontracted a portion of the Work, or any personal injuries or property damages arising or alleged to have arisen on account of any Work by Contractor under the Contract Documents.

Section 10. Compliance with Laws and Regulations

A. Contractor agrees to comply, at its own expense, with all federal, state, and local Laws and Regulations, including federal, state and local laws, codes, statutes, ordinances, rules, regulations and requirements applicable to the Project, including but not limited to those dealing with taxation, workers' compensation, equal employment and safety. If Contractor observes that the Contract Documents are at variance therewith, it shall promptly notify the County and Engineer of Record in writing.

B. Legal Requirements and provisions concerning Laws and Regulations to be observed are provided in Division 1, Section 7 of the Standard Specifications attached hereto as Exhibit G.

Section 11. Warranty

A. Contractor shall obtain and assign to the County all express warranties given to Contractor or any Subcontractors by any materialmen supplying materials, equipment or fixtures to be incorporated into the Project.

B. Contractor warrants to the County that any materials and equipment furnished under the Contract Documents shall be new unless otherwise specified, and that all Work shall be of good quality, free from all defects and in conformance with the Contract Documents. Contractor further warrants to the County that all materials and equipment furnished under the Contract Documents shall be applied, installed, connected, erected, used, cleaned and conditioned in accordance with the instructions of

the applicable manufacturers, fabricators, Suppliers or processors except as otherwise provided for in the Contract Documents. If, within one (1) year after Final Acceptance, any Work is found to be Defective or not in conformance with the Contract Documents, Contractor shall correct it promptly after receipt of written notice from the County. Contractor shall also be responsible for and pay for replacement or repair of adjacent materials or Work which may be damaged as a result of such replacement or repair. These warranties are in addition to those express or implied warranties to which the County is entitled as a matter of law.

C. The Contractor warrants and guarantees that title to all Work, materials and equipment covered by an application for progress payment, whether incorporated in the Project or not, will be passed to the County prior to the next application for progress payment, free and clear of all liens, claims, security interest and encumbrances; and that no Work, materials or equipment covered by an Application for Payment will have been acquired by the Contractor or by any other person performing the Work at the site or furnishing materials and equipment for the Project subject to an agreement under which an interest therein or encumbrance thereon is retained by the seller or otherwise imposed by the Contractor or such other person.

Section 12. Notices.

A. All notices required or made pursuant to this Agreement by the Contractor to the County shall be in writing and delivered by hand or by United States Postal Service, first class mail, postage pre-paid, return receipt requested, or by courier, addressed to the following:

Roger Desjarlais
Lee County Manager
P.O. Box 398
Fort Myers, FL 33902

With copies addressed to each of the following:

Frank Laco, Project Manager, P.O. Box 398, Fort Myers, FL 33902

Mary Tucker, Procurement Management Director, P.O. Box 398, Fort Myers, FL 33902

Randy Cerchie, Department of Transportation Director, P.O. Box 398, Fort Myers, FL 33902

B. All notices required or made pursuant to this Agreement by the County to Contractor shall be made in writing and shall be delivered by hand or by United States Postal Service, first class mail, postage pre-paid, return receipt requested, or by courier, addressed to the following:

Asphalt Paving Systems, Inc.
Attention: Robert Capoferri, President
500 N. Egg Harbor Rd., Hammonton, NJ 08037
Telephone: 813-788-0100 Fax: 813-788-0020

C. Either party may change its above noted address by giving written notice to the other party in accordance with the requirements of this Section.

Section 13. Modification.

No modification or change to the Agreement shall be valid or binding upon the parties unless in writing and executed by the appropriate parties intended to be bound by it.

Section 14. Successors and Assigns.

Subject to other provisions hereof, the Agreement shall be binding upon and shall inure to the benefit of the successors and assigns of the parties to the Agreement.

Section 15. No Waiver.

The failure of the County to enforce, at any time or for any period of time, any one or more of the provisions of the Agreement shall not be construed to be, and shall not be, a waiver of any such provision or provisions or of its right thereafter to enforce each and every such provision.

Section 16. Federal Requirements

A. In the event this Project is funded in whole or in part from any granting agency or source, the specific terms, regulations and requirements governing the disbursement of those funds are incorporated by reference and made a part of the Contract Documents.

Section 17. Entire Agreement.

Each of the parties hereto agrees and represents that the Agreement comprises the full and entire agreement between the parties affecting the Work contemplated, and no other agreement or understanding of any nature concerning the same has been entered into or will be recognized, and that all negotiations, acts, Work performed, or payments made prior to the execution hereof shall be deemed merged in, integrated and superseded by the Agreement.

Section 18. Severability.

Should any provision of the Agreement be determined by a court to be unenforceable, such a determination shall not affect the validity or enforceability of any other section or part thereof.

[Remainder of this page left intentionally blank.]

IN WITNESS WHEREOF, the parties have executed this Agreement on the date(s) indicated below.

WITNESS:

**CONTRACTOR: ASPHALT PAVING
SYSTEMS, INC.**

Signed By: 

Signed By: 

Print Name: Kenneth Messina

Print Name: Robert Capoferri

Title: President

Date: 7/12/2022

OWNER: LEE COUNTY

BOARD OF COUNTY COMMISSIONERS
OF LEE COUNTY, FLORIDA

BY: 
CHAIR

DATE: 8-22-22

*Commissioner Cecil L. Pendergrass, Chairman
Lee County Board of County Commissioners
District 2*



ATTEST:
CLERK OF THE CIRCUIT COURT
Kevin C. Karnes, Clerk

BY: 

DEPUTY CLERK

APPROVED AS TO FORM FOR THE
RELIANCE OF LEE COUNTY ONLY:

BY: 
OFFICE OF THE COUNTY ATTORNEY

EXHIBIT A
SCOPE OF SERVICES

Contractor shall provide alternative paving method services in accordance with the Solicitation and County Project Authorizations issued under this Agreement, if any.

A. County Project Authorization

The term County Project Authorization refers to a written document executed by both parties under this Agreement setting forth and authorizing a limited number of services, tasks, or work for a specific project identified by the County. Such services, tasks, or work is consistent with and has previously been described by the Solicitation and this Agreement.

B. Award of County Project Authorizations

As provided by the Solicitation, individual projects may be awarded and authorized via County Project Authorization, to any of the firms approved by the Board of County Commissioners under that solicitation. Award shall be made as follows:

- Any project/task with a total cost of \$50,000.00 or less may be awarded to any firm holding a valid contract under this bid able to meet the required project schedule.
- Any project/task with a total cost of \$50,000.01 or greater, but less than \$500,000.00 shall be quoted by a minimum of three (3) of the approved firms holding a valid contract under Solicitation No. B220257ACN. If there are fewer than three (3) approved firms holding a valid contract under this Solicitation, then all of the firms shall quote the project/task. When quotes are requested, the Contractor's submittal shall be based on the unit prices provided by Exhibit B, or lower prices. The quote shall not list any prices that are higher. Award of the project shall be made to the firm holding a valid contract under the Solicitation, with the lowest quoted price, able to meet the required project schedule.

C. Changes to County Project Authorizations

A modification to a County Project Authorization may be authorized by a County Project Modification properly executed by both parties.

D. Additional Purchases

If the County requires the Contractor to perform additional services or provide additional product(s) related to this Agreement, then the Contractor shall be entitled to additional compensation based on the Fee Schedule as amended to the extent necessary to accommodate such additional work or product(s). The additional compensation shall be agreed upon before commencement of any additional services or provision of additional product(s) and shall be authorized by a County Project Modification to a County Project

Authorization. The County will not pay for any additional service, work performed or product provided before a properly executed County Project Modification.

Notwithstanding the preceding, in the event additional services are required as a result of error, omission or negligence of the Contractor, the Contractor will not be entitled to additional compensation.

E. Performance of Work under this Agreement

All work shall be provided and performed in accordance with the Specifications of the Solicitation and as further described in any County Project Authorizations issued under this Agreement.

EXHIBIT B
FEE SCHEDULE

Payment for actual Work completed shall be made in accordance with the terms of this Agreement and any County Project Authorizations issued hereunder. All project pricing shall be determined by the rates established by the Contractor's response to the Solicitation, attached hereto and incorporated herein as Exhibit E. All quotes received by the County from the Contractor shall reflect pricing at or below the rates listed in this Exhibit E.

Notwithstanding the preceding, in the event additional services are required as a result of error, omission or negligence of the Contractor, the Contractor will not be entitled to additional compensation.

Alternative Paving Method				
Mobilization/Maintenance of Traffic				
Item	Description	Quantity	Unit of Measure	Unit Price
101-1	Mobilization	1	%	5.00%
101-1N	Night Work Mobilization	1	%	10.00%
102-1	Maintenance of Traffic	1	%	5.00%
102-1N	Maintenance of Traffic Nightwork	1	%	10.00%
Asphalt, Earthwork and Concrete				
Item	Description	Quantity	Unit of Measure	Unit Price
104-12	Staked Silt Fence	50-500	LF	\$ -
104-12	Staked Silt Fence	501+	LF	\$ -
110-1-1	Clearing and Grubbing	1	AC	\$ -
110-1	Curb and Gutter Removal	25-250	LF	\$ -
110-1	Curb and Gutter Removal	251-500+	LF	\$ -
110-2	Miscellaneous Concrete Removal	50-500	SY	\$ -
110-2	Miscellaneous Concrete Removal	501-1000+	SY	\$ -
110-3	Existing Pipe Removal	10-200	LF	\$ -
110-3	Existing Pipe Removal	201-500+	LF	\$ -
110-4	Removal of Existing Pavement	20-500	SY	\$ -
110-4	Removal of Existing Pavement	501-1000+	SY	\$ -
120-1	Roadway Excavation	201-500	CY	\$ -
120-1	Roadway Excavation	501-1000+	CY	\$ -
120-4	Swale Grading	20-200	LF	\$ -
120-4	Swale Grading	201-500+	LF	\$ -
120-6	Embankment (Truckload)	1-200	CY	\$ -
120-6	Embankment (Truckload)	201-500+	CY	\$ -
121-70-2	Flowable Fill	1-20	CY	\$ -
121-70-2	Flowable Fill	20+	CY	\$ -
285-7	Asphaltic Base Course	20-200	TN	\$ -
285-7	Asphaltic Base Course	201-500	TN	\$ -
285-7	Asphaltic Base Course	501-1000+	TN	\$ -
327-70-1	Milling (1")	1-200	SY	\$ -
327-70-1	Milling (1")	201-500	SY	\$ -
327-70-1	Milling (1")	501-1000+	SY	\$ -
327-70-6	Milling (1.5")	1-200	SY	\$ -
327-70-6	Milling (1.5")	201-500	SY	\$ -
327-70-6	Milling (1.5")	501-1000+	SY	\$ -
327-70-5	Milling (2")	1-200	SY	\$ -
327-70-5	Milling (2")	201-500	SY	\$ -
327-70-5	Milling (2")	501-1000+	SY	\$ -
327-70-4	Milling (3")	1-200	SY	\$ -
327-70-4	Milling (3")	201-500	SY	\$ -
327-70-4	Milling (3")	501-1000+	SY	\$ -
327-70-7	Milling (4")	1-200	SY	\$ -
327-70-7	Milling (4")	201-500	SY	\$ -
327-70-7	Milling (4")	501-1000+	SY	\$ -
327-70-10	Milling (5")	1-200	SY	\$ -
327-70-10	Milling (5")	201-500	SY	\$ -
327-70-10	Milling (5")	501-1000+	SY	\$ -
327-70-23	Milling (6")	1-200	SY	\$ -
327-70-23	Milling (6")	201-500	SY	\$ -
327-70-23	Milling (6")	501-1000+	SY	\$ -
331-1	Asphaltic Concrete Type "S-1"	20-200	TN	\$ -
331-1	Asphaltic Concrete Type "S-1"	201-500	TN	\$ -
331-1	Asphaltic Concrete Type "S-1"	501-1000+	TN	\$ -
331-2	Asphaltic Concrete Type "S-3"	20-200	TN	\$ -
331-2	Asphaltic Concrete Type "S-3"	201-500	TN	\$ -
331-2	Asphaltic Concrete Type "S-3"	501-1000+	TN	\$ -
334-1-13A	SuperPave Asphaltic Concrete 9.5 Traffic C	1-200	TN	\$ -
334-1-13A	SuperPave Asphaltic Concrete 9.5 Traffic C	201-500	TN	\$ -
334-1-13A	SuperPave Asphaltic Concrete 9.5 Traffic C	501-1000+	TN	\$ -
334-1-13B	SuperPave Asphaltic Concrete 12.5 Traffic C	1-200	TN	\$ -
334-1-13B	SuperPave Asphaltic Concrete 12.5 Traffic C	201-500	TN	\$ -
334-1-13B	SuperPave Asphaltic Concrete 12.5 Traffic C	501-1000+	TN	\$ -
334-1-14A	SuperPave Asphaltic Concrete 9.5 Traffic D	1-200	TN	\$ -
334-1-14A	SuperPave Asphaltic Concrete 9.5 Traffic D	201-500	TN	\$ -
334-1-14A	SuperPave Asphaltic Concrete 9.5 Traffic D	501-1000+	TN	\$ -
334-1-14B	SuperPave Asphaltic Concrete 12.5 Traffic D	1-200	TN	\$ -
334-1-14B	SuperPave Asphaltic Concrete 12.5 Traffic D	201-500	TN	\$ -
334-1-14B	SuperPave Asphaltic Concrete 12.5 Traffic D	501-1000+	TN	\$ -
334-1-23	Superpave Asphaltic concrete traffic C, PG 76-22,PMA	1-200	TN	\$ -
334-1-23	Superpave Asphaltic concrete traffic C, PG 76-22,PMA	201-500	TN	\$ -
334-1-23	Superpave Asphaltic concrete traffic C, PG 76-22,PMA	501-1000+	TN	\$ -
334-1-53A	SUPERPAVE ASPHALTIC CONCRETE 9.5, TRAFFIC C, PG76-22	1-200	TN	\$ -
334-1-53A	SUPERPAVE ASPHALTIC CONCRETE 9.5, TRAFFIC C, PG76-22	201-500	TN	\$ -

334-1-53A	SUPERPAVE ASPHALTIC CONCRETE 9.5, TRAFFIC C, PG76-22	501-1000+	TN	\$	-
334-1-53B	SUPERPAVE ASPHALTIC CONCRETE 12.5, TRAFFIC C, PG76-22	1-200	TN	\$	-
334-1-53B	SUPERPAVE ASPHALTIC CONCRETE 12.5, TRAFFIC C, PG76-22	201-500	TN	\$	-
334-1-53B	SUPERPAVE ASPHALTIC CONCRETE 12.5, TRAFFIC C, PG76-22	501-1000+	TN	\$	-
337-7-82	ASPHALT CONCRETE FRICTION COURSE, TRAFFIC C, FC- 9.5, PG 76-	1-200	TN	\$	-
337-7-82	ASPHALT CONCRETE FRICTION COURSE, TRAFFIC C, FC- 9.5, PG 76-	201-500	TN	\$	-
337-7-82	ASPHALT CONCRETE FRICTION COURSE, TRAFFIC C, FC- 9.5, PG 76-	501-1000+	TN	\$	-
337-7-83	ASPHALT CONCRETE FRICTION COURSE, TRAFFIC C, FC- 12.5, PG 76-	1-200	TN	\$	-
337-7-83	ASPHALT CONCRETE FRICTION COURSE, TRAFFIC C, FC- 12.5, PG 76-	201-500	TN	\$	-
337-7-83	ASPHALT CONCRETE FRICTION COURSE, TRAFFIC C, FC- 12.5, PG 76-	501-1000+	TN	\$	-
425-1	Adjusting Manholes (Metal Riser Rings)	1-5	EA	\$	-
425-1	Adjusting Manholes (Metal Riser Rings)	6-10	EA	\$	-
425-1	Adjusting Manholes (Metal Riser Rings)	11-20+	EA	\$	-
425-2	Adjusting Valve Boxes (Metal Riser Rings)	1-5	EA	\$	-
425-2	Adjusting Valve Boxes (Metal Riser Rings)	6-10	EA	\$	-
425-2	Adjusting Valve Boxes (Metal Riser Rings)	11-20+	EA	\$	-
430-175-118	18" RCP CD - CLASS III	1-200	LF	\$	-
430-175-118	18" RCP CD - CLASS III	201-500+	LF	\$	-
430-175-218	14"X23" ERCP CD - CLASS III	1-200	LF	\$	-
430-175-218	14"X23" ERCP CD - CLASS III	201-500+	LF	\$	-
430-982-125	MITERED END SECTION, 18" CD	1	EA	\$	-
430-982-625	MITERED END SECTION, ELLIPTICAL, 14"X23" CD	1	EA	\$	-
520 -1 -7	CONCRETE CURB & GUTTER, TYPE E	10-25	LF	\$	-
520 -1 -7	CONCRETE CURB & GUTTER, TYPE E	26+	LF	\$	-
520 -1 -10	CONCRETE CURB & GUTTER, TYPE F	10-25	LF	\$	-
520 -1 -10	CONCRETE CURB & GUTTER, TYPE F	26+	LF	\$	-
520 -2 -1	CONCRETE CURB, TYPE A	10-25	LF	\$	-
520 -2 -1	CONCRETE CURB, TYPE A	26+	LF	\$	-
520 -2 -2	CONCRETE CURB, TYPE B	10-25	LF	\$	-
520 -2 -2	CONCRETE CURB, TYPE B	26+	LF	\$	-
520 -2 -4	CONCRETE CURB, TYPE D	10-25	LF	\$	-
520 -2 -4	CONCRETE CURB, TYPE D	26+	LF	\$	-
520 -2 -8	CONCRETE CURB, TYPE RA	10-25	LF	\$	-
520 -2 -8	CONCRETE CURB, TYPE RA	26+	LF	\$	-
522-2	Concrete Sidewalk - (6" thickness)	20-100	SY	\$	-
522-2	Concrete Sidewalk - (6" thickness)	101-250+	SY	\$	-
527-2	Detectable Warning Surfaces (Inset) *	10-50	SF	\$	-
527-2	Detectable Warning Surfaces (Inset) *	51-100+	SF	\$	-
527-3	Det. Warning Surf. (Screwdown Retro-Fit)	10-50	SF	\$	-
527-3	Det. Warning Surf. (Screwdown Retro-Fit)	51-100	SF	\$	-
570-1-2A	PERFORMANCE TURF, SOD (Bahia)	100-500	SY	\$	-
570-1-2A	PERFORMANCE TURF, SOD (Bahia)	501-1000+	SY	\$	-
570-1-2B	PERFORMANCE TURF, SOD (Floralam)	100-500	SY	\$	-
570-1-2B	PERFORMANCE TURF, SOD (Floralam)	501-1000+	SY	\$	-
660-2-102	Loop Assembly, F&I - Type B	1	AS	\$	-
660-2-106	Loop Assembly, F&I - Type F	1	AS	\$	-

Striping / Pavement Markings

Item	Description	Quantity	Unit of Measure	Unit Price
704-1	Tubular Markers	1-25	EA	\$ 125.00
704-1	Tubular Markers	26+	EA	\$ 90.00
706-1	Reflective Pavement Markings (RPM's)	20-60	EA	\$ 15.00
706-1	Reflective Pavement Markings (RPM's)	61-100+	EA	\$ 7.00
710-1	6" Solid Traffic Stripe (paint)	1-200	LF	\$ 6.00
710-1	6" Solid Traffic Stripe (paint)	201-500	LF	\$ 1.50
710-1	6" Solid Traffic Stripe (paint)	501-1000+	LF	\$ 0.75
710-2	12" Solid Traffic Stripe (paint)	1-25	LF	\$ 14.00
710-2	12" Solid Traffic Stripe (paint)	26-50	LF	\$ 6.50
710-2	12" Solid Traffic Stripe (paint)	51-100+	LF	\$ 4.50
710-3	18" Solid Traffic Stripe (paint)	1-25	LF	\$ 14.50
710-3	18" Solid Traffic Stripe (paint)	26-50	LF	\$ 8.50
710-3	18" Solid Traffic Stripe (paint)	51-100+	LF	\$ 6.50
710-4	24" Solid Traffic Stripe (paint)	1-25	LF	\$ 14.75
710-4	24" Solid Traffic Stripe (paint)	26-50	LF	\$ 8.75
710-4	24" Solid Traffic Stripe (paint)	51-100+	LF	\$ 6.75
710-5	6" Skip Traffic Stripe (paint)	1-200	LF	\$ 6.55
710-5	6" Skip Traffic Stripe (paint)	201-500	LF	\$ 3.25
710-5	6" Skip Traffic Stripe (paint)	501-1000+	LF	\$ 1.25
710-6	6" Dotted Guide Lines (paint)	1-50	LF	\$ 6.75
710-6	6" Dotted Guide Lines (paint)	51-100	LF	\$ 1.85
710-6	6" Dotted Guide Lines (paint)	101-150+	LF	\$ 1.35
710-7	Directional Arrows (Paint)	1	EA	\$ 95.00
710-8	Pavement Messages (Paint)	1	EA	\$ 115.00
710-9	8" Solid Traffic Stripe (Paint)	1-200	LF	\$ 7.25
710-9	8" Solid Traffic Stripe (Paint)	201-500	LF	\$ 4.00
710-9	8" Solid Traffic Stripe (Paint)	501-1000+	LF	\$ 1.75
710-112-90	PAINTED PAVEMENT MARKINGS, STANDARD, YELLOW, ISLAND	1-25	SF	\$ 13.25
710-112-90	PAINTED PAVEMENT MARKINGS, STANDARD, YELLOW, ISLAND	26-50	SF	\$ 6.75
710-112-90	PAINTED PAVEMENT MARKINGS, STANDARD, YELLOW, ISLAND	51-100+	SF	\$ 4.75

711-1	6" Solid Stripe/Extru. Thermo	1-200	LF	\$	13.00
711-1	6" Solid Traffic Stripe/Extru. Thermo.	201-500	LF	\$	6.50
711-1	6" Solid Stripe/Extru. Thermo.	501-1000+	LF	\$	3.25
711-2	12" Solid Stripe/Extru. Thermo	1-25	LF	\$	24.00
711-2	12" Solid Stripe/Extru. Thermo.	26-50	LF	\$	14.00
711-2	12" Solid Stripe/Extru. Thermo.	51-100+	LF	\$	7.00
711-3	18" Solid Stripe/Extru. Thermo	1-25	LF	\$	28.00
711-3	18" Solid Stripe/Extru. Thermo.	26-50	LF	\$	16.00
711-3	18" Solid Stripe/Extru. Thermo.	51-100+	LF	\$	8.00
711-4	24" Solid Stripe/Extru. Thermo	1-25	LF	\$	28.00
711-4	24" Solid Stripe/Extru. Thermo.	26-50	LF	\$	16.00
711-4	24" Solid Stripe/Extru. Thermo.	51-100+	LF	\$	8.00
711-5	6" Skip Traffic Stripe/Extru. Thermo	1-200	LF	\$	7.25
711-5	6" Skip Traffic Stripe/Extru. Thermo.	201-500	LF	\$	4.00
711-5	6" Skip Traffic Stripe/Extru. Thermo.	501+	LF	\$	3.25
711-6	6" Dotted Guide Lines/Extru. Thermo	20-50	LF	\$	12.00
711-6	6" Dotted Guide Lines/Extru. Thermo.	51-100	LF	\$	5.00
711-6	6" Dotted Guide Lines/Extru. Thermo.	101+	LF	\$	3.25
711-7	Directional Arrows / Extru. Thermo.	1	EA	\$	200.00
711-7A	Preformed Arrow	1	EA	\$	250.00
711-7B	Preformed Symbol (Blke)	1	EA	\$	375.00
711-8	Pavement Messages / Extru. Thermo.	1	EA	\$	265.00
711-9	8" Solid Traffic Stripe / Extru. Thermo	20-200	LF	\$	18.00
711-9	8" Solid Traffic Stripe / Extru. Thermo	201-500	LF	\$	15.00
711-9	8" Solid Traffic Stripe / Extru. Thermo	501+	LF	\$	7.75
711-10	Remove Existing Pavement Markings	20-300	SF	\$	35.00
711-10	Remove Existing Pavement Markings	300+	SF	\$	14.00
711-14-123	Thermoplastic, preformed, white, solid 12" for crosswalks	1-25	LF	\$	125.00
711-14-123	Thermoplastic, preformed, white, solid 12" for crosswalks	26-50	LF	\$	95.00
711-14-123	Thermoplastic, preformed, white, solid 12" for crosswalks	51+	LF	\$	18.75
711-14-125	Thermoplastic, preformed, white, solid 24" for crosswalks	1-25	LF	\$	250.00
711-14-125	Thermoplastic, preformed, white, solid 24" for crosswalks	26-50	LF	\$	190.00
711-14-125	Thermoplastic, preformed, white, solid 24" for crosswalks	51+	LF	\$	40.00

Alternative Paving Methods

Item	Description	Quantity	Unit of Measure	Unit Price
APM-001	Single Micro Surface 18-22 lbs	10,000 to 50,000	SY	\$ 3.90
APM-001	Single Micro Surface 18-22 lbs	50,001 +	SY	\$ 3.70
APM-002	Double Micro Surface 28-32 lbs	10,000 to 50,000	SY	\$ 5.85
APM-002	Double Micro Surface 28-32 lbs	50,001 +	SY	\$ 5.60
APM-003	Single Chip Seal - #89 Granite	10,000 to 50,000	SY	\$ 4.00
APM-003	Single Chip Seal - #89 Granite	50,001 +	SY	\$ 3.60
APM-004	Double Chip Seal - #57 w/#89 Granite	10,000 to 50,000	SY	\$ 6.91
APM-004	Double Chip Seal - #57 w/#89 Granite	50,001 +	SY	\$ 6.61
APM-005	Full Depth Reclamation / 6"-9"	10,000 to 50,000	SY	\$ 6.93
APM-005	Full Depth Reclamation / 6"-9"	50,001 +	SY	\$ 6.48
APM-006	Full Depth Reclamation / 9-12	10,000 to 50,000	SY	\$ 7.00
APM-006	Full Depth Reclamation / 9-12	50,001 +	SY	\$ 6.55
APM-006a	Cement for Reclamation	1	TN	\$ 190.00
APM-006b	Emulsion for Reclamation	1	Gal	\$ 3.15
APM-007	RAP PLACEMENT	10,000 to 50,000	SY	\$ 10.00
APM-007	RAP PLACEMENT	50,001 +	SY	\$ 9.25
APT-001	Crack Filling / Sealing	1-1000	Gal	\$ 37.00
APT-001	Crack Filling / Sealing	1001-3000	Gal	\$ 35.00
APT-001	Crack Filling / Sealing	3001+	Gal	\$ 33.00
SLUR-001	Slurry Seal	10,000 to 50,000	SY	\$ 5.80
SLUR-001	Slurry Seal	50,001 +	SY	\$ 5.55

HOT-IN-PLACE (with Virgin Top Course) Asphalt Recycling

Item	Description	Quantity	Unit of Measure	Unit Price
HIPR- Recy	Asphalt Recycling	10,000 to 50,000	SY	\$ -
HIPR-AGENT	Recycling Agent	10,000 to 50,000	Gal	\$ -
HIPR- Recy	Asphalt Recycling	50,001 +	SY	\$ -
HIPR-AGENT	Recycling Agent	50,001 +	Gal	\$ -

324 HOT-IN-PLACE (100%) Asphalt Recycling

Item	Description	Quantity	Unit of Measure	Unit Price
HIPR Base	Base Course HIPR	10,000 to 50,000	SY	\$ -
HIPR Base	Base Course HIPR	50,001 +	SY	\$ -
HIPR Complete	2" Complete HIPR	10,000 to 50,000	SY	\$ -
HIPR Complete	2" Complete HIPR	50,001 +	SY	\$ -
HIPR-AGENT-100%	Asphalt Recycling Agent	10,000 to 50,000	Gal	\$ -
HIPR-AGENT-100%	Asphalt Recycling Agent	50,001 +	Gal	\$ -

EXHIBIT C
LEGAL ADVERTISEMENT

The News-Press
media group
news-press.com A GANNETT COMPANY

Attn:
LCBC-PURCHASING
1825 HENDRY ST FL 3
FORT MYERS, FL 33901

STATE OF FLORIDA COUNTY OF LEE:

Before the undersigned authority personally appeared
Lana Karltz, who on oath says that
 he or she is a Legal Assistant of the News-Press, a daily
 newspaper published at Fort Myers in Lee County, Florida; that
 the attached copy of advertisement, being a Legal Ad in the
 matter of

B220257ACN Alternative Paving
 Methods - Annual
 Invitation to Bid
 Lee County Procurement Management
 will receive sealed proposals in the Of-
 fice of the Procurement Management
 Director, 2115 Second Street, 1st Floor,
 Fort Myers, FL 33901 prior to 2:30 pm
 on Friday, May 20, 2022 from
 companies wishing to provide these
 goods/services to the County
 A NOT-Mandatory Pre-solicitation
 meeting is scheduled for 5/4/2022 10:00
 AM 2115 Second Street, 1st Floor,
 Fort Myers, FL 33901 Solicitation docu-
 ments and instructions may be retrieved
 from the website:
www.lego.com/procurement or by
 calling the Procurement Management
 at (239) 533-8881
 AD # 5219910 April 19, 2022

B220257ACN Alternative Paving Methods - Annual
 Invitation to Bid Lee County Procurement Management will
 receive sealed proposals in the Office of the Procurement

In the Twentieth Judicial Circuit Court was published in said
 newspaper editions dated in the issues of or by publication on
 the newspaper's website, if authorized, on :

04/19/2022

Affiant further says that the said News-Press is a paper of
 general circulation daily in Lee County and published at Fort
 Myers, in said Lee County, Florida, and that the said newspaper
 has heretofore been continuously published in said Lee County,
 Florida each day and has been entered as periodicals matter at
 the post office in Fort Myers, in said Lee County, Florida, for a
 period of one year next preceding the first publication of the
 attached copy of advertisement; and affiant further says that
 he or she has never paid nor promised any person, firm or
 corporation any discount, rebate, commission or refund for the
 purpose of securing this advertisement for publication in said
 newspaper editions dated:

Sworn to and Subscribed before me this 19th of April 2022, by
 legal clerk who is personally known to me.

Lana Karltz
 Affiant

Kathleen Allen
 Notary State of Wisconsin, County of Brown

1-7-25
 My commission expires

of Affidavits 1

This is not an invoice

KATHLEEN ALLEN
 Notary Public
 State of Wisconsin

EXHIBIT D
INVITATION TO BID



Advertise Date: Tuesday, April 19, 2022

Lee County Board of County Commissioners
DEPARTMENT OF PROCUREMENT MANAGEMENT

Invitation to Bid (B)
DOT Construction Only

Solicitation No.: B220257ACN
Solicitation
Name: Alternative Paving Methods - Annual
Open
Date/Time: Friday, May 20, 2022 Time: 2:30 PM
Location: Lee County Procurement Management
2115 Second Street, 1st Floor
Fort Myers, FL 33901
Procurement
Contact: Amy Naranjo Title Procurement Analyst
Phone: (239) 533-8857 Email: ANaranjo@leegov.com
Requesting
Dept. Transportation

Pre-Bid Conference:

Type: NON-Mandatory
Date/Time: Wednesday May 4, 2022, 10:00 AM
Location: 2115 Second Street, 1st Floor, Fort Myers, FL 33901

All solicitation documents are available for download at
www.leegov.com/procurement



Advertisement Date: Tuesday, April 19, 2022

INTRODUCTIONS AND BACKGROUND

Notice to Bidder

Invitation to Bid (B) Construction

Lee County, Florida, is requesting bids from qualified individuals/firms for

B220257ACN – Alternative Paving Methods - Annual

Then and there to be publicly opened and read aloud for the purpose of selecting a vendor to furnish all necessary labor, services, materials, equipment, tools, consumables, transportation, skills, and incidentals required for Lee County, Florida, in conformance with the Solicitation Documents, which include technical Specifications and/or a Scope of Work.

Those individuals/firms interested in being considered for this Solicitation are instructed to submit, in accordance with the Specifications, their Bids, pertinent to this project prior to

2:30 PM Friday, May 20, 2022

to the office of the **Procurement Management Director, 2115 Second Street, 1st Floor, Fort Myers, Florida 33901**. The Invitation to Bid shall be received in a sealed envelope, prior to the time scheduled to receive Bid(s), and shall be clearly marked with the Solicitation name, Solicitation number, Bidder name, and contact information as identified in these Solicitation Documents.

The Scope of Work/Specifications for this solicitation is available from www.leegov.com/procurement. Bidders who obtain Scope of Work/Specifications from sources other than www.leegov.com/procurement are cautioned that the solicitation package may be incomplete. The County's official bidders list, addendum(s) and information must be obtained from www.leegov.com/procurement. It is the bidder's responsibility to check for posted information. The County may not accept incomplete Bids.

A Non-Mandatory Pre-Bid Conference has been scheduled for the following time and location:

10:00 AM May 4, 2022, 2115 Second Street, 1st Floor, Fort Myers, FL 33901

for the purpose of discussing the proposed project. Prospective bidders are encouraged to attend. All prospective bidders are encouraged to obtain and review plans, specifications, and scope of work for this bid before the pre-bid conference so that they may be prepared to discuss any question or concerns they have regarding this project. A site visit may follow the pre-bid conference. Questions regarding this solicitation are to be directed, in writing, to the individual listed below using the email address listed below or faxed to (239) 485 8383 during normal working hours.

Amy Naranjo ANaranjo@leegov.com

Sincerely,

A handwritten signature in black ink, appearing to read "Adam Brooke/Robin Dennard".

Adam Brooke/Robin Dennard
Procurement Manager

*WWW.leegov.com/Procurement is the County's official posting site

Terms and Conditions

INVITATION TO BID (B) CONSTRUCTION

1. **DEFINITIONS.** Additional definitions may be found in the Draft Construction Agreement attached hereto.
 - 1.1. **Addendum/Addenda:** A written document used to modify the terms of a procurement instrument (such as an Invitation to Bid or Request for Proposals). An addendum is not to be confused with a contract "amendment."
 - 1.2. **Approved Alternate:** Solicitation documents may make reference of specific manufacturer(s) or product(s). These references serve only as a recommendation and a guide to minimum quality and performance. The references are not intended to exclude Approved Alternatives of other manufacturer(s) or product(s).
 - 1.3. **Award:** The determination of a successful Bidder(s) in response to this Solicitation.
 - 1.4. **Bid/Proposal Package:** An offer specifically given to the County in response to an informal or competitive procurement invitation issued by the County. This is also referred to as a "Response."
 - 1.5. **Bid Bond/Security:** Security in the form and amount required by the County pledging that the Bidder shall enter into a Contract with the County in accordance with the terms stated in its Bid.
 - 1.6. **Bidder:** Any individual, firm, partnership, joint venture, or corporation submitting a Bid for this project, acting directly or through an authorized representative.
 - 1.7. **County:** The Board of County Commissioners of Lee County, Florida, a political subdivision of the State of Florida, its successors, and assigns.
 - 1.8. **Contract/Agreement:** The written contract between the County and a successful Bidder pursuant to this Solicitation, a draft copy of which is attached hereto.
 - 1.9. **Contract Documents:** The documents listed in Section I of the attached draft Agreement.
 - 1.10. **Department of Procurement Management:** Shall mean the Lee County Department of Procurement Management.
 - 1.11. **Due Date and Time/Opening:** The date and time upon which a Bid or Proposal shall be submitted to, and actually received by, the Lee County Department of Procurement Management. Only Bids or Proposals received prior to the established date and time shall be considered.
 - 1.12. **Liquidated Damages:** Damages, usually in the form of monetary payment, agreed to by the parties to a contract which are due and payable as damages in the event of a breach of all or part of such contract. Liquidated Damages may be applied on a daily basis for as long as the breach is in effect.
 - 1.13. **Local Bidder:** Any Vendor whose physical business address, in the sole opinion of the County, is located within the boundaries of Lee County, Florida; at least two (2) fulltime employees in Lee County; and a Local Business Tax Receipt issued by Lee County at least one year prior to solicitation opening.
 - 1.14. **Responsive Bidder:** A Bidder submitting a Response who has the capability in all respects to perform fully the Contract requirements and the experience, capacity, facilities, equipment, credit, sufficient qualified personnel, and having the integrity and reliability with a record of timely and acceptable past performance that will ensure good faith performance.
 - 1.15. **Responsive Bidder:** A Bidder submitting a Response that substantially conforms with all material respects to the requirements and criteria set forth in this Solicitation.
 - 1.16. **Solicitation/Solicitation Documents:** This document, its attachments, and any document hereinafter incorporated by reference.
 - 1.17. **Work:** All labor, materials, equipment, and incidentals required to fully, finally, and properly complete the construction project described herein and otherwise fully, finally and properly comply with all terms and conditions of the Contract Documents.
2. **ORDER OF PRECEDENCE**
 - 2.1. In resolving conflicts, errors, and discrepancies among the provisions of the Contract Documents, the order of precedence shall be as follows
 - 2.1.1. Florida State Law as applied to County Purchasing
 - 2.1.2. Lee County Procurement Ordinance 22-06
 - 2.1.3. Change Orders

- 2.1.4. Contract/Agreement including amendments and Exhibits
 - 2.1.5. Field Directive Change Orders
 - 2.1.6. The Solicitation Documents, including any Addenda
3. RULES, REGULATIONS, LAWS, ORDINANCES AND LICENSES
- 3.1. It shall be the responsibility of the Bidder to ensure compliance with all federal, state, or county codes, rules, regulations, or other requirements, as each may apply.
 - 3.2. **Local Business Tax Account:** As applicable, anyone providing merchandise or services to the public within the jurisdiction of Lee County must obtain a Lee County business tax account to operate unless specifically exempted.
 - 3.3. **License(s):** Bidder should provide, at the time of the opening of the Bid, licenses required for this product and/or service.
4. PREPARATION OF SUBMITTAL
- 4.1. **Sealed Bid:** Submission must be in a sealed envelope/box, and the outside of the submission should be marked with the following information (Sealed Bid Label Form is attached for your use):
 - 4.1.1. "Sealed Bid"
 - 4.1.2. Bid number
 - 4.1.3. Bid title
 - 4.1.4. Bid due date
 - 4.1.5. Name of the Bidder submitting the Bid
 - 4.1.6. Bidder's Contact e-mail and telephone number
 - 4.2. **Bid submission shall:**
 - 4.2.1. Provide two (2) hard copies. Mark one "Original," one "Copy."
 - 4.2.2. Provide one (1) electronic flash drive set of the entire submission documents.
 - 4.2.3. Provide that the electronic submission document is one single Adobe PDF file in the same order as the original hard copy.
 - 4.2.4. Limit the color and number of images to avoid unmanageable file sizes.
 - 4.2.5. Not lock files.
 - 4.3. **Submission Format:**
 - 4.3.1. Required Forms: complete and return all required forms. If the form is not applicable, please return with "Not Applicable" or "N/A" in large letters across the form.
 - 4.3.2. Failure to submit required or requested information may result in the Bidder being considered non-responsive.
 - 4.3.3. Execution of Bid: All documents must be signed by a corporate authorized representative, witnessed, and corporate and/or notary seals affixed, where applicable. All Bids shall be typed or printed in ink. The Bidder may not use erasable ink. All corrections made to the Bids shall be initialed.
 - 4.3.4. The County may request specific files be submitted in specialty format (i.e. Microsoft Excel, PowerPoint etc.). Vendor shall accommodate such specialty requests as stated or described herein. Should files not be provide in the format or quantity as requested Bidder may be deemed non-Responsive and therefore ineligible for award.
 - 4.3.5. The submission should not contain links to other web pages.
 - 4.3.6. Include any information requested by the County necessary to analyze your Bid, i.e., required submittals, literature, technical data, or financial statements.
 - 4.3.7. Bid Security/Bond(s), as applicable.
 - 4.4. **Preparation Cost:** The Bidder is solely responsible for any and all costs associated with responding to this Solicitation. No reimbursement shall be made for any costs associated with the preparation and submittal of any Bid, or for any travel and per diem costs that are incurred by any Bidder.
5. RESPONSES RECEIVED LATE
- 5.1. It shall be the Bidder's sole responsibility to deliver the Bid submission to the Lee County Department of Procurement Management prior to or on the time and date required. All references to date and time herein reference Lee County, FL local time.

- 5.2. Any Bids received after the stated time and date shall not be considered. Late Bids shall not be opened at the public opening.
 - 5.3. The Lee County Department of Procurement Management shall not be responsible for delays caused by the method of delivery such as, but not limited to internet, United States Postal Service, overnight express mail service(s), or delays caused by any other occurrence.
6. **BIDDER REQUIREMENTS (unless otherwise noted)**
- 6.1. **Responsive and Responsible Bidders:** Only Bids received from Responsive and Responsible Bidders shall be considered. The County reserves the right, before recommending any Award, to inspect the facilities and organization; or to take any other necessary action, such as background checks, to determine if the Bidder is satisfactorily able to perform and reserves the right to reject submission packages where evidence submitted, or investigation and evaluation indicates an inability for the Bidder to perform.
 - 6.1.1. Additional sources may be utilized to determine credit worthiness and ability to perform.
 - 6.1.2. Any Bidder or sub-contractor that will have access to County facilities or property may be required to be screened to a level that may include but is not limited to fingerprinting and a statewide criminal background check. There may be fees associated with these procedures. These costs are the responsibility of the Bidder or sub-contractor.
 - 6.1.3. Bidders are responsible for ensuring that any required background screening are conducted in accordance with Chapter 435. Bidders shall be aware, understand, and ensure compliance with the statutory requirements regarding background checks. FL Statutes Chapter 435 governs required background screenings for any employees, contractors, subcontractors, or agents of the Bidder who will have contact with any vulnerable person, as defined by statute, or who otherwise are required to undergo a Level 1 or Level 2 background screening in accordance with Florida law. Such requirements shall flow down to sub-contractors/consultants of the prime Bidder and prime Bidder shall ensure compliance with Chapter 435 of such parties.
 - 6.1.3.1. Documentation of such completed background screenings must be maintained for a period of no less than five (5) years and are subject to audit by Lee County at any time during such five (5) year period.
 - 6.2. **Past Performance:** A Bidder's past performance and prior dealings with Lee County (i.e., failure to meet specifications, poor workmanship, late delivery, etc.) may be reviewed. Poor or unacceptable past performance may result in Bidder disqualification.
7. **PRE-BID CONFERENCE**
- 7.1. A pre-bid conference will be held in the location, date, and time specified on the cover of this Solicitation. The cover will also note if the pre-bid conference is non-mandatory or mandatory. All prospective Bidders are encouraged to obtain and review the Solicitation Documents prior to the pre-bid conference so they may be prepared to discuss any questions or concerns they have concerning this project. All questions must be submitted formally in writing to the procurement staff noted on the first page of the Solicitation Documents. A formal response will be provided in the form of an Addendum (see "County Interpretation/Addendums" for additional information). If appropriate, a site visit may follow the pre-bid conference.
 - 7.2. **Non-Mandatory:** Pre-bid conferences are generally non-mandatory, but it is highly recommended that prospective Bidders participate.
 - 7.3. **Mandatory:** In the event a mandatory pre-bid conference is held, no Bids shall be considered by Bidders that fail to attend, and a Bid submitted by any such Bidder shall be considered non-responsive.
8. **COUNTY INTERPRETATION/ADDENDUMS**
- 8.1. Each Bidder shall examine the Solicitation Documents and shall judge all matters relating to the adequacy and accuracy of such documents. Any inquiries, suggestions or requests concerning interpretation, clarification or additional information pertaining to the Bid shall be made in writing, submitted at least eight (8) calendar days prior to the date when the Bid is due.
 - 8.2. Response(s) will be in the form of an Addendum posted on www.leegov.com/procurement. It is solely the Bidder's responsibility to check the website for information. The Lee County Department of Procurement Management will send no notifications regarding postings associated with this solicitation.
 - 8.3. All Addenda shall be incorporated into the Contract Documents.

- 8.4. The County shall not be responsible for oral interpretations given by any County employee, representative, agent, or other person. Interpretation of the meaning of the plans, Specifications, or any other Contract Document, or for correction of any apparent ambiguity, inconsistency, or error there in, shall be in writing. Issuance of a written Addendum by the County's Department of Procurement Management is the only official method whereby interpretation, clarification or additional information may be given.
9. QUALITY GUARANTEE/WARRANTY (as applicable)
- 9.1. Bidder will guarantee their work without disclaimers, unless otherwise specifically approved by the County, for a minimum of twelve (12) months from the date of final completion.
- 9.2. Unless otherwise specifically provided in the specifications, all equipment and materials and articles incorporated in the work covered by this contract shall be new, unused and of the most suitable grade for the purpose intended. Refurbished parts or equipment are not acceptable unless otherwise specified in the specifications. All warranties will begin from the date of final completion.
- 9.3. Unless otherwise specifically provided in the specifications, the equipment must be warranted for twelve (12) months, shipping, parts, and labor. Should the equipment be taken out of service for more than forty-eight (48) hours to have warranty work performed, a loaner machine of equal capability or better shall be provided for use until the repaired equipment is returned to service at no additional charge to the County.
- 9.4. If any product does not meet performance representation or other quality assurance representations as published by manufacturers, producers or distributors of such products or the specifications listed, the vendor shall pick up the product from the County at no expense to the County. The County reserves the right to reject any or all materials, if in its judgment the item reflects unsatisfactory workmanship or manufacturing or shipping damage. The vendor shall refund, to the County, any money which has been paid for same.
10. SUBSTITUTION(S)/APPROVED ALTERNATE(S)
- 10.1. Unless otherwise specifically provided in the Specifications, reference to any equipment, material, article or patented process, by trade name, brand name, make or catalog number, shall be regarded as establishing a standard of quality and shall not be construed as limiting competition. If a Bidder wishes to make a substitution in the Specifications, the Bidder shall furnish to the County, no later than ten (10) business days prior to the Bid opening date, the name of the manufacturer, the model number, and other identifying data and information necessary to aid the County in evaluating the substitution. Such information is submitted through the Department of Procurement Management. Any such substitution shall be subject to County approval through the issuance of a written Addendum by the County's Department of Procurement Management. Substitutions shall be approved only if determined by the County to be an Approved Alternate to the prescribed Specifications.
- 10.2. A Bid containing a substitution is subject to disqualification if the substitution is not approved by the County. Items Bid must be identified by brand name, number, manufacturer, and model, and shall include full descriptive information, brochures, and appropriate attachments. Brand names are used for descriptive purposes only. An Approved Alternate product or service may be used.
11. ADDITIONS, REVISIONS AND DELETIONS
- 11.1. Additions, revisions, or deletions to the Terms and Conditions, specifications that change the intent of the solicitation will cause the solicitation to be non-responsive and the proposal will not be considered. The Procurement Management Director shall be the sole judge as to whether or not any addition, revision, or deletion changes the intent of the solicitation.
12. NEGOTIATED ITEMS
- 12.1. Any item not outlined in the Scope of Work/Specifications may be subject to negotiations between the County and the successful Bidder.
- 12.2. After Award of this Bid, the County reserves the right to add or delete items/services at prices to be negotiated at the time of addition or deletion.

- 12.3. At contract renewal time(s) or in the event of significant industry wide market changes, the County may negotiate justified adjustments such as price, terms, etc., if in its sole judgment, the County considers such adjustments to be in their best interest.
13. CALCULATION ERRORS
- 13.1. In the event of multiplication/addition error(s), the unit price shall prevail, and the corrected sum shall be considered the bid price. All Bids will be reviewed mathematically and corrected, if necessary, using these standards, prior to further evaluation.
14. CONFIDENTIALITY
- 14.1. Bidders should be aware that all submissions provided are generally considered public records subject to public disclosure upon conclusion of the Solicitation process, and shall not be afforded confidentiality, unless otherwise provided by law.
- 14.2. If information is submitted with a Bid that is deemed "confidential," the Bidder must stamp those pages of the submission that are considered confidential. The Bidder must provide sufficient documentation demonstrating why such documents should be deemed confidential in accordance with Florida law.
- 14.3. Lee County will **not reveal engineering estimates or budget amounts for a project** unless required by grant funding or unless it is in the best interest of the County. Pursuant to § 337.168, F.S.: A document or electronic file revealing the official cost estimate of the department of a project is confidential and exempt from the provisions of § 119.07(1), F.S. until the Contract for the project has been executed or until the project is no longer under active consideration.
15. CONFLICT OF INTEREST
- 15.1. **Business Relationship Disclosure Requirement:** The Award hereunder is subject to the provisions of Chapter 112, F.S. All Bidders must disclose with their submission the name of any officer, director or agent who is also an officer or employee of Lee County or any of its agencies or a spouse or child of such officers or employees. Furthermore, all Bidders must disclose the name of any County officers, employees, or spouses or children thereof who own directly or indirectly, an interest of five percent (5%) or more in the Bidder's firm or any of its branches.
16. ANTI-LOBBYING CLAUSE (Cone of Silence)
- 16.1. Upon the issuance of the Solicitation, prospective Bidders, or any agent, representative or person acting at the request of said Bidder shall not have any contact, communicate with or discuss any matter relating in any way to the Solicitation with any commissioner, evaluation review committee, agent or employee of the County other than the Procurement Management Director or their designee. This prohibition begins with the issuance of any Solicitation and ends upon issuance of the Notice of Intended Decision, the rejection of all responses, or the termination of this competitive procurement. If it is determined that improper communications were conducted, the Bidder may be declared non-responsible.
17. DRUG FREE WORKPLACE
- 17.1. The County encourages Drug Free Workplace programs.
18. FLORIDA CERTIFIED ENTERPRISES
- 18.1. The County encourages the use of Florida Certified Enterprises such as such as Disadvantaged, Minority, Women, Veterans Business Enterprise (DBE, MBE, WBE, VBE) firms.
- 18.2. Bidder/Proposer is requested to indicate whether the Firm and/or any proposed sub-consultants are a Florida Certified Enterprise. Lee County encourages the utilization and participation of DBE, MBE, WBE, VBE or similar in procurements, and evaluation proceedings will be conducted within the established guidelines regarding equal employment opportunity and nondiscriminatory action based upon the grounds of race, color, sex or national origin. Interested Florida Certified Enterprises such as Disadvantaged, Minority, Women, Veterans Business Enterprise (DBE, MBE, WBE, VBE) firms and similar are encouraged to submit.

19. ANTI-DISCRIMINATION/EQUAL EMPLOYMENT OPPORTUNITY

- 19.1. The Bidder agrees to comply, at its own expense, with all federal, state, and local laws and regulations, including federal, state, and local laws, codes, statutes, ordinances, rules, regulations, and requirements applicable to the Work, including but not limited to those dealing with taxation, workers' compensation, equal employment and safety. Bidder acknowledges and agrees, in accordance with § 287.134, F.S., the Rehabilitation Act of 1973 as amended, the Americans with Disabilities Act of 1990 (ADA), and the ADA Amendments Act of 2008 (ADAAA), that in performing the Work hereunder, no person on the grounds of race, religion, color, age, sex, national origin, disability or marital status shall be excluded from participation in, denied the benefits of, or otherwise be subjected to discrimination.
- 19.2. The Bidder shall not discriminate against any employee or applicant for employment because of race, religion, color, age, sex, national origin, disability, or marital status. The Bidder shall make affirmative efforts to ensure that applicants are employed and that employees are treated during employment without regard to their race, religion, color, age, sex, national origin, disability, or marital status.
- 19.3. The Bidder shall include the provisions of this section in every sub-contract under this Contract to ensure its provisions will be binding upon each sub-contractor. The Bidder shall take such actions in respect to any sub-contractor, as the contracting agency may direct, as a means of enforcing such provisions, including sanctions for non-compliance.
- 19.4. An entity or affiliate who has been placed on the State of Florida's Discriminatory Vendor List (this list may be viewed by going to the Department of Management Services website at <http://www.dms.myflorida.com>) may not submit a Bid on a contract to provide goods or services to a public entity, may not submit a Bid on a contract with a public entity for the construction or repair of a public building or public work, may not submit Bids on leases of real property to a public entity, may not award or perform work as a vendor, supplier, sub-contractor, or consultant under contract with any public entity, and may not transact business with any public entity.

20. SUB-CONTRACTORS

- 20.1. The use of sub-contractors under this Solicitation requires prior written authorization from the County representative.

21. PROJECT GUIDELINES (as applicable)

- 21.1. The County has established the following guidelines, criteria, goals, objectives, constraints, schedule, budget and or requirements which shall serve as a guide to the Bidder(s) in performing the Work provided for pursuant to this Contract:
 - 21.1.1. No amount of Work is guaranteed upon the execution of a Contract.
 - 21.1.2. Rates and all other negotiated expenses shall remain in effect throughout the duration of the Contract period inclusive of any renewals unless otherwise specified herein.
 - 21.1.3. This Contract does not entitle any Bidder to exclusive rights to County contracts. The County reserves the right to perform any and all available required Work in-house or by any other means it so desires.
 - 21.1.4. In reference to vehicle travel, mileage and man-hours spent in travel, time is considered incidental to the Work and not an extra compensable expense.
 - 21.1.5. Lee County reserves the right to add or delete, at any time, any or all material, tasks or services associated with this Contract.
 - 21.1.6. Any Single Large Project: The County, in its sole discretion, reserves the right to separately solicit any project that is outside the scope of this Solicitation, whether through size, complexity or the dollar value.
 - 21.1.7. Background Check(s): The County is committed to maintaining a safe and secure environment. The following shall apply to the contractor, contractor employees, employees hired through a third-party staffing vendor, subcontractors and any other staffing that may be working in or around a County Facility, School, Library, and other locations as deemed necessary.
Upon written request by Lee County Procurement Management, the contractor at its expense must conduct a background check for each of its employees, as well as for the employees of its subcontractors, who will provide services to the County or have access to the County computer systems, through either onsite or remote access. Contractor employees, for the purpose of this requirement, include such

temporary staff as office support, custodial service, and any third-party vendor. Background checks shall be conducted through the Florida Department of Law Enforcement and provided to Lee County Procurement Management Department at procurement@leegov.com. Background checks must be conducted prior to commencement of said project(s).

22. TIEBREAKER

- 22.1. Whenever two or more Bids, which are equal with respect to price, quality, and service, are received for procurement of commodities or contractual services, from Responsive and Responsible Bidders, the following steps shall be taken to establish the Award to the lowest Bidder. This method shall be used for all ties.
 - 22.1.1. **Step 1 - Local Bidder:** Between a Local Bidder, and a non-Local Bidder, a Contract Award, or the first opportunity to negotiate, as applicable, shall be made to the Local Bidder. If local preference is prohibited by the funding source, then step 2 will replace step 1.
 - 22.1.2. **Step 2 - Drug Free Workplace:** At the conclusion of step 1, if all is equal, the Bidder with a Drug Free Workplace program shall be given preference over a Bidder with no Drug Free Workplace program. The Contract Award, or the first opportunity to negotiate, as applicable, shall be made to the Bidder with the Drug Free Workplace program.
 - 22.1.3. **Step 3 - Coin Flip:** At the conclusion of Step 1 and Step 2, if all is equal, the Contract Award, or the first opportunity to negotiate, as applicable, the final outcome shall be determined by the flip of a coin.
- 22.2. When the tie has been broken pursuant to the above procedures, the Contract Award, or the first opportunity to negotiate, as applicable, shall be furnished to the prevailing Bidder.
- 22.3. If an Award or negotiation is unsuccessful with the initial Bidder, Award or negotiations may commence with the next highest Bidder, utilizing the tiebreaker steps above to make the determination of next lowest Bidder, if necessary.

23. WITHDRAWAL OF BID

- 23.1. No Bid may be withdrawn for a period of 180 calendar days after the scheduled time for receiving submissions. A Bid may be withdrawn prior to the Solicitation opening date and time. Withdrawal requests must be made in writing to the Procurement Management Director, who will approve or disapprove the request.
- 23.2. After submissions are opened, but prior to Award of the Contract by the County Commission, the Procurement Management Director may allow the withdrawal of a Bid because of the mistake of the Bidder in the preparation of the submission document. In such circumstance, the decision of the Procurement Management Director to allow the submission withdrawal, although discretionary, shall be based upon a finding that the Bidder, by clear and convincing evidence, has met each of the following four tests:
 - 23.2.1. The Bidder acted in good faith in submitting the Bid;
 - 23.2.2. The mistake in Bid preparation was of such magnitude that to enforce compliance by the Bidder would cause a severe hardship on the Bidder;
 - 23.2.3. The mistake was not the result of gross negligence or willful inattention by the Bidder; and
 - 23.2.4. The mistake was discovered and was communicated to the County prior to the County Commission having formally Awarded the Contract.

24. PROTEST RIGHTS

- 24.1. Any Bidder that has submitted a formal Response to Lee County, and who is adversely affected by an intended decision with respect to the Award, has the right to protest an intended decision posted by the County as part of the Solicitation process.
- 24.2. Notice of Intended Decision is posted on the Lee County Department of Procurement Management website (www.leegov.com/procurement). Bidders are solely responsible to check for information regarding the Solicitation.
- 24.3. Refer to the "Procurement Protest" section of the Lee County Procurement Ordinance 22-06 for a complete description of the protest process and associated requirements. The ordinance is posted on the Lee County website or may be obtained by contacting the Procurement Management Director.

- 24.4. In order to preserve the right to protest, a written “*Notice of Intent to File a Protest*” must be filed with the Lee County Procurement Management Director within seventy-two (72) hours of Posting of the Notice of Intended Decision.
 - 24.4.1. The notice shall clearly indicate all grounds being claimed for the protest.
 - 24.4.2. The notice must be physically received by the Procurement Management Director within the required time frame described above. No additional time will be granted for mailing.
 - 24.5. Following receipt of the Notice of Intent to File a Protest, a “Protest Bond” and “Formal Written Protest” must be filed within ten (10) business days of Posting of the Notice of Intended Decision.
 - 24.6. Failure to follow the protest procedures requirement within the time frames as prescribed herein and in the Lee County Procurement Ordinance 22-06 shall constitute a waiver of the right to protest and shall bar any resulting claims.
25. **AUTHORITY TO UTILIZE BY OTHER GOVERNMENT ENTITIES**
- 25.1. This procurement opportunity is also made available to any government entity. Pursuant to their own governing laws, and subject to the Agreement/Contract of the Bidder, other entities may be permitted to make purchases at the terms and conditions contained herein. The Lee County Board of County Commissioners shall not be financially responsible for the purchases of other entities from this Solicitation.
26. **CONTRACT ADMINISTRATION**
- 26.1. **Designated Contact:**
 - 26.1.1. The Awarded Bidder shall appoint a person(s) to act as a primary contact for all County departments. This person or their designee shall be readily available during normal working hours by phone or in person and shall be knowledgeable of the terms and procedures involved.
 - 26.1.2. Lee County requires that the Awarded Bidder provide the name of a contact person(s) and phone number(s) which will afford Lee County access twenty-four (24) hours per day, 365 days per year, in the event of major breakdowns or natural disasters.
 - 26.2. **Basis of Award:**
 - 26.2.1. The County shall issue a Notice of Intended Decision to the lowest Responsive and Responsible Bidder who submits a Bid.
 - 26.2.2. In the event the lowest Responsive and Responsible Bid exceeds the architectural or engineering cost estimates or the amount of available funds, the County Administrator or designee may, when time or economic considerations preclude re-bidding of Work of a reduced scope, negotiate an adjustment of the Scope of Work with the lowest Responsive and Responsible Bidder, in order to bring the Bid within the amount of available funds.
 - 26.2.3. The County reserves the right to make Award(s) by individual item, group of items, all or none, or a combination thereof. The County reserves the right to reject any and all Bids or to waive any minor irregularity or technicality in the Bids received. Award shall be made to the lowest Responsive and Responsible Bidder(s) within the category chosen for basis of Award.
 - 26.2.4. The County reserves the right to Award to one or multiple Bidders at the discretion of the requesting authority and approval of the Procurement Management Director.
 - 26.3. **Contract:**
 - 26.3.1. The Awarded Bidder will be required to enter into the Contract with the County and will be required to perform the Work in accordance with the Contract terms and conditions. The draft Contract is attached to this Solicitation and incorporated herein by reference. The Contract may be viewed online at <http://www.leegov.com/procurement/forms>.
 - 26.4. **Records:**
 - 26.4.1. Retention: The Bidder shall maintain such financial records and other records as may be prescribed by Lee County or by applicable federal and state laws, rules, and regulations. Unless otherwise stated in the Specifications, the Bidder shall retain these records for a period of ten (10) years after final payment, or until they are audited by Lee County, whichever event occurs first.
 - 26.4.2. Right to Audit/Disclosure: These records shall be made available during the term of the Contract as well as the retention period. These records shall be made readily available to County personnel with

reasonable notice and other persons in accordance with the Florida General Records Schedule. Awarded Bidder(s) are hereby informed of their requirement to comply with Chapter 119, F.S., specifically to:

- 26.4.2.1. Keep and maintain public records required by the County to perform the service.
- 26.4.2.2. Upon request from the County's custodian of public records, provide the County with a copy of the requested records or allow the records to be inspected or copied within a reasonable time at a cost that does not exceed the cost provided or as otherwise provided by law.
- 26.4.2.3. Ensure that public records that are exempt or confidential and exempt from public records disclosure requirements are not disclosed except as authorized by law for the duration of the Contract term and following completion of the Contract if the contractor does not transfer the records to the County.
- 26.4.2.4. Upon completion of the Contract, transfer, at no cost, to the County all public records in possession of the Bidder or keep and maintain public records required by the County to perform the service. If the Bidder transfers all public records to the County upon completion of the Contract, the Bidder shall destroy any duplicate public records that are exempt or confidential and exempt from public records disclosure requirements. If the Bidder keeps and maintains public records upon completion of the Contract, the Bidder shall meet all applicable requirements for retaining public records. All records stored electronically must be provided to the County, upon request from the County's custodian of public records, in a format that is compatible with the information technology systems of the County.

26.4.3. Public Records: **IF THE BIDDER HAS QUESTIONS REGARDING THE APPLICATION OF CHAPTER 119, FLORIDA STATUTES, TO THE BIDDER'S DUTY TO PROVIDE PUBLIC RECORDS RELATING TO THE CONTRACT, CONTACT THE CUSTODIAN OF PUBLIC RECORDS AT 239-533-2221, 2115 SECOND STREET, FORT MYERS, FL 33901, Email at PRRCustodian@leegov.com or Visit <http://www.leegov.com/publicrecords>.**

26.4.4. Ownership: It is understood and agreed that all documents, including detailed reports, plans, original tracings, specifications, and all data prepared or obtained by the successful Bidder in connection with its services hereunder, including any documents bearing the professional seal of the successful Bidder, shall be delivered to, and become the property of Lee County, prior to final payment to the successful Bidder or the termination of the Contract. This includes any electronic versions, such as CAD or other computer aided drafting programs.

26.5. Termination:

- 26.5.1. Termination of an Award or Contract entered into pursuant to this Solicitation shall be governed by the terms of such Contract and by the provisions of this section.
- 26.5.2. The Procurement Management Director may immediately terminate any Award resulting from this Solicitation for emergency purposes, as defined by the Lee County Procurement Ordinance 22-06.
- 26.5.3. Any Bidder who has voluntarily withdrawn from a Solicitation without the County's mutual consent during the Contract period shall be barred from further County procurement for a period of 180 calendar days. The Bidder may apply to the Board for a waiver of this debarment. Such application for waiver of debarment must be coordinated with and processed by the Procurement Management Department.
- 26.5.4. For a Contract over \$1,000,000, the County reserves the right to terminate an award of such contract upon information or belief of any of the following, when, applicable:
 - 26.5.4.1. Bidder is found to have submitted a false certification as provided under § 287.135 (5), F.S.;

- 26.5.4.2. Bidder has been placed on the Scrutinized Companies with Activities in Sudan List or the Scrutinized Companies with Activities in the Iran Petroleum Energy Sector List (§ 215.473, F.S.);
- 26.5.4.3. Bidder has engaged in business operations in Cuba or Syria (§ 215.471, F.S.);
- 26.5.4.4. Bidder has been placed on the Scrutinized Companies that Boycott Israel List or is engaged in a boycott of Israel (§ 215.4725, F.S.).
- 26.5.4.5. The County reserves the right to review, on a case-by-case basis, and waive this stipulation if it is deemed to be advantageous to the County.

26.6 Termination for Convenience:

26.6.1. The County may terminate the entire Contract or any portion thereof, if the Director determines that a termination is in the County's interest. The Director will deliver to the Contractor a Written Notice of Termination specifying the extent of termination and the effective date.

- 26.6.1.1. When the County terminates the entire Contract, or any portion thereof, before the Contractor completes all items of work in the Contract, the County will make payment for the actual number of units or items of work that the Contractor has completed, at the Contract unit price, and according to the formulas and provisions set forth in the contract documents for work partially completed, and such payments will constitute full and complete compensation for such work or items. No payment of any kind or amount will be made for items of work not started. The County will not consider any claim for loss of anticipated profits, or overhead of any kind (including home office and jobsite overhead or other indirect impacts) except as provided for within the contract documents for partially completed work.
- 26.6.1.2. The County will consider reimbursing the Contractor for actual cost of mobilization (when not otherwise included in the Contract) including moving equipment to the job where the volume of the work that the Contractor has completed is too small to compensate the Contractor for these expenses under the Contract unit prices.
- 26.6.1.3. The County may purchase at actual cost acceptable materials and supplies procured for the work, that the County has inspected, tested, and approved and that the Contractor has not incorporated in the work. Submit the proof of actual cost, as shown by receipted bills and actual cost records, at such points of delivery as the Director may designate.
- 26.6.1.4. Termination of a contract or a portion thereof, does not relieve the Contractor or the surety of its responsibilities for the completed portion of the contract or its obligations for and concerning any just claims arising out of the work performed.
- 26.6.1.5. All Contractor claims for additional payment, due to the County's termination of the entire Contract or any portion thereof, must meet the requirements as stated within the contract documents.

27. WAIVER OF CLAIMS

- 27.1. Once the Contract associated with this Solicitation expires, or final payment has been requested and made, the Awarded Bidder shall have waived any claims against the County concerning such Contract, except those previously made in writing and identified by the Awarded Bidder as unsettled at the time of the final application for payment.

28. LEE COUNTY PAYMENT PROCEDURES

- 28.1. Unless otherwise noted, all Awarded Bidders are requested to mail an original invoice to:
Lee County Finance Department
Post Office Box 2238
Fort Myers, FL 33902-2238

- 28.2. All invoices shall be paid as directed by the Lee County payment procedure, unless otherwise stated in the Contract or detailed Specifications for this project.
 - 28.3. Lee County shall not be liable for requests for payment deriving from aid, assistance, or help by any individual, vendor, proposer, or Bidder for the preparation of these Specifications.
29. SAFETY DATA SHEETS (SDS) (as applicable)
- 29.1. It is the Bidder's responsibility to provide Lee County with Safety Data Sheets on Bid materials, as may apply to this procurement.
30. BOND/SURETY
- 30.1. Bonding/Surety is required in accordance with the Lee County Procurement Ordinance 22-06.
 - 30.2. Bid Bond/Security: The Procurement Management Department shall determine if a Bid Bond shall be required for any Competitive Procurement. Each Bidder shall submit not less than five percent (5%) of the proposed dollar amount (including applicable Alternates) as Bid Bond/Security. One ORIGINAL Bid Bond/Security shall be submitted to the County with each Bid submission. The Bid Bond/Security of the Bidder will be retained until the Bidder and the County have entered into the Contract, whereupon the Bid Bond/Security may be returned. The Bid Bond/Security of a Bidder whom the County believes to have a reasonable chance of receiving the Award may be retained by the County until the effective date of the Contract, whereupon any Bid Bonds/Securities furnished by a Bidder may be returned. The following types of Bid Security shall be accepted:
 - 30.2.1. A Certified Check or a Cashier's Check in the amount of not less than five percent (5%) of the proposed dollar amount. Any Certified Check or Cashier's Check submitted in lieu of a Bid Bond shall be drawn on a solvent bank or trust company, made payable to Lee County Board of County Commissioners and shall have all necessary documentary revenue stamps attached (if required by law); or
 - 30.2.2. A Bid Bond may be submitted on a Lee County paper Bid Bond Form. Such Bid Bond must be signed by all required parties, must be in the amount of not less than five percent (5%) of the proposed dollar amount (including Alternate(s) as applicable), and shall accompany each submission. The Bid Bond shall be issued by a surety authorized to do business and in good standing with the Florida Department of State.
 - 30.3. Performance and Payment Bond: As further described in the Contract, the successful Bidder shall provide Performance and Payment Bonds in the amount of one hundred percent (100%) of the total Awarded Contract amount within seven (7) calendar days after notification by the County of the approval to award the Contract, the costs of which are to be paid by the successful Bidder. Such Performance and Payment Bonds shall be in the form prescribed by the Exhibits to the attached Contract. The Performance and Payment Bonds shall be underwritten by a surety authorized to do business in the State of Florida and otherwise acceptable to the County; provided, however, the surety shall be rated as "B" or better as reported in the most current Best's Key Rating Guide, published by A.M. Best Company, Inc. The successful Bidder shall record the Performance and Payment Bond with the Lee County Clerk of Courts, at its sole expense, and provide the original, recorded bond document to the County.
 - 30.4. A Clean Irrevocable Letter of Credit or Cash Bond may be accepted by the County in lieu of the Public Payment and Performance Bond.
 - 30.5. Personal Checks are not acceptable to Lee County as a Bid Security.
31. LOCAL VENDOR PREFERENCE
- 31.1. The Procurement Management Department will adhere to the Lee County Ordinance No. 22-06 and as may be amended from time to time (the County's "Local Vendor Preference"). It shall be at the discretion of the County Manager or Designee whether to apply Local Vendor Preference to any particular Solicitation.
 - 31.2. The County's Local Vendor Preference, as it relates to Bidding preferences for local Vendors, is not applicable to Solicitations or Contracts when Commodities and/or Services may be provided in the event of an Emergency.

- 31.3. The County's Local Vendor Preference shall not apply in any procurement for Commodities or Services if the use of the Local Vendor Preference is prohibited by the terms of a grant or funding agreement or other prevailing law or policy.
32. INSURANCE (AS APPLICABLE)
- 32.1. Insurance shall be provided by the Awarded Bidder pursuant to the Specifications provided herein and/or in the Contract. Prior to execution of the Contract, a certificate of insurance (COI) complying with the Solicitation Documents shall be provided by the Bidder.

End of Terms and Conditions Section

INSURANCE GUIDE



Lee County Insurance Requirements

Minimum Insurance Requirements: *Risk Management in no way represents that the insurance required is sufficient or adequate to protect the vendors' interest or liabilities. The following are the required minimums the vendor must maintain throughout the duration of this contract. The County reserves the right to request additional documentation regarding insurance provided*

- a. **Commercial General Liability** - Coverage shall apply to premises and/or operations, products and completed operations, independent contractors, contractual liability exposures with minimum limits of:

\$1,000,000 per occurrence
\$2,000,000 general aggregate
\$1,000,000 products and completed operations
\$1,000,000 personal and advertising injury

- b. **Business Auto Liability** - The following Automobile Liability will be required and coverage shall apply to all owned, hired and non-owned vehicles use with minimum limits of:

\$1,000,000 combined single limit (CSL); or
\$500,000 bodily injury per person
\$1,000,000 bodily injury per accident
\$500,000 property damage per accident

- c. **Workers' Compensation** - Statutory benefits as defined by FS 440 encompassing all operations contemplated by this contract or agreement to apply to all owners, officers, and employees regardless of the number of employees. Workers Compensation exemptions may be accepted with written proof of the State of Florida's approval of such exemption. Employers' liability will have minimum limits of:

\$500,000 per accident
\$500,000 disease limit
\$500,000 disease - policy limit

**The required minimum limit of liability shown in a. and b. may be provided in the form of "Excess Insurance" or "Commercial Umbrella Policies." In which case, a "Following Form Endorsement" will be required on the "Excess Insurance Policy" or "Commercial Umbrella Policy."*



Verification of Coverage:

1. Coverage shall be in place prior to the commencement of any work and throughout the duration of the contract. A certificate of insurance will be provided to the Risk Manager for review and approval. The certificate shall provide for the following:

- a. The certificate holder shall read as follows:

Lee County Board of County Commissioners
P.O. Box 398
Fort Myers, Florida 33902

- b. *"Lee County, a political subdivision and Charter County of the State of Florida, its agents, employees, and public officials"* will be named as an **"Additional Insured"** on the General Liability policy, including Products and Completed Operations coverage.

Special Requirements:

1. An appropriate **"Indemnification"** clause shall be made a provision of the contract.
2. It is the responsibility of the general contractor to insure that all subcontractors comply with all insurance requirements.

Revised 03/19/2018 – Page 2 of 2

End of Insurance Guide Section

SPECIAL CONDITIONS

These are conditions that are in relation to this Solicitation only and have not been included in the County's standard Terms and Conditions or the Scope of Work and Specifications.

1. TERM:

1.1. The Contractor shall be responsible for furnishing and delivering to the County requesting Department(s) the commodity or services on an "as needed basis" for an initial one-year (1) period. Upon mutual written agreement of both parties, the parties may renew the Agreement, in whole or in part, for three (3) addition one- year (1) periods.

2. LIQUIDATED DAMAGES

2.1. In accordance with the terms set forth in the Agreement, should the Contractor fail to achieve Final Acceptance of the Work within the time period stated in the Agreement, the County shall be entitled to assess the amount set forth in Article 8-10 of Exhibit G Standard Specifications, as Liquidated Damages, but not as a penalty, for each calendar day thereafter until Final Acceptance is achieved.

3. BASIS OF AWARD

3.1. It is the County's intent to award to a library of qualified Contractor(s) that meet all bid specifications. Contractor(s) are not required to bid all line items; however, Contractor(s) are asked to bid all lines applicable to their company/for services they can provide under this contract. Where Vendor cannot provide for a commodity or service it is requested the Vendor indicate "Not Applicable" or "Not Available" for the line item price.

3.2. Contractor(s) who "no bid" an item cannot provide that item anytime throughout the term of this agreement including all renewals.

4. LOCAL PREFERENCE

4.1. The Lee County Local Vendor Preference shall be included as part of the award process for this project. As such, Lee County at its sole discretion may choose to award a preference to any qualified Local Vendor.

5. PRICING

5.1. This is a "Master" contract, which is not for any specific project. Work will be negotiated, authorized, scheduled, funded, and accounted for by the issuance of a County Project Authorizations (CPA), by the requesting department, division, or other governmental entity. The County's intent is to award to a library of Contractors who meet the minimum criteria and qualifications.

5.2. Each project/task order shall not exceed \$500,000.00.

5.3. Any project/task order **\$50,000.00 or less** may be awarded to any firm holding a valid contract under this bid, and able to meet the required schedule.

5.4. Any project/task order **\$50,000.01 or greater, but less than \$500,000.00** shall be quoted by a minimum of three (3) Contractors holding a valid contract under this Solicitation. If there are fewer than three (3) approved firms holding a valid contract under this Solicitation, then all of the firms shall quote the project/task. When quotes are requested, the Contractor's submittal shall be based on the unit prices contracted, or lower prices. The quote shall not list any prices that are higher. Award of the project shall be made to the firm holding a valid contract under the Solicitation, with the lowest quoted price, able to meet the required project schedule.

- 5.5. Any project/task order **\$200,000 or more** shall require a Payment and Performance Bond to be executed for the full value of the project and recorded by the Lee County Clerk of Courts.
- 5.6. The County retains the right to separately and competitively bid any and all job estimates greater than **\$500,000.00**.
- 5.7. Contractor shall be responsible for providing all equipment necessary to complete services as requested under this Agreement.
6. **FULL PROJECT RESTORATION – ADDITIONAL SERVICES**
- 6.1. Contractor shall ensure that project site is restored to the satisfaction of the County, at its sole discretion, following all work completed under this Agreement. Following project specific needs, additional services unrelated to the specified scope of work as described herein may be required to provide for full project completion. Such services may be requested under this Agreement on a project-by-project basis where Contractor or County deem necessary and applicable.
7. **LETTER OF BONDABILITY**
- 7.1. This bid does not require a Bid Bond; however, the Contractor is requested to provide a Letter of Bondability from their Surety Company showing their bonding capacity with their bid submission. Any issuer of a Letter of Bondability must be licensed to transact a fidelity and surety business in the State of Florida, with an A.M. Best rating of B or better.

End of Special Conditions Section

SCOPE OF WORK AND SPECIFICATIONS

1. GENERAL SCOPE OF WORK SUMMARY

- 1.1 Lee County desires to contract with a library of Contractors to perform miscellaneous asphalt projects on an “as needed basis” throughout Lee County. Work may include, but not be limited to, milling, resurfacing, striping, microsurfacing, Reclaimed Asphalt Paving, concrete work, and sodding.
- 1.2 All work shall be performed to follow Federal, State, Local, OSHA and department mandated regulations and specifications for associated work.
- 1.3 **The FDOT January 2022 standard specifications for road and bridge construction are the standard specifications for this project, The FDOT 2022 standard specification link can be found below:**
https://fdotwww.blob.core.windows.net/sitefinity/docs/default-source/programmanagement/implemented/specbooks/january-2022/january2022-ebook.pdf?sfvrsn=752d1333_4
- 1.4 The scope of work is further defined and detailed within Exhibits G-Q found attached to the draft contract agreement affixed to this solicitation package. Contractor is responsible for reviewing all documentation associated with this project.

End of Scope of Work and Specifications Section

LEE COUNTY DOCUMENT MANAGEMENT FORM

For

B220257ACN Alternative Paving Methods – Annual

These forms are required as indicated below and all required forms should be submitted with the Bidder's/Proposer's submission package. If it is determined that forms in this selection are not applicable to your company or solicitation they should be marked "N/A or Not Applicable" across the form in large letters and returned with your submission package.

FORM #	TITLE / DESCRIPTION	REQUIRED STATUS (Required, Not Required, If Applicable)	VENDOR CHECK-OFF
1	Solicitation Response Form	Required	
1a	Bid/Proposal Form	Required	
N/A	Business Relationship Disclosure Requirement	If Applicable	
2	Affidavit Certification Immigration Laws	Required	
3	Reference Survey <i>*(Requested after opening of lowest Bidder only)</i>	Required	
4	Negligence or Breach of Contract Disclosure Form	Required	
5	Affidavit - Principal Place of Business	Required	
6	Sub-Contractor List	Required	
7	Public Entity Crime Form	Required	
8	Trench Safety – Not Applicable at time of bid submission. May be required with a CPA request for quote.	May be required with CPA	
9	Letter of Bondability	Required	
*	Proposal Label	Required	

It is the Bidder's/Proposer's responsibility to review the submittal request in its entirety and ensure that all submittal requirements are included within their submission package. Failure to submit required forms may deem your company as non-responsive.

FORMS DESCRIPTION & INSTRUCTIONS

INVITATION TO BID

This table provides a brief list, description, and instructions regarding the standard requested forms that should be submitted with all bids or proposals. This is not intended to be an all-inclusive list of forms required for your submission, but rather a guide to assist in completion of the County's standard forms. Bidders/Proposers should utilize the Lee County Document Management Form for a complete list of all forms required for project submission.

<u>Form #</u>	<u>Title/Description</u>
1	<u>Solicitation Response Form</u> All signatures must be by a corporate authorized representative, witnessed, and corporate and/or notary seal (as applicable.) The corporate or mailing address must match the company information as it is listed with the Florida Department of State Division of Corporations. Attach a copy of the webpage(s) from http://www.sunbiz.org as certification of this required information. Sample attached for your reference. Verify that all Addenda and tax identification number have been provided.
1a	<u>Bid/Proposal Form</u> This form is used to provide itemization of project cost. A more detailed "schedule of values" may be requested by the County.
N/A	<u>Business Relationship Disclosure Requirement</u> Sections 112.313(3) and 112.313(7), F.S., prohibit certain business relationships on the part of public officers and employees, their spouses, and their children. If this <u>disclosure is applicable, the Bidder must request the form</u> entitled "INTEREST IN COMPETITIVE BID FOR PUBLIC BUSINESS" (Required by § 112.313(12)(b), F.S.) to be completed and <u>returned with the Solicitation Response</u> . It is the Bidder's responsibility to request the form and disclose this relationship; failure to do so may result in being declared non-responsive. NOTICE: UNDER THE PROVISIONS OF § 112.317, F.S., A FAILURE TO MAKE ANY REQUIRED DISCLOSURE CONSTITUTES GROUNDS FOR, AND MAY BE PUNISHED BY, ONE OR MORE OF THE FOLLOWING: IMPEACHMENT, REMOVAL OR SUSPENSION FROM OFFICE OR EMPLOYMENT, DEMOTION, REDUCTION IN SALARY, REPRIMAND, OR A CIVIL PENALTY NOT TO EXCEED \$10,000.00.
2	<u>Affidavit Certification Immigration Laws</u> Submission of this form constitutes acknowledgement that the Bidder is in compliance in regard to all applicable immigration laws.
3	<u>Reference Survey</u> Provide this form to reference respondents. <u>For Bids, this form will be requested from the apparent low Bidder prior to the award. (Not required to submit with bid)</u> <ol style="list-style-type: none">Section 1: Bidder/Proposer to complete with <u>reference respondent's</u> information prior to providing to them for their response. (This is not the Bidder/Proposer's information.)Section 2: Enter the name of the Bidder/Proposer; provide the project information in which the reference respondent is to provide a response.The <u>reference respondent</u> should complete "Section 3."Section 4: The reference respondent to print and sign nameThree (3) Reference responses are to be provided upon request.Failure to obtain reference surveys may make your company non-responsive.

- 4 ***Negligence or Breach of Contract Disclosure Form***
The form may be used to disclose negligence or breach of contract litigation that your company may have been a part of over the past ten (10) years. You may need to duplicate this form to list all history. If the Bidder has more than ten (10) lawsuits, you may narrow them to litigation of the company or subsidiary submitting the Solicitation Response. Include, at a minimum, litigation for similar projects completed in the State of Florida. Final outcome should include in whose favor the litigation was settled and whether a monetary amount was awarded. The settlement amount may remain anonymous.
If you have **no litigation**, enter **"None"** in the first **"type of incident"** block of the form. Please do not write N/A on this form.
- 5 ***Affidavit - Principal Place of Business***
Certifies Bidder's location information.
- 6 ***Sub-Contractor/Consultant List***
To be completed and returned when sub-contractor/consultants are to be utilized and are known at the time of the submission.
- 7 ***Public Entity Crime Form***
Any person or affiliate, as defined by statute, who has been placed on the convicted vendor list following a conviction for a public entity crime, may not submit a Bid on a Contract to provide any goods or services to the County; may not submit a Bid on a contract with the County for the construction or repair of a public building or a public work; may not submit Bids or leases of real property to the County; may not be Awarded or perform Work as a contractor, supplier, subcontractor, or consultant under a contract with the County, and may not transact business with the County in excess of \$25,000.00 for a period of thirty-six (36) months from the date of being placed on the convicted vendor list.
- 8 ***Trench Safety***
Typically required in construction projects where trench excavations are in excess of 5 feet deep per *Florida Trench Safety Act (90-96, Laws of Florida)* **Not Applicable at time of bid submission. May be required with a CPA request for quote.**
- 9 ***Letter of Bondability***
Letter of Bondability from Surety Company showing bonding capacity.
- * ***Bid/Proposal Label***
Self-explanatory. Please affix to the outside of the sealed submission documents.
- * ***Include any licenses or certifications requested***
Local Business Tax Account (as applicable) issued by City and/or County entity. This is necessary for all Florida vendors.

It is the Bidder's responsibility to ensure the Solicitation Response is mailed or delivered in time to be received no later than the specified opening date and time. (If Solicitation is not received prior to the deadline, it cannot be considered or accepted)

Form 1 – Solicitation Response Form



LEE COUNTY PROCUREMENT MANAGEMENT
SOLICITATION RESPONSE FORM

Date Submitted: _____ Bid Due Date: 5/20/2022

SOLICITATION IDENTIFICATION: B220257ACN

SOLICITATION NAME: Alternative Paving Methods - Annual

COMPANY NAME: _____

NAME & TITLE: (TYPED OR PRINTED) _____

BUSINESS ADDRESS: (PHYSICAL) _____

CORPORATE OR MAILING ADDRESS: _____

☐ SAME AS PHYSICAL _____

ADDRESS MUST MATCH SUNBIZ.ORG _____

E-MAIL ADDRESS: _____

PHONE NUMBER: _____ FAX _____

NOTE REQUIREMENT: IT IS THE SOLE RESPONSIBILITY OF THE BIDDER/PROPOSER TO CHECK THE LEE COUNTY PROCUREMENT MANAGEMENT WEB SITE FOR ANY ADDENDA ISSUED FOR THIS PROJECT. THE COUNTY WILL POST ADDENDA TO THIS WEB PAGE BUT WILL NOT NOTIFY.

By responding to this sealed Solicitation, the Bidder/Proposer makes all representations required by the instructions and further warrants and represents that: Bidder/Proposer has examined copies of all the Solicitation Documents and of the following Addenda:

No. _____ Dated: _____ No. _____ Dated: _____ No. _____ Dated: _____

No. _____ Dated: _____ No. _____ Dated: _____ No. _____ Dated: _____

Taxpayer Identification Number: _____

(1) Employer Identification Number -OT- (2) Social Security Number:

**** Lee County collects your social security number for tax reporting purposes only**

Please submit a copy of your registration from the website www.sunbiz.org establishing your firm as authorized (including authorized representatives) to conduct business in the State of Florida, as provided by the *Florida Department of State, Division of Corporations*. (a sample is attached for your reference)

1 **Collusion Statement:** Lee County, Florida. The undersigned, as Bidder/Proposer, hereby declares that no person or other persons, other than the undersigned, are interested in this Solicitation as principal, and that this Solicitation is submitted without collusion with others; and that they have carefully read and examined the Specifications or Scope of Work, and with full knowledge of all conditions under which the services herein is contemplated must be furnished, hereby Bid and agree to furnish this service according to the requirements set out in the Solicitation Documents, Specifications or Scope of Work for said service for the prices as listed on the County provided price sheet or (CCNA) agree to negotiate prices in good faith if a contract is Awarded.

2 **Scrutinized Companies Certification:**

Section 287.135, F.S, entitled "Prohibition against contracting with scrutinized companies" prohibits agencies from contracting with companies, for goods or services over \$1,000,000, that are on the Scrutinized Companies with Activities in Sudan List, the Scrutinized Companies with Activities in the Iran Petroleum Energy Sector List, Scrutinized Companies that Boycott Israel List, have been engaged in a boycott of Israel, or been engaged in business operations in Cuba or Syria. The County reserves the right to review, on a case-by-case basis, and waive this stipulation if it is deemed advantageous to the County.

As the person authorized to sign on behalf of Respondent, I hereby certify that the company identified above is in compliance with Section 287.135, F.S. I understand that submission of a false certification may subject company to contract termination, civil penalties, attorney's fees, and/or costs.

Form 1 – Solicitation Form, Page 2

- 3 **Business Relationship Disclosure Requirement:** Sections 112.313(3) and 112.313(7), F.S., prohibit certain business relationships on the part of public officers and employees, their spouses, and their children. See Part III, Chapter 112, F.S., and/or the brochure entitled "A Guide to the Sunshine Amendment and Code of Ethics for Public Officers, Candidates and Employees" for more details on these prohibitions. However, Section 112.313(12), F.S., provides certain limited exemptions to the above-referenced prohibitions, including one where the business is awarded under a system of sealed, competitive bidding; the public official has exerted no influence on bid negotiations or specifications; and where disclosure is made, prior to or at the time of the submission of the bid, of the official's or his/her spouse's or child's interest and the nature of the intended business. The Commission on Ethics has promulgated this form for such disclosure, if and when applicable to a public officer or employee.
If this disclosure is applicable, the Bidder must request form "**INTEREST IN COMPETITIVE BID FOR PUBLIC BUSINESS**" (Required by 112.313(12)(b), F.S.) to be completed and **returned with Solicitation Response**. It is the Bidder/proposer's responsibility to disclose this relationship, failure to do so could result in being declared non-responsive.

☐ ***Business Relationship Applicable (request form)*** ☐ ***Business Relationship NOT Applicable***

- 4 Disadvantaged, Minority, Women, Veterans Business Enterprise (DBE, MBE, WBE, VBE) ☐ Yes ☐ No
Proposer? If yes, please attach a current certificate.

**ALL SUBMISSIONS MUST BE EXECUTED BY AN AUTHORIZED AUTHORITY OF THE
BIDDER/PROPOSER, WITNESSED AND SEALED (AS APPLICABLE)**

Company Name (Name printed or typed)

Authorized Representative Name (printed or typed)

Authorized Representative's Title (printed or typed)

Authorized Representative's Signature



(Affix Corporate Seal, as applicable)

Witnessed/Attested by: (Witness/Secretary name and title printed or typed)

Witness/Secretary Signature

Any blank spaces on the form(s), qualifying notes or exceptions, counter offers, lack of required submittals, or signatures, on County's form may result in the submission being declared non-responsive by the County.

Bidders may not adjust or modify data provided within the Bid Schedule. Bids received with modified data may deem the Bidder as non-responsive and ineligible for award.

Detail by Entity Name**Florida Profit Corporation**

Bill's Widget Corporation

Filing Information

Document Number 855555
FE/EIN Number 511111111
Date Filed 09/22/1980
State FL
Status ACTIVE
Last Event AMENDED AND RESTATED ARTICLES
Event Date Filed 07/28/2008
Event Effective Date NONE

Principal Address

555 N Main Street
Your Town, USA 99999
Changed 02/11/2012

Mailing Address

555 N Main Street
MYour Town, USA 99999
Changed 02/11/2012

Registered Agent Name & Address

My Registered Agent
111 Registration Road
Registration, USA99999
Name Changed: 12/14/2008
Address Changed: 12/14/2008

Officer/Director Detail**Name & Address**

Title P
President, First
555 AVENUE
Anytown, USA99999

Title V
President, Second
555 AVENUE
Anytown, USA99999



Lee County Procurement Management
BID/PROPOSAL FORM

Company Name: _____

Solicitation # B220257ACN Solicitation Name Alternative Paving Methods - Annual

This page serves as a header/placeholder only. Please refer to the Excel document provided with the solicitation for the complete Bid Schedule. The Excel document contains formulas for convenience; however, it is the Contractor's responsibility to verify all pricing and calculations are CORRECT. Lee County is not responsible for errors in formulas or calculations contained within Excel document(s).

REMINDER: In the event there is a discrepancy between the total quoted amount, or the extended amounts and the unit prices quoted, the unit prices will prevail, and the corrected sum will be considered the quoted price.

The County will only accept bids submitted on bid forms provided by the County. Bids submitted on other forms, other than those provided by the County, will deem Bidder as non-responsive and ineligible for award.

Bidders may not adjust or modify data provided within the Bid/Proposal Form. Bids received with modified data may deem the Bidder as non-responsive and ineligible for award.

PLEASE ENSURE you have provided a printed copy of the Bid Schedule with your hard copy submission packages and provided the excel version with your digital submission package.

PRICING

Pricing shall be inclusive of all labor, equipment, supplies, overhead, profit, materials, and any other incidental costs required to perform and complete all work as specified herein.

Form 2 – Affidavit Certification of Immigration Laws



AFFIDAVIT CERTIFICATION IMMIGRATION LAWS

SOLICITATION NO.: **B220257ACN** SOLICITATION NAME: **Alternative Paving Methods - Annual**

LEE COUNTY WILL NOT INTENTIONALLY AWARD COUNTY CONTRACTS TO ANY CONTRACTOR WHO KNOWINGLY EMPLOYS UNAUTHORIZED ALIEN WORKERS, CONSTITUTING A VIOLATION OF THE EMPLOYMENT PROVISIONS CONTAINED IN 8 U.S.C. SECTION 1324 a(e) (SECTION 274A(e) OF THE IMMIGRATION AND NATIONALITY ACT ("INA").

LEE COUNTY MAY CONSIDER THE EMPLOYMENT BY ANY CONTRACTOR OF UNAUTHORIZED ALIENS A VIOLATION OF SECTION 274A(e) OF THE INA. SUCH VIOLATION BY THE RECIPIENT OF THE EMPLOYMENT PROVISIONS CONTAINED IN SECTION 274A(e) OF THE INA SHALL BE GROUNDS FOR UNILATERAL CANCELLATION OF THE CONTRACT BY LEE COUNTY. PROPOSER ATTESTS THAT THEY ARE FULLY COMPLIANT WITH ALL APPLICABLE IMMIGRATION LAWS (SPECIFICALLY TO THE 1986 IMMIGRATION ACT AND SUBSEQUENT AMENDMENTS).

BY REGISTERING AS A VENDOR, SUBMITTING A RESPONSE TO A SOLICITATION, OR ENTERING INTO A CONTRACT, YOU ARE OBLIGATED TO COMPLY WITH THE PROVISIONS OF SECTION 448.095, FLA. STAT., "EMPLOYMENT ELIGIBILITY." FURTHER, BY YOUR REGISTRATION AS A VENDOR, RESPONSE TO A SOLICITATION, ENTERING INTO A CONTRACT, YOU AFFIRM AND REPRESENT THAT YOU ARE REGISTERED WITH THE E-VERIFY SYSTEM AND ARE USING SAME, AND WILL CONTINUE TO USE SAME AS REQUIRED BY SECTION 448.095, F.S. COMPLIANCE WITH SECTION 448.095 INCLUDES, BUT IS NOT LIMITED TO, UTILIZATION OF THE E-VERIFY SYSTEM TO VERIFY THE WORK AUTHORIZATION STATUS OF ALL NEWLY HIRED EMPLOYEES, AND REQUIRING ALL SUBCONTRACTORS TO PROVIDE AN AFFIDAVIT ATTESTING THAT THE SUBCONTRACTOR DOES NOT EMPLOY, CONTRACT WITH, OR SUBCONTRACT WITH, AN UNAUTHORIZED ALIEN. FAILURE TO COMPLY WILL LEAD TO TERMINATION AS A VENDOR, DISQUALIFYING YOU FOR AWARD OF A SOLICITATION, DENIAL OF ENTERING INTO A CONTRACT AND/OR, CANCELLATION OF AN ACTIVE CONTRACT, OR IF YOUR SUBCONTRACTOR KNOWINGLY VIOLATES THE STATUTE, THE SUBCONTRACT MUST BE TERMINATED IMMEDIATELY. ANY CHALLENGE TO TERMINATION UNDER THIS PROVISION MUST BE FILED NO LATER THAN 20 CALENDAR DAYS AFTER THE DATE OF TERMINATION. IF TERMINATED FOR A VIOLATION OF THE STATUTE BY THE VENDOR, THE VENDOR MAY NOT BE ALLOWED TO DO BUSINESS WITH THE COUNTY OR BE AWARDED A SOLICITATION OR CONTRACT FOR A PERIOD OF 1 YEAR AFTER THE DATE OF TERMINATION. ALL COSTS INCURRED TO INITIATE AND SUSTAIN THE AFOREMENTIONED PROGRAMS SHALL BE THE RESPONSIBILITY OF THE VENDOR.

Company Name: _____

Signature Title Date

STATE OF _____
COUNTY OF _____

The foregoing instrument was signed and acknowledged before me, by means of ☐ physical presence or ☐ online notarization, this _____
day of _____, 20____, by _____ who has produced
(Print or Type Name)

_____ as identification.
(Type of Identification and Number)

Notary Public Signature

Printed Name of Notary Public

Notary Commission Number/Expiration

The signee of this Affidavit guarantee, as evidenced by the sworn affidavit required herein, the truth and accuracy of this affidavit to interrogatories hereinafter made. **LEE COUNTY RESERVES THE RIGHT TO REQUEST SUPPORTING DOCUMENTATION, AS EVIDENCE OF SERVICES PROVIDED, AT ANY TIME.**

Form 3 - Reference Survey

*Lee County Procurement Management
Reference Survey*

*****REQUIRED OF THE LOWEST APPARENT BIDDER ONLY*****

Reference surveys submitted can be a maximum of twelve (12) months old. If using a previous reference, Proposers must clearly identify the project name and number the reference is being submitted for.

Project Name & Number: _____

Section 1		Reference Respondent Information		Please return completed form to:	
FROM:		_____		Bidder/Proposer:	
COMPANY:		_____		Due Date:	
PHONE #:		_____		Total # Pages: 1	
FAX #:		_____		Phone #: Fax #:	
EMAIL:		_____		Bidder/Proposer E-Mail:	
Section 2		Enter Bidder/Proposer Information, as applicable Similar Performed Project (Bidder/Proposer to enter details of a project performed for above reference respondent)			
Bidder/Proposer Name:		_____			
Reference Project Name:		Project Address:		Project Cost:	
_____		_____		_____	
Summarize Scope:		_____		_____	
_____		_____		_____	
<p>You as an individual or your company has been given as a reference on the project identified above. Please provide your responses in Section 3 below.</p>					
Section 3		Indicate: "Yes" or "No"			
1. Did this company have the proper resources and personnel by which to get the job done?					
2. Were any problems encountered with the company's work performance?					
3. Were any change orders or contract amendments issued, other than owner initiated?					
4. Was the job completed on time?					
5. Was the job completed within budget?					
6. On a scale of one to ten, ten being best, how would you rate the overall work performance, considering professionalism; final product; personnel; resources. Rate from 1 to 10. (10 being highest)					
7. If the opportunity were to present itself, would you rehire this company?					
8. Please provide any additional comments pertinent to this company and the work performed for you:					
Section 4		Please submit non-Lee County employees as references			

Reference Name (Print Name)

Reference Signature

Form 4 - Negligence or Breach of Contract Disclosure Form



ALLEGED NEGLIGENCE OR BREACH OF CONTRACT
DISCLOSURE FORM

Please fill in the form below. Provide each incident in regard to alleged negligence or breach of contract that has occurred over the past 10 years. Please compete in chronological order with the most recent incident on starting on page 1.

Company Name: _____

Type of Incident <i>Alleged Negligence or Breach of Contract</i>	Incident Date And Date Filed	Plaintiff <i>(Who took action against your company)</i>	Case Number	Court County/State	Project	Claim Reason <i>(Initial circumstances)</i>	Final Outcome <i>(Who prevailed)</i>

Make as many copies of this sheet as necessary in order to provide a ten (10) year history of the requested information. If there is no action pending or action taken in the last ten (10) years, complete the company name and write "NONE" in the first "Type of Incident" box of this page and return with your submission package. This form should also include the primary partners listed in your submission. Do not include litigation with your company as the plaintiff. Final outcome should include who prevailed and what method of settlement was made. If a monetary settlement was made, the amount may remain anonymous. Please do not modify this form (expansion of spacing allowed) or submit your own variation.

Page Number: _____ Of _____ Total pages

Update the page number to reflect the current page and the total number of pages. Example: Page 3, of 5 total submitted pages of this form.

Form 5 - Affidavit Principal Place of Business



AFFIDAVIT PRINCIPAL PLACE OF BUSINESS

Instructions: Please complete all information that is applicable to your firm.

Company Name: _____

Printed name of authorized signer _____

Title _____

⇒

Authorized Signature _____

Date _____

The signer of this affidavit guarantees, as evidenced by the sworn affidavit required herein, the truth and accuracy of this affidavit to interrogatories hereinafter made. **LEE COUNTY RESERVES THE RIGHT TO REQUEST SUPPORTING DOCUMENTATION, AS EVIDENCE OF SERVICES PROVIDED, AT ANY TIME.**

The foregoing instrument was signed and acknowledged before me, by means of ☐ physical presence or ☐ online notarization, this _____ day of _____, 20____, by _____ who has produced
(Print or Type Name)

_____ as identification.
(Type of Identification and Number)

Notary:

State of _____

County of _____

⇒

Notary Public Signature _____

Notary Commission Number and expiration _____

1. Principal place of business is located within the boundaries of: _____ Lee County
_____ Non-Local

Local Business Tax License # _____

2. Address of Principal Place of Business: _____

3. Number of years at this location _____ years

4. Have you provided goods or services to Lee County on a regular basis within the past 3 consecutive years

____ Yes*

____ No

*If yes, attach contractual history for past 3 consecutive years

5. Number of available employees for this Contract _____

6. Does your company have a Drug Free Workplace Policy

____ Yes

____ No



SUB-CONTRACTOR/CONSULTANT LIST

Sub-Contractor/Consultant Company Name	Area Of Work	Point Of Contact Or Project Supervisor	Contact Info Phone or Email	Qualified DBE, MBE, WBE, VBE or Similar	Amount or Percentage of Total

Please include sub-contractor/consultant name, area of work (i.e., mechanical, electrical, etc.) and a **valid** phone number and/or email. Also include the dollar value or percentage that the sub-contractor/consultant will be performing. If sub-contractor/consultant qualifies as a current certificate Florida Certified Business Enterprise such as MBE, WBE, DBE, VBE or similar please indicate such above and provide proof of

Public Entity Crime Form

This form must be signed and sworn to in the presence of a notary public or other officer authorized to administer oaths.

1. This sworn statement is submitted to _____
(Print name of the public entity)
 by _____
(Print individual's name and title)
 for _____
(Print name of entity submitting sworn statement)
 whose business address is _____
 (If applicable) its Federal Employer Identification Number (FEIN) is _____
 (If the entity has no FEIN, include the Social Security Number of the individual signing this sworn statement: On the attached sheet.) Required as per IRS Form W-9.
2. I understand that a "public entity crime" as defined in Section 287.133(1) (g), Florida Statutes, means a violation of any state or federal law by a person with respect to and directly related to the transaction of business with any public entity or with an agency or political subdivision of any other state or with the United States, including but not limited to, a bid or contract for goods or services to be provided to any public entity or agency or political subdivision or any other state or of the United States, and involving antitrust, fraud, theft, bribery, collusion, racketeering, conspiracy, or material misrepresentation.
3. I understand that "convicted" or "conviction" as defined in Section 287.133(1) (b), Florida Statutes, means a finding of guilt or a conviction of a public entity crime, with or without an adjudication of guilt, in any federal or state trial court of record relating to charges brought by indictment or information after July 1, 1989, as a result of a jury verdict, nonjury trial, or entry of a plea of guilty or nolo contendere.
4. I understand that "affiliate" as defined in Section 287.133(1)(a), Florida Statutes, means:
 1. A predecessor or successor of a person convicted of a public entity crime:
or:
 2. An entity under the control of any natural person who is active in the management of the entity and who has been convicted of a public entity crime. The term "affiliate" includes those officers, directors, executives, partners, shareholders, employees, members, and agents who are active in the management of the affiliate. The ownership by one person of shares constituting a controlling interest in another person, or a pooling of equipment or income among persons when not fair market value under an arm's length Agreement/Contract, shall be a facie case that one person controls another person. A person who knowingly enters into a joint venture with a person who has been convicted of a public entity crime in Florida during the preceding thirty-six (36) months shall be considered an affiliate.
5. I understand that a "person" as defined in Section 287.133(1) (c), Florida Statutes, means any natural person or entity organized under the laws of any state or of the United States with the legal power to enter a binding contract and which bids or applies to bid on contracts for the provision of goods or services let by a public entity, or which otherwise transacts or applies to transact business with a public entity. The term "person" includes those officers, directors, executives, partners, shareholders, employees, members, and agents who are active in management of the entity.
6. Based on information and belief, the statement which I have marked below is true in relation to the entity submitting those sworn statement. *(Please indicate which statement applies)*

_____ Neither the entity submitting this sworn statement, nor any officers, directors, executives, partners, shareholders, employees, members, and agents who are active in management of an entity nor affiliate of the entity have been charged with and convicted of a public entity crime subsequent to July 1, 1989.

Public Entity Crime Form

Page 2 of 2

_____ The entity submitting this sworn statement, or one or more of the officers, directors, executives, partners, shareholders, employees, member, or agents who are active in management of the entity, or an affiliate of the entity have been charged with and convicted of a public entity crime subsequent to July 1, 1989.

_____ The entity submitting this sworn statement, or one or more of its officers, directors, executives, partners, shareholders, employees, member, or agents who are active in management of the entity, or an affiliate of the entity has been charged with and convicted of a public entity crime subsequent to July 1, 1989. However, there has been subsequent proceeding before a Hearing Officer of the State of Florida, Division of Administrative Hearing and the Final Order entered by the Hearing Officer determined that it was not in the public interest to place the entity submitting this sworn statement on the convicted vendor list. (Attach a copy of the final order)

I UNDERSTAND THAT THE SUBMISSION OF THIS FORM TO THE CONTRACTING OFFICER FOR THE PUBLIC ENTITY IDENTIFIED IN PARAGRAPH ONE ABOVE IS FOR THAT PUBLIC ENTITY ONLY AND THAT THIS FORM IS VALID THROUGH DECEMBER 31 OF THE CALENDAR YEAR IN WHICH IT IS FILED. I ALSO UNDERSTAND THAT I AM REQUIRED TO INFORM THE PUBLIC ENTITY PRIOR TO ENTERING INTO A CONTRACT IN EXCESS OF THE THRESHOLD AMOUNT PROVIDED IN SECTION 287.017, FLORIDA STATUTES, FOR CATEGORY TWO OR ANY CHANGE IN THE INFORMATION CONTAINED IN THIS FORM.

(Signature)

(Date)

STATE OF _____

COUNTY OF _____

Sworn to (or affirmed) and subscribed before me, by means of ☐ physical presence or ☐ online notarization, this _____ day of _____, 20____, by _____ who has produced
(Print or Type Name)

_____ as identification.
(Type of Identification and Number)

Notary Public Signature

Printed Name of Notary Public

Notary Commission Number/Expiration

Form 8 - Trench Safety

**NOT APPLICABLE AT TIME OF BID SUBMISSION
MAY BE REQUIRED WITH CPA REQUEST FOR QUOTE
TRENCH SAFETY**

Contractor/vendor acknowledges that included in the appropriate Solicitation items of the Solicitation and in the total Solicitation price are costs for complying with the Florida Trench Safety Act (90-96, Laws of Florida) effective October 1, 1990. The contractor/vendor further identifies the costs of such compliance to be summarized below:

	Trench Safety Measure (Description)	Units of Measure (LF, SF)	Unit (Quantity)	Unit Cost	Extended Cost
A.	_____	_____	_____	_____	_____
B.	_____	_____	_____	_____	_____
C.	_____	_____	_____	_____	_____
D.	_____	_____	_____	_____	_____
TOTAL \$ _____					

If applicable, the contractor/vendor certifies that all trench excavation done within its control in excess of five feet (5') in depth shall be in accordance with the Florida Department of Transportation's Special Provisions Article 125-1 and Sub-article 125-4.1 (TRENCH EXCAVATION SAFETY SYSTEM AND SHORING, SPECIAL-TRENCH EXCAVATION).

Failure to complete the above may result in the Solicitation being declared non-responsive.

(Signature)

(Company Name)

STATE OF _____
COUNTY OF _____

The foregoing instrument was signed and acknowledged before me, by means of ☐ physical presence or ☐ online notarization, this _____ day of _____, 20____, by _____ who has produced

_____ as identification.
(Type of Identification and Number)
(Print or Type Name)

(NOTARY PUBLIC)

My Commission Expires: _____

LETTER OF BONDABILITY NOTICE

This bid does not require a Bid Bond; however, the Contractor is requested to provide a Letter of Bondability from their Surety Company showing their bonding capacity with their bid submission. Any issuer of a Letter of Bondability must be licensed to transact a fidelity and surety business in the State of Florida, with an A.M. Best rating of B or better.

Please attach to this notice your Letter of Bondability

Sealed Bid Label

**Cut along the outer border and affix this label to
your sealed solicitation envelope to identify it as
a “Sealed Bid”.**

SEALED BID DOCUMENTS • DO NOT OPEN	
BID NO.:	B220257ACN
BID TITLE:	Alternative Paving Methods - Annual
DATE DUE:	Friday, May 20, 2022
TIME DUE:	Prior to: 2:30 PM
SUBMITTED BY:	_____ <small>(Name of Company)</small>
<small>e-mail address</small>	<small>Telephone</small>
DELIVER TO:	Lee County Procurement Management 2115 Second Street, 1 st Floor Fort Myers FL 33901



***Notice:** The Date Due/Bid Due Date/Opening Date as stated on this label and other forms contained herein may have been updated via Issuance of Addenda against this project. It is the sole responsibility of the Contractor to monitor the County project webpage for any updates to the Date Due/Bid Due Date/Opening Date via Addenda. This label nor other original forms may not be updated. Contractor may strike through and update Date Due/Bid Due Date/Opening Date at their discretion to match any updates to this date that have been published via Addenda.

Submission received after the time and date of the Date Due/Bid Due Date/Opening Date will not be acceptable at the sole discretion of the County.

PLEASE PRINT CLEARLY

7.	Do projects have to be limited to \$500,000?
Answer	Each project/task order will be issued by a County Project Authorization (CPA) and shall not exceed \$500,000.00.
8.	Will everything under this bid be less than \$500,000?
Answer	Please see the answer to question 7.
9.	Can you have several release orders under \$500,000?
Answer	Yes, it is the County's intent to have several projects/task orders under this contract.
10.	If you had one road and 2 work orders could you do that to keep it under \$500,000?
Answer	The County will not split a project to keep the cost under \$500,000. All projects estimated \$500,000.00 or more will be bid through a separate formal solicitation.
11.	Will this project be used for emergency projects as well?
Answer	The County has varying emergency policies and procedures dependent upon the emergency. It is the County's preference to utilize Contractors that are on contract. The County does retain the right to utilize any Contractor during an emergency.
12.	Because this was advertised on Lee County and was on Construction Journal there were additional items on Construction Journal that are not Lee County's bid this year. Are items missing?
Answer	Please see the answer to question 1.
13.	This contract contains FDOT specification 9-2.1.2 Bituminous Material Adjustments. Please clarify that all work orders no matter the timeframe and quantity of asphalt will receive bituminous adjustments per 9-2.1.2
Answer	No, the spec specifies 5000 tons or 365 Days. Each project will be bid individually and Bituminous adjustments will be made only when the current API (CAPI) varies by more than 5% of the API prevailing in the month when bids were received (BAPI), and then only on the portion that exceeds 5% as per the spec.
14.	<p>In the process of comparing the re-bid of Alternative Paving Methods - B220257ACN Specifications and Bid Sheet to the 2021 advertisement, we noticed a possible oversight in the exclusion of the item for Asphalt Rejuvenator. This process is typically included in bids like this and County staff had gone through the process of vetting this method with similar agencies. During the Prebid meeting it was mentioned that the pay items were not intentionally removed and to also submit the question in writing.</p> <p>Would it be possible to include back into this bid the specifications and pay items for Asphalt Rejuvenation. Following several other alternative pavement bids around the state, the suggested quantities to allow for beneficial pricing variations are as follows: 1 - 25,000 SY 25,001 - 100,000 SY 100,001 + SY</p>
Answer	Please see the answer to question 1.

12.	Would the county consider using the Asphalt Price Index (API) to adjust the emulsion items (APM-006b) in a similar fashion as they do the asphaltic concrete items?
Answer	Please see FDOT specification 9-2.1.2.

BIDDER/PROPOSER IS ADVISED, YOU ARE REQUIRED TO ACKNOWLEDGE RECEIPT OF THIS ADDENDUM WHEN SUBMITTING A BID/PROPOSAL. FAILURE TO COMPLY WITH THIS REQUIREMENT MAY RESULT IN THE BIDDER/PROPOSER BEING CONSIDERED NON-RESPONSIVE.

ALL OTHER TERMS AND CONDITIONS OF THE SOLICITATION DOCUMENTS ARE AND SHALL REMAIN THE SAME.



Amy Naranjo
Procurement Analyst Direct Line: 239-533-8853
Lee County Procurement Management



Procurement Management Department
2115 Second Street, 1st Floor
Fort Myers, FL 33901
Main Line: (239) 533-8881
Fax Line: (239) 485-8383
www.leegov.com/procurement

Posted Date: May 13, 2022

Solicitation No.: B220257ACN

Solicitation Name: Alternative Paving Methods - Annual

Subject: Addendum Number 1

The following represents clarification, additions, deletions, and/or modifications to the above referenced bid. This addendum shall hereafter be regarded as part of the solicitation. Items not referenced herein remain unchanged, including the response date. Words, phrases or sentences with a strikethrough represent deletions to the original solicitation. Underlined words and bolded, phrases or sentences represent additions to the original solicitation.

1. ATTACHMENT: NONE

2. QUESTIONS/ANSWERS

1.	I am trying to download the documents for this ITB from Construction Journal & noticed that the bid tab from last year's bid is attached & that the ITB itself has 2021 dates on it. Is there maybe another site I should be using to download the ITB documents?
Answer	The documents posted to the County's website are accurate for this project. Only documents downloaded from the County's website shall be considered accurate. The County does not post full solicitation documents to any other website and cannot authenticate documents posted elsewhere. The County's website to view projects is as follows: https://www.leegov.com/procurement/projects
2.	I tried going to the Lee County site itself to see if I could find the bid there but I didn't have any luck. Is this bid on Construction Journal possibly a mistake?
Answer	Please see the answer to question 1.
3.	How are you looking to award this project? Will it be based on low bidder?
Answer	It is the County's intent to award to a library of qualified Contractors that meet all bid specifications. Please see Special Conditions, 5. Pricing, for information on how a project/task order will be awarded.
4.	Are you selecting 3 contractors?
Answer	Please see the answer to question 3.
5.	You don't have to bid on every single line item do you?
Answer	Contractors are not required to bid all line items. Please see Special Conditions, 3. Basis of Award, for further clarification.
6.	What is the budget size for this contract?
Answer	This is a master contract which is not for any specific project.



Procurement Management Department
2115 Second Street, 1st Floor
Fort Myers, FL 33901
Main Line: (239) 533-8881
Fax Line: (239) 485-8383
www.lee.gov.com/procurement

Posted Date: May 18, 2022

Solicitation No.: B220257ACN

Solicitation Name: Alternative Paving Methods

Subject: Addendum Number 2

The following represents clarification, additions, deletions, and/or modifications to the above referenced bid. This addendum shall hereafter be regarded as part of the solicitation. Items not referenced herein remain unchanged, including the response date. Words, phrases or sentences with a strikethrough represent deletions to the original solicitation. Underlined words and bolded, phrases or sentences represent additions to the original solicitation.

OPEN DATE/BIDS DUE EXTENSION:

FROM: May 20, 2022 at 2:30 PM

TO: May 26, 2022 at 2:30 PM

Notice to all bidders: This extension is being conducted to address all outstanding questions received prior to the question deadline. The question deadline has now passed. The County may not accept any additional questions as a result of the bid opening extension unless where deemed in the best interest of the County at its sole discretion. It remains the bidders' responsibility to monitor the County website for future project addenda and updates.

1. ATTACHMENT: NONE
2. QUESTIONS/ANSWERS

1.	Can you please clarify the following indicated for the Alternative Paving Methods – Annual project. <i>Is a bid needed or will a letter suffice ?</i>
Answer	A bid bond is not required at the time of submission. A letter of bondability is requested from the Contractor's Surety Company. Please see Special Conditions, 7. Letter of Bondability, for further clarification.

BIDDER/PROPOSER IS ADVISED, YOU ARE REQUIRED TO ACKNOWLEDGE RECEIPT OF THIS ADDENDUM WHEN SUBMITTING A BID/PROPOSAL. FAILURE TO COMPLY WITH THIS REQUIREMENT MAY RESULT IN THE BIDDER/PROPOSER BEING CONSIDERED NON-RESPONSIVE.

ALL OTHER TERMS AND CONDITIONS OF THE SOLICITATION DOCUMENTS ARE AND SHALL REMAIN THE SAME.



Amy Naranjo
Procurement Analyst Direct Line: 239-533-8853
Lee County Procurement Management

EXHIBIT E
BID FORM AND REQUIRED DOCUMENTS



Advertise Date: Tuesday, April 19, 2022

Lee County Board of County Commissioners
DEPARTMENT OF PROCUREMENT MANAGEMENT

Invitation to Bid (B)
DOT Construction Only

Solicitation No.: **B220257ACN**
Solicitation Name: **Alternative Paving Methods - Annual**
Open Date/Time: **Friday, May 20, 2022** Time: **2:30 PM**
Location: **Lee County Procurement Management
2115 Second Street, 1st Floor
Fort Myers, FL 33901**
Procurement Contact: **Amy Naranjo** Title **Procurement Analyst**
Phone: **(239) 533-8857** Email: **ANaranjo@leegov.com**
Requesting Dept. **Transportation**

Pre-Bid Conference: Type: NON-Mandatory Date/Time: Wednesday May 4, 2022, 10:00 AM Location: 2115 Second Street, 1st Floor, Fort Myers, FL 33901
--

All solicitation documents are available for download at
www.leegov.com/procurement

LEE COUNTY DOCUMENT MANAGEMENT FORM

For

B220257ACN Alternative Paving Methods – Annual

These forms are required as indicated below and all required forms should be submitted with the Bidder's/Proposer's submission package. If it is determined that forms in this selection are not applicable to your company or solicitation they should be marked "N/A or Not Applicable" across the form in large letters and returned with your submission package.

FORM #	TITLE / DESCRIPTION	REQUIRED STATUS (Required, Not Required, If Applicable)	VENDOR CHECK-OFF
1	Solicitation Response Form	Required	✓
1a	Bid/Proposal Form	Required	✓
N/A	Business Relationship Disclosure Requirement	If Applicable	—
2	Affidavit Certification Immigration Laws	Required	✓
3	Reference Survey <i>*(Requested after opening of lowest Bidder only)</i>	Required	✓
4	Negligence or Breach of Contract Disclosure Form	Required	✓
5	Affidavit - Principal Place of Business	Required	✓
6	Sub-Contractor List	Required	✓
7	Public Entity Crime Form	Required	✓
8	Trench Safety – Not Applicable at time of bid submission. May be required with a CPA request for quote.	May be required with CPA	✓
9	Letter of Bondability	Required	✓
*	Proposal Label	Required	✓

It is the Bidder's/Proposer's responsibility to review the submittal request in its entirety and ensure that all submittal requirements are included within their submission package. Failure to submit required forms may deem your company as non-responsive.

Form 1 – Solicitation Response Form



LEE COUNTY PROCUREMENT MANAGEMENT
SOLICITATION RESPONSE FORM

Date Submitted: 5/25/2022 Bid Due Date: ~~5/26/2022~~ 5/26/2022

SOLICITATION IDENTIFICATION: B220257ACN

SOLICITATION NAME: Alternative Paving Methods - Annual

COMPANY NAME: Asphalt Paving Systems, Inc.

NAME & TITLE: (TYPED OR PRINTED) Robert Capoferri, President

BUSINESS ADDRESS: (PHYSICAL) 8940 Gall Blvd. Zephyrhills, FL 33541

CORPORATE OR MAILING ADDRESS:

☐ SAME AS PHYSICAL 9021 Wire Road Zephyrhills, FL 33540

ADDRESS MUST MATCH SUNBIZ.ORG 9021 Wire Road Zephyrhills, FL 33540

E-MAIL ADDRESS: FLEstimating@asphaltpavingsystems.com ; Amandareichertaps@gmail.com

PHONE NUMBER: 813-788-0100 FAX 813-788-0020

NOTE REQUIREMENT: IT IS THE SOLE RESPONSIBILITY OF THE BIDDER/PROPOSER TO CHECK THE LEE COUNTY PROCUREMENT MANAGEMENT WEB SITE FOR ANY ADDENDA ISSUED FOR THIS PROJECT. THE COUNTY WILL POST ADDENDA TO THIS WEB PAGE BUT WILL **NOT NOTIFY**.

By responding to this sealed Solicitation, the Bidder/Proposer makes all representations required by the instructions and further warrants and represents that: Bidder/Proposer has examined copies of all the Solicitation Documents and of the following Addenda:

No. <u>1</u>	Dated: <u>5/13/22</u>	No. _____	Dated: _____	No. _____	Dated: _____
No. <u>2</u>	Dated: <u>5/18/22</u>	No. _____	Dated: _____	No. _____	Dated: _____

Taxpayer Identification Number: 22-3787755

(1) Employer Identification Number -OR- (2) Social Security Number:

**** Lee County collects your social security number for tax reporting purposes only**

Please submit a copy of your registration from the website www.sunbiz.org establishing your firm as authorized (including authorized representatives) to conduct business in the State of Florida, as provided by the *Florida Department of State, Division of Corporations. (a sample is attached for your reference)*

1 **Collusion Statement:** Lee County, Florida. The undersigned, as Bidder/Proposer, hereby declares that no person or other persons, other than the undersigned, are interested in this Solicitation as principal, and that this Solicitation is submitted without collusion with others; and that they have carefully read and examined the Specifications or Scope of Work, and with full knowledge of all conditions under which the services herein is contemplated must be furnished, hereby Bid and agree to furnish this service according to the requirements set out in the Solicitation Documents, Specifications or Scope of Work for said service for the prices as listed on the County provided price sheet or (CCNA) agree to negotiate prices in good faith if a contract is Awarded.

2 **Scrutinized Companies Certification:**
Section 287.135, F.S, entitled "Prohibition against contracting with scrutinized companies" prohibits agencies from contracting with companies, for goods or services over \$1,000,000, that are on the Scrutinized Companies with Activities in Sudan List, the Scrutinized Companies with Activities in the Iran Petroleum Energy Sector List, Scrutinized Companies that Boycott Israel List, have been engaged in a boycott of Israel, or been engaged in business operations in Cuba or Syria. The County reserves the right to review, on a case-by-case basis, and waive this stipulation if it is deemed advantageous to the County.

As the person authorized to sign on behalf of Respondent, I hereby certify that the company identified above is in compliance with Section 287.135, F.S. I understand that submission of a false certification may subject company to **contract termination, civil penalties, attorney's fees, and/or costs.**



Procurement Management Department
2115 Second Street, 1st Floor
Fort Myers, FL 33901
Main Line: (239) 533-8881
Fax Line: (239) 485-8383
www.leegov.com/procurement

Posted Date: May 13, 2022

Solicitation No.: B220257ACN

Solicitation Name: Alternative Paving Methods - Annual

Subject: Addendum Number 1

The following represents clarification, additions, deletions, and/or modifications to the above referenced bid. This addendum shall hereafter be regarded as part of the solicitation. Items not referenced herein remain unchanged, including the response date. Words, phrases or sentences with a strikethrough represent deletions to the original solicitation. Underlined words and bolded, phrases or sentences represent additions to the original solicitation.

1. ATTACHMENT: NONE

2. QUESTIONS/ANSWERS

1.	I am trying to download the documents for this ITB from Construction Journal & noticed that the bid tab from last year's bid is attached & that the ITB itself has 2021 dates on it. Is there maybe another site I should be using to download the ITB documents?
Answer	The documents posted to the County's website are accurate for this project. Only documents downloaded from the County's website shall be considered accurate. The County does not post full solicitation documents to any other website and cannot authenticate documents posted elsewhere. The County's website to view projects is as follows: https://www.leegov.com/procurement/projects
2.	I tried going to the Lee County site itself to see if I could find the bid there but I didn't have any luck. Is this bid on Construction Journal possibly a mistake?
Answer	Please see the answer to question 1.
3.	How are you looking to award this project? Will it be based on low bidder?
Answer	It is the County's intent to award to a library of qualified Contractors that meet all bid specifications. Please see Special Conditions, 5. Pricing, for information on how a project/task order will be awarded.
4.	Are you selecting 3 contractors?
Answer	Please see the answer to question 3.
5.	You don't have to bid on every single line item do you?
Answer	Contractors are not required to bid all line items. Please see Special Conditions, 3. Basis of Award, for further clarification.
6.	What is the budget size for this contract?
Answer	This is a master contract which is not for any specific project.

7.	Do projects have to be limited to \$500,000?
Answer	Each project/task order will be issued by a County Project Authorization (CPA) and shall not exceed \$500,000.00.
8.	Will everything under this bid be less than \$500,000?
Answer	Please see the answer to question 7.
9.	Can you have several release orders under \$500,000?
Answer	Yes, it is the County's intent to have several projects/task orders under this contract.
10.	If you had one road and 2 work orders could you do that to keep it under \$500,000?
Answer	The County will not split a project to keep the cost under \$500,000. All projects estimated \$500,000.00 or more will be bid through a separate formal solicitation.
11.	Will this project be used for emergency projects as well?
Answer	The County has varying emergency policies and procedures dependent upon the emergency. It is the County's preference to utilize Contractors that are on contract. The County does retain the right to utilize any Contractor during an emergency.
12.	Because this was advertised on Lee County and was on Construction Journal there were additional items on Construction Journal that are not Lee County's bid this year. Are items missing?
Answer	Please see the answer to question 1.
13.	This contract contains FDOT specification 9-2.1.2 Bituminous Material Adjustments. Please clarify that all work orders no matter the timeframe and quantity of asphalt will receive bituminous adjustments per 9-2.1.2
Answer	No, the spec specifies 5000 tons or 365 Days. Each project will be bid individually and Bituminous adjustments will be made only when the current API (CAPI) varies by more than 5% of the API prevailing in the month when bids were received (BAPI), and then only on the portion that exceeds 5% as per the spec.
14.	<p>In the process of comparing the re-bid of Alternative Paving Methods - B220257ACN Specifications and Bid Sheet to the 2021 advertisement, we noticed a possible oversight in the exclusion of the item for Asphalt Rejuvenator. This process is typically included in bids like this and County staff had gone through the process of vetting this method with similar agencies. During the Prebid meeting it was mentioned that the pay items were not intentionally removed and to also submit the question in writing.</p> <p>Would it be possible to include back into this bid the specifications and pay items for Asphalt Rejuvenation. Following several other alternative pavement bids around the state, the suggested quantities to allow for beneficial pricing variations are as follows: 1 - 25,000 SY 25,001 – 100,000 SY 100,001 + SY</p>
Answer	Please see the answer to question 1.

12.	Would the county consider using the Asphalt Price Index (API) to adjust the emulsion items (APM-006b) in a similar fashion as they do the asphaltic concrete items?
Answer	Please see FDOT specification 9-2.1.2.

BIDDER/PROPOSER IS ADVISED, YOU ARE REQUIRED TO ACKNOWLEDGE RECEIPT OF THIS ADDENDUM WHEN SUBMITTING A BID/PROPOSAL. FAILURE TO COMPLY WITH THIS REQUIREMENT MAY RESULT IN THE BIDDER/PROPOSER BEING CONSIDERED NON-RESPONSIVE.

ALL OTHER TERMS AND CONDITIONS OF THE SOLICITATION DOCUMENTS ARE AND SHALL REMAIN THE SAME.

Amy Naranjo

Amy Naranjo
Procurement Analyst Direct Line: 239-533-8853
Lee County Procurement Management



Procurement Management Department
2115 Second Street, 1st Floor
Fort Myers, FL 33901
Main Line: (239) 533-8881
Fax Line: (239) 485-8383
www.leegov.com/procurement

Posted Date: May 18, 2022

Solicitation No.: B220257ACN

Solicitation Name: Alternative Paving Methods

Subject: Addendum Number 2

The following represents clarification, additions, deletions, and/or modifications to the above referenced bid. This addendum shall hereafter be regarded as part of the solicitation. Items not referenced herein remain unchanged, including the response date. Words, phrases or sentences with a strikethrough represent deletions to the original solicitation. Underlined words and bolded, phrases or sentences represent additions to the original solicitation.

OPEN DATE/BIDS DUE EXTENSION:

FROM: May 20, 2022 at 2:30 PM

TO: May 26, 2022 at 2:30 PM

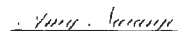
Notice to all bidders: This extension is being conducted to address all outstanding questions received prior to the question deadline. The question deadline has now passed. The County may not accept any additional questions as a result of the bid opening extension unless where deemed in the best interest of the County at its sole discretion. It remains the bidders' responsibility to monitor the County website for future project addenda and updates.

1. ATTACHMENT: NONE
2. QUESTIONS/ANSWERS

1.	Can you please clarify the following indicated for the Alternative Paving Methods -- Annual project. Is a bid needed or will a letter suffice ?
Answer	A bid bond is not required at the time of submission. A letter of bondability is requested from the Contractor's Surety Company. Please see Special Conditions, 7. Letter of Bondability, for further clarification.

BIDDER/PROPOSER IS ADVISED, YOU ARE REQUIRED TO ACKNOWLEDGE RECEIPT OF THIS ADDENDUM WHEN SUBMITTING A BID/PROPOSAL. FAILURE TO COMPLY WITH THIS REQUIREMENT MAY RESULT IN THE BIDDER/PROPOSER BEING CONSIDERED NON-RESPONSIVE.

ALL OTHER TERMS AND CONDITIONS OF THE SOLICITATION DOCUMENTS ARE AND SHALL REMAIN THE SAME.



Amy Naranjo
Procurement Analyst Direct Line: 239-533-8853
Lee County Procurement Management



[Department of State](#) / [Division of Corporations](#) / [Search Records](#) / [Detail By Document Number](#) /

Detail by Entity Name

Foreign Profit Corporation
ASPHALT PAVING SYSTEMS, INC.

Filing Information

Document Number F09000004818
FE/EIN Number 22-3787755
Date Filed 12/04/2009
State NJ
Status ACTIVE

Principal Address

500 N. EGG HARBOR RD.
HAMMONTON, NJ 08037

Mailing Address

P.O. BOX 530
HAMMONTON, NJ 08037

Registered Agent Name & Address

Capoferri, Robert, President
9021 Wire Road
Zephyrhills, FL 33540

Name Changed: 03/28/2018

Address Changed: 03/28/2018

Officer/Director Detail

Name & Address

Title PVPT

CAPOFERRI, ROBERT
2561 AQUA VISTA BOULEVARD
FT LAUDERDALE, FL 33301

Title S

MESSINA, KENNETH G
2555 WEYMOUTH ROAD
HAMMONTON, NJ 08037

Title Assistant Corporate Secretary

Cresswell, Noelle
8241 Shenandoah Run
Wesley Chapel, FL 33544

Title Asst. Treasurer

Plummer, Steven G
P.O. BOX 530
HAMMONTON, NJ 08037

Annual Reports

Report Year	Filed Date
2016	01/30/2016
2017	01/19/2017
2018	02/13/2018

Document Images

02/13/2018 -- ANNUAL REPORT	View image in PDF format
01/19/2017 -- ANNUAL REPORT	View image in PDF format
03/28/2016 -- AMENDED ANNUAL REPORT	View image in PDF format
01/30/2016 -- ANNUAL REPORT	View image in PDF format
05/11/2015 -- AMENDED ANNUAL REPORT	View image in PDF format
01/21/2015 -- ANNUAL REPORT	View image in PDF format
03/24/2014 -- ANNUAL REPORT	View image in PDF format
02/12/2013 -- ANNUAL REPORT	View image in PDF format
02/13/2012 -- ANNUAL REPORT	View image in PDF format
02/25/2011 -- ANNUAL REPORT	View image in PDF format
01/05/2011 -- ANNUAL REPORT	View image in PDF format
02/08/2010 -- ANNUAL REPORT	View image in PDF format
12/04/2009 -- Foreign Profit	View image in PDF format



Lee County Procurement Management
BID/PROPOSAL FORM

Company Name: Asphalt Paving Systems, Inc.

Solicitation # B220257ACN Solicitation Name Alternative Paving Methods - Annual

This page serves as a header/placeholder only. Please refer to the Excel document provided with the solicitation for the complete Bid Schedule. The Excel document contains formulas for convenience; however, it is the Contractor's responsibility to verify all pricing and calculations are CORRECT. Lee County is not responsible for errors in formulas or calculations contained within Excel document(s).

REMINDER: In the event there is a discrepancy between the total quoted amount, or the extended amounts and the unit prices quoted, the unit prices will prevail, and the corrected sum will be considered the quoted price.

The County will only accept bids submitted on bid forms provided by the County. Bids submitted on other forms, other than those provided by the County, will deem Bidder as non-responsive and ineligible for award.

Bidders may not adjust or modify data provided within the Bid/Proposal Form. Bids received with modified data may deem the Bidder as non-responsive and ineligible for award.

PLEASE ENSURE you have provided a printed copy of the Bid Schedule with your hard copy submission packages and provided the excel version with your digital submission package.

PRICING

Pricing shall be inclusive of all labor, equipment, supplies, overhead, profit, materials, and any other incidental costs required to perform and complete all work as specified herein.

Form 2 – Affidavit Certification of Immigration Laws



AFFIDAVIT CERTIFICATION IMMIGRATION LAWS

SOLICITATION NO.: **B220257ACN** SOLICITATION NAME: **Alternative Paving Methods - Annual**

LEE COUNTY WILL NOT INTENTIONALLY AWARD COUNTY CONTRACTS TO ANY CONTRACTOR WHO KNOWINGLY EMPLOYS UNAUTHORIZED ALIEN WORKERS, CONSTITUTING A VIOLATION OF THE EMPLOYMENT PROVISIONS CONTAINED IN 8 U.S.C. SECTION 1324 a(e) (SECTION 274A(e) OF THE IMMIGRATION AND NATIONALITY ACT ("INA").

LEE COUNTY MAY CONSIDER THE EMPLOYMENT BY ANY CONTRACTOR OF UNAUTHORIZED ALIENS A VIOLATION OF SECTION 274A(e) OF THE INA. SUCH VIOLATION BY THE RECIPIENT OF THE EMPLOYMENT PROVISIONS CONTAINED IN SECTION 274A(e) OF THE INA SHALL BE GROUNDS FOR UNILATERAL CANCELLATION OF THE CONTRACT BY LEE COUNTY. PROPOSER ATTESTS THAT THEY ARE FULLY COMPLIANT WITH ALL APPLICABLE IMMIGRATION LAWS (SPECIFICALLY TO THE 1986 IMMIGRATION ACT AND SUBSEQUENT AMENDMENTS).

BY REGISTERING AS A VENDOR, SUBMITTING A RESPONSE TO A SOLICITATION, OR ENTERING INTO A CONTRACT, YOU ARE OBLIGATED TO COMPLY WITH THE PROVISIONS OF SECTION 448.095, FLA. STAT., "EMPLOYMENT ELIGIBILITY." FURTHER, BY YOUR REGISTRATION AS A VENDOR, RESPONSE TO A SOLICITATION, ENTERING INTO A CONTRACT, YOU AFFIRM AND REPRESENT THAT YOU ARE REGISTERED WITH THE E-VERIFY SYSTEM AND ARE USING SAME, AND WILL CONTINUE TO USE SAME AS REQUIRED BY SECTION 448.095, F.S. COMPLIANCE WITH SECTION 448.095 INCLUDES, BUT IS NOT LIMITED TO, UTILIZATION OF THE E-VERIFY SYSTEM TO VERIFY THE WORK AUTHORIZATION STATUS OF ALL NEWLY HIRED EMPLOYEES, AND REQUIRING ALL SUBCONTRACTORS TO PROVIDE AN AFFIDAVIT ATTESTING THAT THE SUBCONTRACTOR DOES NOT EMPLOY, CONTRACT WITH, OR SUBCONTRACT WITH, AN UNAUTHORIZED ALIEN. FAILURE TO COMPLY WILL LEAD TO TERMINATION AS A VENDOR, DISQUALIFYING YOU FOR AWARD OF A SOLICITATION, DENIAL OF ENTERING INTO A CONTRACT AND/OR, CANCELLATION OF AN ACTIVE CONTRACT, OR IF YOUR SUBCONTRACTOR KNOWINGLY VIOLATES THE STATUTE, THE SUBCONTRACT MUST BE TERMINATED IMMEDIATELY. ANY CHALLENGE TO TERMINATION UNDER THIS PROVISION MUST BE FILED NO LATER THAN 20 CALENDAR DAYS AFTER THE DATE OF TERMINATION. IF TERMINATED FOR A VIOLATION OF THE STATUTE BY THE VENDOR, THE VENDOR MAY NOT BE ALLOWED TO DO BUSINESS WITH THE COUNTY OR BE AWARDED A SOLICITATION OR CONTRACT FOR A PERIOD OF 1 YEAR AFTER THE DATE OF TERMINATION. ALL COSTS INCURRED TO INITIATE AND SUSTAIN THE AFOREMENTIONED PROGRAMS SHALL BE THE RESPONSIBILITY OF THE VENDOR.

Company Name: Asphalt Paving Systems, Inc.

Robert Capoferri, President 5/24/2022

Signature Title Date

STATE OF Florida
COUNTY OF Pasco

The foregoing instrument was signed and acknowledged before me, by means of ☒ physical presence or ☐ online notarization, this 24th day of May, 2022, by Robert Capoferri who has produced
(Print or Type Name)

N/A as identification.

(Type of Identification and Number)

[Signature]

Notary Public Signature

Amanda R. Reichart

Printed Name of Notary Public

HH214726 / January 22, 2026

Notary Commission Number/Expiration



AMANDA R. REICHART
Commission # HH 214726
Expires January 22, 2026

The signee of this Affidavit guarantees, as evidenced by the sworn affidavit required herein, the truth and accuracy of this affidavit to interrogatories hereinafter made. **LEE COUNTY RESERVES THE RIGHT TO REQUEST SUPPORTING DOCUMENTATION, AS EVIDENCE OF SERVICES PROVIDED, AT ANY TIME.**

Form 3 - Reference Survey


Lee County Procurement Management
Reference Survey

****REQUIRED OF THE LOWEST APPARENT BIDDER ONLY****

Reference surveys submitted can be a maximum of twelve (12) months old. If using a previous reference, Proposers must clearly identify the project name and number the reference is being submitted for.

Project Name & Number: Roadway Resurfacing Piggyback Contract

Section 1		Reference Respondent Information		Please return completed form to:	
FROM:		Bruce Black		Bidder/Proposer: Asphalt Paving Systems, Inc.	
COMPANY:		Daytona Beach Public Works		Due Date: 6/15/2022	
PHONE #:		386-671-8563		Total # Pages: 1	
FAX #:				Phone #: 813-788-0010 Fax #: 813-788-0020	
EMAIL:		blackbruce@codb.us		Bidder/Proposer E-Mail: amandareichartaps@gmail.com	
Section 2		Enter Bidder/Proposer Information, as applicable Similar Performed Project (Bidder/Proposer to enter details of a project performed for above reference respondent)			
Bidder/Proposer Name:		Asphalt Paving Systems, Inc.			
Reference Project Name:		Project Address:		Project Cost:	
Roadway Resurfacing Piggyback Contract		Various Roads Throughout Daytona Beach		\$611,000.00	
Summarize Scope:		2codb.us			
Full Depth Reclamation (W/ Cement & Emulsion) Mill & Overlay, & Sod Work					
You as an individual or your company has been given as a reference on the project identified above. Please provide your responses in Section 3 below.					
Section 3					Indicate: "Yes" or "No"
1. Did this company have the proper resources and personnel by which to get the job done?					yes
2. Were any problems encountered with the company's work performance?					NO
3. Were any change orders or contract amendments issued, other than owner initiated?					NO
4. Was the job completed on time?					yes
5. Was the job completed within budget?					yes
6. On a scale of one to ten, ten being best, how would you rate the overall work performance, considering professionalism; final product; personnel; resources. Rate from 1 to 10. (10 being highest)					10
7. If the opportunity were to present itself, would you rehire this company?					yes
8. Please provide any additional comments pertinent to this company and the work performed for you:					
APS inc. is a great company. They do an outstanding job with Full Depth Reclamation					

Section 4	Please submit non-Lee County employees as references
Reference Name (Print Name)	Bruce Black
Reference Signature	

Form 3 - Reference Survey

Lee County Procurement Management
Reference Survey

****REQUIRED OF THE LOWEST APPARENT BIDDER ONLY****

Reference surveys submitted can be a maximum of twelve (12) months old. If using a previous reference, Proposers must clearly identify the project name and number the reference is being submitted for.

Project Name & Number: Countywide Pavement Maintenance & Rehabilitation Continuing Services Bid No. 21-97

Section 1		Reference Respondent Information		Please return completed form to:	
FROM:	Tommy Mashburn			Bidder/Proposer:	Asphalt Paving Systems, Inc.
COMPANY:	St Johns County Public Works			Due Date:	6/15/2022
PHONE #:	904-209-0184			Total # Pages:	1
FAX #:				Phone #:	813-788-0010
EMAIL:	tmashburn@sjcfl.us			Fax #:	813-788-0020
				Bidder/Proposer E-Mail: amandareichertaps@gmail.com	
Section 2		Enter Bidder/Proposer Information, as applicable Similar Performed Project (Bidder/Proposer to enter details of a project performed for above reference respondent)			
Bidder/Proposer Name:		Asphalt Paving Systems, Inc.			
Reference Project Name:		Project Address:		Project Cost:	
Countywide Pavement Maintenance & Rehabilitation Continuing Services		Various Roads Throughout St Johns County		\$3,200,000.00	
Summarize Scope:					
Full Depth Reclamation (W/ Cement & Emulsion) & Sod Work					
You as an individual or your company has been given as a reference on the project identified above. Please provide your responses in Section 3 below.					
Section 3					Indicate: "Yes" or "No"
1. Did this company have the proper resources and personnel by which to get the job done?					Yes
2. Were any problems encountered with the company's work performance?					No
3. Were any change orders or contract amendments issued, other than owner initiated?					No
4. Was the job completed on time?					Yes
5. Was the job completed within budget?					Yes
6. On a scale of one to ten, ten being best, how would you rate the overall work performance, considering professionalism; final product; personnel; resources. Rate from 1 to 10. (10 being highest)					8
7. If the opportunity were to present itself, would you rehire this company?					Yes
8. Please provide any additional comments pertinent to this company and the work performed for you:					

Section 4 Please submit non-Lee County employees as references

Reference Name (Print Name) Thomas Mashburn

Reference Signature 

Form 3 - Reference Survey

Lee County Procurement Management
Reference Survey

****REQUIRED OF THE LOWEST APPARENT BIDDER ONLY****

Reference surveys submitted can be a maximum of twelve (12) months old. If using a previous reference, Proposers must clearly identify the project name and number the reference is being submitted for.

Project Name & Number: Roadway Surfacing, Reconstruction & Preservation Bid No. 20-062

Section 1		Reference Respondent Information		Please return completed form to:		
FROM:	Shannon Mieras			Bidder/Proposer:	Asphalt Paving Systems, Inc.	
COMPANY:	St Lucie County Public Works			Due Date:	6/15/2022	
PHONE #:	772-462-1813			Total # Pages:	1	
FAX #:				Phone #:	813-788-0010	
EMAIL:	mierass@stlucieco.org			Fax #:	813-788-0020	
					Bidder/Proposer E-Mail:	amandareichertaps@gmail.com
Section 2		Enter Bidder/Proposer Information, as applicable Similar Performed Project (Bidder/Proposer to enter details of a project performed for above reference respondent)				
Bidder/Proposer Name:		Asphalt Paving Systems, Inc.				
Reference Project Name:	Project Address:	Project Cost:				
Roadway Surfacing, Reconstruction & Preservation	Various Roads Throughout St Lucie County	\$6,467,938.39				
Summarize Scope:						
Full Depth Reclamation (W/ Cement & Emulsion) Mill & Overlay, & Sod Work						
You as an individual or your company has been given as a reference on the project identified above. Please provide your responses in Section 3 below.						
Section 3					Indicate: "Yes" or "No"	
1. Did this company have the proper resources and personnel by which to get the job done?					YES	
2. Were any problems encountered with the company's work performance?					NO	
3. Were any change orders or contract amendments issued, other than owner initiated?					NO	
4. Was the job completed on time?					YES	
5. Was the job completed within budget?					YES	
6. On a scale of one to ten, ten being best, how would you rate the overall work performance, considering professionalism; final product; personnel; resources. Rate from 1 to 10. (10 being highest)					8	
7. If the opportunity were to present itself, would you rehire this company?					YES	
8. Please provide any additional comments pertinent to this company and the work performed for you: APS is currently under the second roadway surfacing contract of my tenure at Road & Bridge and always perform to the County's expectations. Any issues encountered on projects are addressed to both parties satisfaction.						

Section 4 Please submit non-Lee County employees as references

Shannon Mieras, St. Lucie County Road & Bridge Division Senior Project Manager

Reference Name (Print Name)

Shannon Mieras

Reference Signature

Form 4 - Negligence or Breach of Contract Disclosure Form



ALLEGED NEGLIGENCE OR BREACH OF CONTRACT
DISCLOSURE FORM

Please fill in the form below. Provide each incident in regard to alleged negligence or breach of contract that has occurred over the past 10 years. Please complete in chronological order with the most recent incident on starting on page 1.

Company Name: Asphalt Paving Systems, Inc.

Type of Incident Alleged Negligence or Breach of Contract	Incident Date And Date Filed	Plaintiff (Who took action against your company)	Case Number	Court County/State	Project	Claim Reason (Initial circumstances)	Final Outcome (Who prevailed)
None							

Make as many copies of this sheet as necessary in order to provide a ten (10) year history of the requested information. If there is no action pending or action taken in the last ten (10) years, complete the company name and write "NONE" in the first "Type of Incident" box of this page and return with your submission package. This form should also include the primary partners listed in your submission. Do not include litigation with your company as the plaintiff. Final outcome should include who prevailed and what method of settlement was made. If a monetary settlement was made, the amount may remain anonymous. Please do not modify this form (expansion of spacing allowed) or submit your own variation.

Page Number: Of Total pages

Update the page number to reflect the current page and the total number of pages. Example: Page 3, of 5 total submitted pages of this form.

Form 5 - Affidavit Principal Place of Business



AFFIDAVIT PRINCIPAL PLACE OF BUSINESS

Instructions: Please complete all information that is applicable to your firm.

Company Name: Asphalt Paving Systems, Inc.

Robert Capoferri
Printed name of authorized signer

President
Title

[Signature]
Authorized Signature

5/24/2022
Date

The signer of this affidavit guarantees, as evidenced by the sworn affidavit required herein, the truth and accuracy of this affidavit to interrogatories hereinafter made. **LEE COUNTY RESERVES THE RIGHT TO REQUEST SUPPORTING DOCUMENTATION, AS EVIDENCE OF SERVICES PROVIDED, AT ANY TIME.**

The foregoing instrument was signed and acknowledged before me, by means of ☒ physical presence or ☐ online notarization, this 24th day of May 2022, by Robert Capoferri who has produced
(Print or Type Name)

n/a as identification.
(Type of Identification and Number)

Notary:

State of
County of

Florida
Pasco



AMANDA R. REICHART
Commission # HH 214726
Expires January 22, 2026

[Signature]
Notary Public Signature

HH 214726 / January 22, 2026
Notary Commission Number and expiration

1. Principal place of business is located within the boundaries of: Lee County
☒ Non-Local
Local Business Tax License # n/a
2. Address of Principal Place of Business: 8940 Gall Blvd. Zephyrhills, FL 33541
3. Number of years at this location 10 years
4. Have you provided goods or services to Lee County on a regular basis within the past 3 consecutive years
☒ Yes* ☐ No *If yes, attach contractual history for past 3 consecutive years
5. Number of available employees for this Contract 100
6. Does your company have a Drug Free Workplace Policy ☒ Yes ☐ No Annual Contract No. B170265ANB Alternative Paving Methods

Form 6 - Sub-contractor/consultant List



SUB-CONTRACTOR/CONSULTANT LIST

Sub-Contractor/Consultant Company Name	Area Of Work	Point Of Contact Or Project Supervisor	Contact Info Phone or Email	Qualified DBE, MBE, WBE, VBE or Similar	Amount or Percentage of Total
McShea Contracting	Line Striping	Chris Shea	(239) 368-5200	—	TBD

Please include sub-contractor/consultant name, area of work (i.e., mechanical, electrical, etc.) and a valid phone number and/or email. Also include the dollar value or percentage that the sub-contractor/consultant will be performing. If sub-contractor/consultant qualifies as a current certificate Florida Certified Business Enterprise such as MBE, WBE, DBE, VBE or similar please indicate such above and provide proof of

Public Entity Crime Form

This form must be signed and sworn to in the presence of a notary public or other officer authorized to administer oaths.

1. This sworn statement is submitted to Lee County
(Print name of the public entity)
by Robert Capoferri, President
(Print individual's name and title)
for Asphalt Paving Systems, Inc.
(Print name of entity submitting sworn statement)
whose business address is 9021 Wire Road Zephyrhills, FL 33540
(If applicable) its Federal Employer Identification Number (FEIN) is 22-3787755
(If the entity has no FEIN, include the Social Security Number of the individual signing this sworn statement: On the attached sheet.) Required as per IRS Form W-9.
2. I understand that a "public entity crime" as defined in Section 287.133(1) (g), Florida Statutes, means a violation of any state or federal law by a person with respect to and directly related to the transaction of business with any public entity or with an agency or political subdivision of any other state or with the United States, including but not limited to, a bid or contract for goods or services to be provided to any public entity or agency or political subdivision or any other state or of the United States, and involving antitrust, fraud, theft, bribery, collusion, racketeering, conspiracy, or material misrepresentation.
3. I understand that "convicted" or "conviction" as defined in Section 287.133(1) (b), Florida Statutes, means a finding of guilt or a conviction of a public entity crime, with or without an adjudication of guilt, in any federal or state trial court of record relating to charges brought by indictment or information after July 1, 1989, as a result of a jury verdict, nonjury trial, or entry of a plea of guilty or nolo contendere.
4. I understand that "affiliate" as defined in Section 287.133(1)(a), Florida Statutes, means:
 1. A predecessor or successor of a person convicted of a public entity crime:
or
 2. An entity under the control of any natural person who is active in the management of the entity and who has been convicted of a public entity crime. The term "affiliate" includes those officers, directors, executives, partners, shareholders, employees, members, and agents who are active in the management of the affiliate. The ownership by one person of shares constituting a controlling interest in another person, or a pooling of equipment or income among persons when not fair market value under an arm's length Agreement/Contract, shall be a facie case that one person controls another person. A person who knowingly enters into a joint venture with a person who has been convicted of a public entity crime in Florida during the preceding thirty-six (36) months shall be considered an affiliate.
5. I understand that a "person" as defined in Section 287.133(1) (c), Florida Statutes, means any natural person or entity organized under the laws of any state or of the United States with the legal power to enter a binding contract and which bids or applies to bid on contracts for the provision of goods or services let by a public entity, or which otherwise transacts or applies to transact business with a public entity. The term "person" includes those officers, directors, executives, partners, shareholders, employees, members, and agents who are active in management of the entity.
6. Based on information and belief, the statement which I have marked below is true in relation to the entity submitting those sworn statement. (Please indicate which statement applies)

X Neither the entity submitting this sworn statement, nor any officers, directors, executives, partners, shareholders, employees, members, and agents who are active in management of an entity nor affiliate of the entity have been charged with and convicted of a public entity crime subsequent to July 1, 1989.

_____ The entity submitting this sworn statement, or one or more of the officers, directors, executives, partners, shareholders, employees, member, or agents who are active in management of the entity, or an affiliate of the entity have been charged with and convicted of a public entity crime subsequent to July 1, 1989.

_____ The entity submitting this sworn statement, or one or more of its officers, directors, executives, partners, shareholders, employees, member, or agents who are active in management of the entity, or an affiliate of the entity has been charged with and convicted of a public entity crime subsequent to July 1, 1989. However, there has been subsequent proceeding before a Hearing Officer of the State of Florida, Division of Administrative Hearing and the Final Order entered by the Hearing Officer determined that it was not in the public interest to place the entity submitting this sworn statement on the convicted vendor list. (Attach a copy of the final order)

I UNDERSTAND THAT THE SUBMISSION OF THIS FORM TO THE CONTRACTING OFFICER FOR THE PUBLIC ENTITY IDENTIFIED IN PARAGRAPH ONE ABOVE IS FOR THAT PUBLIC ENTITY ONLY AND THAT THIS FORM IS VALID THROUGH DECEMBER 31 OF THE CALENDAR YEAR IN WHICH IT IS FILED. I ALSO UNDERSTAND THAT I AM REQUIRED TO INFORM THE PUBLIC ENTITY PRIOR TO ENTERING INTO A CONTRACT IN EXCESS OF THE THRESHOLD AMOUNT PROVIDED IN SECTION 287.017, FLORIDA STATUTES, FOR CATEGORY TWO OR ANY CHANGE IN THE INFORMATION CONTAINED IN THIS FORM.

(Signature) Robert Capoferri

5/24/2022

(Date)

STATE OF Florida

COUNTY OF Pasco

Sworn to (or affirmed) and subscribed before me, by means of ☒ physical presence or ☐ online notarization, this 24th day of May 2022, by Robert Capoferri who has produced
(Print or Type Name)

N/A as identification.
(Type of Identification and Number)

(Signature)
Notary Public Signature

Amanda R. Reichart
Printed Name of Notary Public



AMANDAR REICHART
Commission # HH 214726
Expires January 22, 2026

HH 214726 / January 22, 2026
Notary Commission Number/Expiration

Form 8 - Trench Safety

**NOT APPLICABLE AT TIME OF BID SUBMISSION
MAY BE REQUIRED WITH CPA REQUEST FOR QUOTE**

TRENCH SAFETY

Contractor/vendor acknowledges that included in the appropriate Solicitation items of the Solicitation and in the total Solicitation price are costs for complying with the Florida Trench Safety Act (90-96, Laws of Florida) effective October 1, 1990. The contractor/vendor further identifies the costs of such compliance to be summarized below:

	Trench Safety Measure (Description)	Units of Measure (LF, SF)	Unit (Quantity)	Unit Cost	Extended Cost
A.	N/A	N/A	N/A	N/A	N/A
B.					
C.					
D.					
TOTAL \$ N/A					

If applicable, the contractor/vendor certifies that all trench excavation done within its control in excess of five feet (5') in depth shall be in accordance with the Florida Department of Transportation's Special Provisions Article 125-1 and Sub-article 125-4.1 (TRENCH EXCAVATION SAFETY SYSTEM AND SHORING, SPECIAL-TRENCH EXCAVATION).

Failure to complete the above may result in the Solicitation being declared non-responsive.

(Signature)
Asphalt Paving Systems, Inc.
(Company Name)

STATE OF Florida
COUNTY OF Pasco

The foregoing instrument was signed and acknowledged before me, by means of ☒ physical presence or ☐ online notarization, this 24th day of May, 2022, by Robert Capoferri who has produced

n/a as identification.
(Type of Identification and Number)

(Print or Type Name)

(Signature)
(NOTARY PUBLIC)



AMANDA R. REICHART
Commission # HH 214726
Expires January 22, 2026

My Commission Expires: January 22, 2026

LETTER OF BONDABILITY NOTICE

This bid does not require a Bid Bond; however, the Contractor is requested to provide a Letter of Bondability from their Surety Company showing their bonding capacity with their bid submission. Any issuer of a Letter of Bondability must be licensed to transact a fidelity and surety business in the State of Florida, with an A.M. Best rating of B or better.

Please attach to this notice your Letter of Bondability



May 19, 2022

Lee County
2115 Second Street, 1st Floor
Fort Myers, FL 33901

RE: Asphalt Paving Systems, Inc. – Solicitation No. B220257ACN- Name- Alternative Paving Methods

To Whom It May Concern:

Please accept this letter as confirmation that the Hartford Fire Insurance Company presently provides a surety bond program for Asphalt Paving Systems, Inc. and affiliates. This program will respond to individual projects upwards of \$20,000,000 within an aggregate uncompleted backlog of \$60,000,000. This program presumes the work to be of a scope and size consistent with their previous experience and we reserve the right to practice normal underwriting of each bond at the time it is requested.

We consider Asphalt Paving Systems, Inc. to be intelligently managed, well financed and possessing both experienced field force supervision, as well as a significant equipment fleet necessary to prosecute their work.

Hartford Fire is rated "A+" by AM Best and is listed on the U.S. Department of Treasury with an underwriting limitation of \$1,124,726,000.

Very truly yours,

Steven G. Raffuel
Attorney-in-Fact
Hartford Fire Insurance Company
(P) 609-924-2426
(F) 609-498-7565



POWER OF ATTORNEY

Direct Inquiries/Claims to:

THE HARTFORD

BOND, T-11

One Hartford Plaza

Hartford, Connecticut 06155

Bond.Claims@thehartford.com

call: 888-286-3488 or fax: 860-757-5835

KNOW ALL PERSONS BY THESE PRESENTS THAT:

Agency Name: THE RAFFUEL SURETY GROUP

Agency Code: 13-653536

- ☒ Hartford Fire Insurance Company, a corporation duly organized under the laws of the State of Connecticut
☒ Hartford Casualty Insurance Company, a corporation duly organized under the laws of the State of Indiana
☒ Hartford Accident and Indemnity Company, a corporation duly organized under the laws of the State of Connecticut
☐ Hartford Underwriters Insurance Company, a corporation duly organized under the laws of the State of Connecticut
☐ Twin City Fire Insurance Company, a corporation duly organized under the laws of the State of Indiana
☐ Hartford Insurance Company of Illinois, a corporation duly organized under the laws of the State of Illinois
☐ Hartford Insurance Company of the Midwest, a corporation duly organized under the laws of the State of Indiana
☐ Hartford Insurance Company of the Southeast, a corporation duly organized under the laws of the State of Florida

having their home office in Hartford, Connecticut, (hereinafter collectively referred to as the "Companies") do hereby make, constitute and appoint, up to the amount of Unlimited:

Cecelia D. Brown, Steven G. Raffuel of PRINCETON, New Jersey

their true and lawful Attorney(s)-in-Fact, each in their separate capacity if more than one is named above, to sign its name as surety(ies) only as delineated above by ☒, and to execute, seal and acknowledge any and all bonds, undertakings, contracts and other written instruments in the nature thereof, on behalf of the Companies in their business of guaranteeing the fidelity of persons, guaranteeing the performance of contracts and executing or guaranteeing bonds and undertakings required or permitted in any actions or proceedings allowed by law.

In Witness Whereof, and as authorized by a Resolution of the Board of Directors of the Companies on May 23, 2016 the Companies have caused these presents to be signed by its Assistant Vice President and its corporate seals to be hereto affixed, duly attested by its Assistant Secretary. Further, pursuant to Resolution of the Board of Directors of the Companies, the Companies hereby unambiguously affirm that they are and will be bound by any mechanically applied signatures applied to this Power of Attorney.



Shelby Wiggins

Shelby Wiggins, Assistant Secretary

Joelle L. LaPierre

Joelle L. LaPierre, Assistant Vice President

STATE OF FLORIDA

COUNTY OF SEMINOLE

ss. Lake Mary

On this 20th day of May, 2021, before me personally came Joelle LaPierre, to me known, who being by me duly sworn, did depose and say: that (s)he resides in Seminole County, State of Florida; that (s)he is the Assistant Vice President of the Companies, the corporations described in and which executed the above instrument; that (s)he knows the seals of the said corporations; that the seals affixed to the said instrument are such corporate seals; that they were so affixed by authority of the Boards of Directors of said corporations and that (s)he signed his/her name thereto by like authority.



Jessica Ciccone

Jessica Ciccone
My Commission HH 122380
Expires June 20, 2025

I, the undersigned, Assistant Vice President of the Companies, DO HEREBY CERTIFY that the above and foregoing is a true and correct copy of the Power of Attorney executed by said Companies, which is still in full force effective as of May 19, 2022.

Signed and sealed in Lake Mary, Florida.



Keith D. Dozois

Keith D. Dozois, Assistant Vice President

HARTFORD FIRE INSURANCE COMPANY

Hartford, Connecticut

Financial Statement, December 31, 2020

Statutory Basis

ASSETS		LIABILITIES	
U.S. Government Bonds	\$ 822,048,138	Reserve for Claims	\$ 9,568,594,895
Bonds of Other Governments	145,404,785	and Claim Expense	2,080,982,281
State, County Municipal		Reserve for Unearned Premiums	39,764,817
Miscellaneous Bonds	7,673,274,628	Reserve for Taxes, License	1,883,565,726
Stocks	5,813,449,034	and Fees	
Short Term Investments	371,408,387	Miscellaneous Liabilities	
	<u>\$ 14,825,584,972</u>	Total Liabilities	<u>\$ 13,572,907,518</u>
Real Estate	\$ 316,014,806	Capital Paid In	\$ 55,320,000
Cash	56,518,067	Surplus	11,191,938,518
Agents' Balances (Under 90 Day)	2,844,035,257	Surplus as regards Policyholders	\$ 11,247,258,518
Other Invested Assets	3,879,799,822	Total Liabilities, Capital	
Miscellaneous	2,898,213,113	and Surplus	<u>\$ 24,820,166,037</u>
Total Admitted Assets	<u>\$ 24,820,166,037</u>		

STATE OF FLORIDA
SEMINOLE COUNTY
CITY OF LAKE MARY


} ss.

Joelle L. LaPierre, Assistant Vice President and Shelby Wiggins, Assistant Secretary of the Hartford Fire Insurance Company, being duly sworn, each deposes and say that the foregoing is a true and correct statement of the said company's financial condition as of December 31, 2020.

Subscribed and sworn to before me this
22nd day of March, 2021.

Jessica Ciccone

Notary Public



Joelle L. LaPierre
Assistant Vice President

Shelby Wiggins
Assistant Secretary



PROCUREMENT MANAGEMENT DEPARTMENT
BID/PROPOSAL FORM

COMPANY NAME: Asphalt Paving Services, Inc.

ALLOCATION: Alternative Paving Methods - Project

Having carefully examined the Contract Documents, Contractor/Vendor proposes to furnish the following which meeting these specifications.

PRICING

Pricing shall be inclusive of all labor, equipment, supplies, overhead, profit, material, and any other incidental costs required to perform and complete all work as specified in the Contract Documents. All Unit Prices will be bid at the nearest whole penny. The Excel document contains formulas for convenience, however it is the Contractor's/Vendor's responsibility to verify all pricing and calculations are CORRECT. Lee County is not responsible for errors in formulas or calculations contained within Excel document(s).

In the event there is a discrepancy between a subtotal or total amount and the unit prices and extended amounts, the unit prices will prevail and the corrected extension(s) and total(s) will be considered the price.

The County will only accept bids submitted on bid forms provided by the County. Bids submitted on other forms, other than those provided by the County, will be deemed non-responsive and ineligible for award.

PLEASE ENSURE you have provided a printed copy of the Bid Schedule with your hard copy submission packages and provided the excel version with your digital submission package.

Alternative Paving Method

Mobilization/Maintenance of Traffic

Item	Description	Unit of Measure	Estimated Quantity	Unit Price
101-1	Mobilization	1	%	5.00%
101-1N	Night Work Mobilization	1	%	10.00%
102-1	Maintenance of Traffic	1	%	5.00%
102-1N	Maintenance of Traffic Nightwork	1	%	10.00%

Asphalt, Earthwork and Concrete

Item	Description	Unit of Measure	Estimated Quantity	Unit Price
104-12	Staked Silt Fence	50-500	LF	NB
104-12	Staked Silt Fence	501+	LF	NB
110-1-1	Clearing and Grubbing	1	AC	NB
110-1	Curb and Gutter Removal	25-250	LF	NB
110-1	Curb and Gutter Removal	251-500+	LF	NB
110-2	Miscellaneous Concrete Removal	50-500	SY	NB
110-2	Miscellaneous Concrete Removal	501-1000+	SY	NB
110-3	Existing Pipe Removal	10-200	LF	NB
110-3	Existing Pipe Removal	201-500+	LF	NB
110-4	Removal of Existing Pavement	20-500	SY	NB
110-4	Removal of Existing Pavement	501-1000+	SY	NB
120-1	Roadway Excavation	201-500	CY	NB
120-1	Roadway Excavation	501-1000+	CY	NB
120-4	Swale Grading	20-200	LF	NB
120-4	Swale Grading	201-500+	LF	NB
120-5	Embankment (Truckload)	1-200	CY	NB
120-6	Embankment (Truckload)	201-500+	CY	NB
121-70-2	Flowable Fill	1-20	CY	NB
121-70-2	Flowable Fill	20+	CY	NB
285-7	Asphaltic Base Course	20-200	TN	NB
285-7	Asphaltic Base Course	201-500	TN	NB
285-7	Asphaltic Base Course	501-1000+	TN	NB
327-70-1	Milling (1")	1-200	SY	NB
327-70-1	Milling (1")	201-500	SY	NB
327-70-1	Milling (1")	501-1000+	SY	NB
327-70-6	Milling (1.5")	1-200	SY	NB
327-70-6	Milling (1.5")	201-500	SY	NB
327-70-6	Milling (1.5")	501-1000+	SY	NB
327-70-5	Milling (2")	1-200	SY	NB
327-70-5	Milling (2")	201-500	SY	NB
327-70-5	Milling (2")	501-1000+	SY	NB
327-70-4	Milling (3")	1-200	SY	NB
327-70-4	Milling (3")	201-500	SY	NB
327-70-4	Milling (3")	501-1000+	SY	NB
327-70-7	Milling (4")	1-200	SY	NB
327-70-7	Milling (4")	201-500	SY	NB
327-70-7	Milling (4")	501-1000+	SY	NB
327-70-10	Milling (5")	1-200	SY	NB
327-70-10	Milling (5")	201-500	SY	NB
327-70-10	Milling (5")	501-1000+	SY	NB
327-70-23	Milling (6")	1-200	SY	NB
327-70-23	Milling (6")	201-500	SY	NB
327-70-23	Milling (6")	501-1000+	SY	NB
331-1	Asphaltic Concrete Type "S-1"	20-200	TN	NB
331-1	Asphaltic Concrete Type "S-1"	201-500	TN	NB
331-1	Asphaltic Concrete Type "S-1"	501-1000+	TN	NB
331-2	Asphaltic Concrete Type "S-3"	20-200	TN	NB
331-2	Asphaltic Concrete Type "S-3"	201-500	TN	NB
331-2	Asphaltic Concrete Type "S-3"	501-1000+	TN	NB

334-1-13A	SuperPave Asphaltic Concrete 9.5 Traffic C	1-200	TN	NB
334-1-13A	SuperPave Asphaltic Concrete 9.5 Traffic C	201-500	TN	NB
334-1-13A	SuperPave Asphaltic Concrete 9.5 Traffic C	501-1000+	TN	NB
334-1-13B	SuperPave Asphaltic Concrete 12.5 Traffic C	1-200	TN	NB
334-1-13B	SuperPave Asphaltic Concrete 12.5 Traffic C	201-500	TN	NB
334-1-13B	SuperPave Asphaltic Concrete 12.5 Traffic C	501-1000+	TN	NB
334-1-14A	SuperPave Asphaltic Concrete 9.5 Traffic D	1-200	TN	NB
334-1-14A	SuperPave Asphaltic Concrete 9.5 Traffic D	201-500	TN	NB
334-1-14A	SuperPave Asphaltic Concrete 9.5 Traffic D	501-1000+	TN	NB
334-1-14B	SuperPave Asphaltic Concrete 12.5 Traffic D	1-200	TN	NB
334-1-14B	SuperPave Asphaltic Concrete 12.5 Traffic D	201-500	TN	NB
334-1-14B	SuperPave Asphaltic Concrete 12.5 Traffic D	501-1000+	TN	NB
334-1-23	Superpave Asphaltic concrete traffic C, PG 76-22,PMA	1-200	TN	NB
334-1-23	Superpave Asphaltic concrete traffic C, PG 76-22,PMA	201-500	TN	NB
334-1-23	Superpave Asphaltic concrete traffic C, PG 76-22,PMA	501-1000+	TN	NB
334-1-53A	SUPERPAVE ASPHALTIC CONCRETE 9.5, TRAFFIC C, PG76-22	1-200	TN	NB
334-1-53A	SUPERPAVE ASPHALTIC CONCRETE 9.5, TRAFFIC C, PG76-22	201-500	TN	NB
334-1-53A	SUPERPAVE ASPHALTIC CONCRETE 9.5, TRAFFIC C, PG76-22	501-1000+	TN	NB
334-1-53B	SUPERPAVE ASPHALTIC CONCRETE 12.5, TRAFFIC C, PG76-22	1-200	TN	NB
334-1-53B	SUPERPAVE ASPHALTIC CONCRETE 12.5, TRAFFIC C, PG76-22	201-500	TN	NB
334-1-53B	SUPERPAVE ASPHALTIC CONCRETE 12.5, TRAFFIC C, PG76-22	501-1000+	TN	NB
337-7-82	ASPHALT CONCRETE FRICTION COURSE,TRAFFIC C, FC- 9.5, PG 76-	1-200	TN	NB
337-7-82	ASPHALT CONCRETE FRICTION COURSE,TRAFFIC C, FC- 9.5, PG 76-	201-500	TN	NB
337-7-82	ASPHALT CONCRETE FRICTION COURSE,TRAFFIC C, FC- 9.5, PG 76-	501-1000+	TN	NB
337-7-83	ASPHALT CONCRETE FRICTION COURSE,TRAFFIC C, FC- 12.5, PG 76-	1-200	TN	NB
337-7-83	ASPHALT CONCRETE FRICTION COURSE,TRAFFIC C, FC- 12.5, PG 76-	201-500	TN	NB
337-7-83	ASPHALT CONCRETE FRICTION COURSE,TRAFFIC C, FC- 12.5, PG 76-	501-1000+	TN	NB
425-1	Adjusting Manholes (Metal Riser Rings)	1-5	EA	NB
425-1	Adjusting Manholes (Metal Riser Rings)	6-10	EA	NB
425-1	Adjusting Manholes (Metal Riser Rings)	11-20+	EA	NB
425-2	Adjusting Valve Boxes (Metal Riser Rings)	1-5	EA	NB
425-2	Adjusting Valve Boxes (Metal Riser Rings)	6-10	EA	NB
425-2	Adjusting Valve Boxes (Metal Riser Rings)	11-20+	EA	NB
430-175-118	18" RCP CD - CLASS III	1-200	LF	NB
430-175-118	18" RCP CD - CLASS III	201-500+	LF	NB
430-175-218	14"X23" ERCP CD - CLASS III	1-200	LF	NB
430-175-218	14"X23" ERCP CD - CLASS III	201-500+	LF	NB
430-982-125	MITERED END SECTION, 18" CD	1	EA	NB
430-982-825	MITERED END SECTION, ELLIPTICAL, 14"X23" CD	1	EA	NB
520-1-7	CONCRETE CURB & GUTTER, TYPE E	10-25	LF	NB
520-1-7	CONCRETE CURB & GUTTER, TYPE E	26+	LF	NB
520-1-10	CONCRETE CURB & GUTTER, TYPE F	10-25	LF	NB
520-1-10	CONCRETE CURB & GUTTER, TYPE F	26+	LF	NB
520-2-1	CONCRETE CURB, TYPE A	10-25	LF	NB
520-2-1	CONCRETE CURB, TYPE A	26+	LF	NB
520-2-2	CONCRETE CURB, TYPE B	10-25	LF	NB
520-2-2	CONCRETE CURB, TYPE B	26+	LF	NB
520-2-4	CONCRETE CURB, TYPE D	10-25	LF	NB
520-2-4	CONCRETE CURB, TYPE D	26+	LF	NB
520-2-8	CONCRETE CURB, TYPE RA	10-25	LF	NB
520-2-8	CONCRETE CURB, TYPE RA	26+	LF	NB
522-2	Concrete Sidewalk - (6" thickness)	20-100	SY	NB
522-2	Concrete Sidewalk - (6" thickness)	101-250+	SY	NB
527-2	Detectable Warning Surfaces (Inset) *	10-50	SF	NB
527-2	Detectable Warning Surfaces (Inset) *	51-100+	SF	NB
527-3	Det. Warning Surf. (Screwdown Retro-Fit)	10-50	SF	NB
527-3	Det. Warning Surf. (Screwdown Retro-Fit)	51-100	SF	NB
570-1-2A	PERFORMANCE TURF, SOD (Bahia)	100-500	SY	NB
570-1-2A	PERFORMANCE TURF, SOD (Bahia)	501-1000+	SY	NB
570-1-2B	PERFORMANCE TURF, SOD (Floritam)	100-500	SY	NB
570-1-2B	PERFORMANCE TURF, SOD (Floritam)	501-1000+	SY	NB
650-2-102	Loop Assembly, F&I - Type B	1	AS	NB
650-2-106	Loop Assembly, F&I - Type F	1	AS	NB

Striping / Pavement Markings

Item	Description	Unit of Measure	Estimated Quantity	Unit Price
704-1	Tubular Markers	1-25	EA	\$ 125.00
704-1	Tubular Markers	26+	EA	\$ 90.00
706-1	Reflective Pavement Markings (RPM's)	20-80	EA	\$ 15.00
706-1	Reflective Pavement Markings (RPM's)	61-100+	EA	\$ 7.00
710-1	6" Solid Traffic Stripe (paint)	1-200	LF	\$ 6.00
710-1	6" Solid Traffic Stripe (paint)	201-500	LF	\$ 1.50
710-1	6" Solid Traffic Stripe (paint)	501-1000+	LF	\$ 0.75
710-2	12" Solid Traffic Stripe (paint)	1-25	LF	\$ 14.00
710-2	12" Solid Traffic Stripe (paint)	26-50	LF	\$ 6.50
710-2	12" Solid Traffic Stripe (paint)	51-100+	LF	\$ 4.50
710-3	18" Solid Traffic Stripe (paint)	1-25	LF	\$ 14.50
710-3	18" Solid Traffic Stripe (paint)	26-50	LF	\$ 8.50
710-3	18" Solid Traffic Stripe (paint)	51-100+	LF	\$ 6.50
710-4	24" Solid Traffic Stripe (paint)	1-25	LF	\$ 14.75

710-4	24" Solid Traffic Stripe (paint)	26-50	LF	\$	8.75
710-4	24" Solid Traffic Stripe (paint)	51-100+	LF	\$	6.75
710-5	6" Skip Traffic Stripe (paint)	1-200	LF	\$	6.55
710-5	6" Skip Traffic Stripe (paint)	201-500	LF	\$	3.25
710-5	6" Skip Traffic Stripe (paint)	501-1000+	LF	\$	1.25
710-6	6" Dotted Guide Lines (paint)	1-50	LF	\$	5.75
710-6	6" Dotted Guide Lines (paint)	51-100	LF	\$	1.85
710-6	6" Dotted Guide Lines (paint)	101-150+	LF	\$	1.35
710-7	Directional Arrows (Paint)	1	EA	\$	95.00
710-8	Pavement Messages (Paint)	1	EA	\$	115.00
710-9	8" Solid Traffic Stripe (Paint)	1-200	LF	\$	7.25
710-9	8" Solid Traffic Stripe (Paint)	201-500	LF	\$	4.00
710-9	8" Solid Traffic Stripe (Paint)	501-1000+	LF	\$	1.75
710-112-90	PAINTED PAVEMENT MARKINGS, STANDARD, YELLOW, ISLAND	1-25	SF	\$	13.25
710-112-90	PAINTED PAVEMENT MARKINGS, STANDARD, YELLOW, ISLAND	26-50	SF	\$	6.75
710-112-90	PAINTED PAVEMENT MARKINGS, STANDARD, YELLOW, ISLAND	51-100+	SF	\$	4.75
711-1	6" Solid Stripe/Extru. Thermo	1-200	LF	\$	13.00
711-1	6" Solid Traffic Stripe/Extru. Thermo.	201-500	LF	\$	6.50
711-1	6" Solid Stripe/Extru. Thermo.	501-1000+	LF	\$	3.25
711-2	12" Solid Stripe/Extru. Thermo	1-25	LF	\$	24.00
711-2	12" Solid Stripe/Extru. Thermo.	26-50	LF	\$	14.00
711-2	12" Solid Stripe/Extru. Thermo.	51-100+	LF	\$	7.00
711-3	18" Solid Stripe/Extru. Thermo	1-25	LF	\$	28.00
711-3	18" Solid Stripe/Extru. Thermo.	26-50	LF	\$	16.00
711-3	18" Solid Stripe/Extru. Thermo.	51-100+	LF	\$	8.00
711-4	24" Solid Stripe/Extru. Thermo	1-25	LF	\$	28.00
711-4	24" Solid Stripe/Extru. Thermo.	26-50	LF	\$	16.00
711-4	24" Solid Stripe/Extru. Thermo.	51-100+	LF	\$	8.00
711-5	6" Skip Traffic Stripe/Extru. Thermo	1-200	LF	\$	7.25
711-5	6" Skip Traffic Stripe/Extru. Thermo.	201-500	LF	\$	4.00
711-5	6" Skip Traffic Stripe/Extru. Thermo.	501+	LF	\$	3.25
711-6	6" Dotted Guide Lines/Extru. Thermo	20-50	LF	\$	12.00
711-6	6" Dotted Guide Lines/Extru. Thermo.	51-100	LF	\$	5.00
711-6	6" Dotted Guide Lines/Extru. Thermo.	101+	LF	\$	3.25
711-7	Directional Arrows / Extru. Thermo.	1	EA	\$	200.00
711-7A	Preformed Arrow	1	EA	\$	250.00
711-7B	Preformed Symbol (Bike)	1	EA	\$	375.00
711-8	Pavement Messages / Extru. Thermo.	1	EA	\$	265.00
711-9	8" Solid Traffic Stripe / Extru. Thermo	20-200	LF	\$	18.00
711-9	8" Solid Traffic Stripe / Extru. Thermo	201-500	LF	\$	15.00
711-9	8" Solid Traffic Stripe / Extru. Thermo	501+	LF	\$	7.75
711-10	Remove Existing Pavement Markings	20-300	SF	\$	35.00
711-10	Remove Existing Pavement Markings	300+	SF	\$	14.00
711-14-123	Thermoplastic, preformed, white, solid 12" for crosswalks	1-25	LF	\$	125.00
711-14-123	Thermoplastic, preformed, white, solid 12" for crosswalks	26-50	LF	\$	95.00
711-14-123	Thermoplastic, preformed, white, solid 12" for crosswalks	51+	LF	\$	18.75
711-14-125	Thermoplastic, preformed, white, solid 24" for crosswalks	1-25	LF	\$	250.00
711-14-125	Thermoplastic, preformed, white, solid 24" for crosswalks	26-50	LF	\$	190.00
711-14-125	Thermoplastic, preformed, white, solid 24" for crosswalks	51+	LF	\$	40.00

Alternative Paving Methods

Item	Description	Unit of Measure	Estimated Quantity	Unit Price
APM-001	Single Micro Surface 18-22 lbs	10,000 to 50,000	SY	\$ 3.90
APM-001	Single Micro Surface 18-22 lbs	50,001 +	SY	\$ 3.70
APM-002	Double Micro Surface 28-32 lbs	10,000 to 50,000	SY	\$ 5.85
APM-002	Double Micro Surface 28-32 lbs	50,001 +	SY	\$ 5.60
APM-003	Single Chip Seal - #89 Granite	10,000 to 50,000	SY	\$ 4.00
APM-003	Single Chip Seal - #89 Granite	50,001 +	SY	\$ 3.60
APM-004	Double Chip Seal - #57 w/#89 Granite	10,000 to 50,000	SY	\$ 6.91
APM-004	Double Chip Seal - #57 w/#89 Granite	50,001 +	SY	\$ 6.61
APM-005	Full Depth Reclamation / 6"-9"	10,000 to 50,000	SY	\$ 6.93
APM-005	Full Depth Reclamation / 6"-9"	50,001 +	SY	\$ 6.48
APM-006	Full Depth Reclamation / 9"-12"	10,000 to 50,000	SY	\$ 7.00
APM-006	Full Depth Reclamation / 9"-12"	50,001 +	SY	\$ 6.55
APM-006a	Cement for Reclamation	1	TN	\$ 190.00
APM-006b	Emulsion for Reclamation	1	Gal	\$ 3.15
APM-007	RAP PLACEMENT	10,000 to 50,000	SY	\$ 10.00
APM-007	RAP PLACEMENT	50,001 +	SY	\$ 9.25
APT-001	Crack Filling / Sealing	1-1000	Gal	\$ 37.00
APT-001	Crack Filling / Sealing	1001-3000	Gal	\$ 35.00
APT-001	Crack Filling / Sealing	3001+	Gal	\$ 33.00
SLUR-001	Slurry Seal	10,000 to 50,000	SY	\$ 5.80
SLUR-001	Slurry Seal	50,001 +	SY	\$ 5.55

HOT-IN-PLACE (with Virgin Top Course) Asphalt Recycling

Item	Description	Unit of Measure	Estimated Quantity	Unit Price
HIPR-Recy	Asphalt Recycling	10,000 to 50,000	SY	NB
HIPR-AGENT	Recycling Agent	10,000 to 50,000	Gal	NB

HIPR- Recy	Asphalt Recycling	50,001 +	SY		NB
HIPR-AGENT	Recycling Agent	50,001 +	Gal		NB
324 HOT-IN-PLACE (100%) Asphalt Recycling					
Item	Description	Unit of Measure	Estimated Quantity	Unit Price	
HIPR Base	Base Course HIPR	10,000 to 50,000	SY		NB
HIPR Base	Base Course HIPR	50,001 +	SY		NB
HIPR Concrete	2" Concrete HIPR	10,000 to 50,000	SY		NB
HIPR Concrete	2" Concrete HIPR	50,001 +	SY		NB
HIPR-AGENT-100%	Asphalt Recycling Agent	10,000 to 50,000	Gal		NB
HIPR-AGENT-100%	Asphalt Recycling Agent	50,001 +	Gal		NB

ACORD CERTIFICATE OF LIABILITY INSURANCE

DATE (MM/DD/YYYY)

THIS CERTIFICATE IS ISSUED AS A MATTER OF INFORMATION ONLY AND CONFERS NO RIGHTS UPON THE CERTIFICATE HOLDER. THIS CERTIFICATE DOES NOT AFFIRMATIVELY OR NEGATIVELY AMEND, EXTEND OR ALTER THE COVERAGE AFFORDED BY THE POLICIES BELOW. THIS CERTIFICATE OF INSURANCE DOES NOT CONSTITUTE A CONTRACT BETWEEN THE ISSUING INSURER(S), AUTHORIZED REPRESENTATIVE OR PRODUCER, AND THE CERTIFICATE HOLDER.


IMPORTANT: If the certificate holder is an **ADDITIONAL INSURED**, the policy(ies) must have **ADDITIONAL INSURED** provisions or be endorsed. If **SUBROGATION IS WAIVED**, subject to the terms and conditions of the policy, certain policies may require an endorsement. A statement on this certificate does not confer any rights to the certificate holder in lieu of such endorsement(s).

PRODUCER McKee Risk Management, Inc. 610 Freedom Business Center Drive, Suite 300 King of Prussia, PA 19406-1329	CONTACT NAME: Joseph J. Meola, CIC, CRM PHONE (A/C, No, Ext): 609 561-4161 FAX (A/C, No): 609 567-2824 E-MAIL ADDRESS: cmoresco@mckeerisk.com
INSURED Asphalt Paving Systems Inc. 500 N. Egg Harbor Road P O Box 530 Hammonton, NJ 08037	INSURER(S) AFFORDING COVERAGE INSURER A: Starr Indemnity & Liability Company NAIC # 38318 INSURER B: INSURER C: INSURER D: INSURER E: INSURER F:

COVERAGES		CERTIFICATE NUMBER:	REVISION NUMBER:		
THIS IS TO CERTIFY THAT THE POLICIES OF INSURANCE LISTED BELOW HAVE BEEN ISSUED TO THE INSURED NAMED ABOVE FOR THE POLICY PERIOD INDICATED. NOTWITHSTANDING ANY REQUIREMENT, TERM OR CONDITION OF ANY CONTRACT OR OTHER DOCUMENT WITH RESPECT TO WHICH THIS CERTIFICATE MAY BE ISSUED OR MAY PERTAIN, THE INSURANCE AFFORDED BY THE POLICIES DESCRIBED HEREIN IS SUBJECT TO ALL THE TERMS, EXCLUSIONS AND CONDITIONS OF SUCH POLICIES. LIMITS SHOWN MAY HAVE BEEN REDUCED BY PAID CLAIMS.					
INSR LTR	TYPE OF INSURANCE	ADDL SUBR INSR WVD	POLICY NUMBER	POLICY EFF (MM/DD/YYYY) POLICY EXP (MM/DD/YYYY)	LIMITS
A	<input checked="" type="checkbox"/> COMMERCIAL GENERAL LIABILITY <input type="checkbox"/> CLAIMS-MADE <input checked="" type="checkbox"/> OCCUR GEN'L AGGREGATE LIMIT APPLIES PER: <input type="checkbox"/> POLICY <input checked="" type="checkbox"/> PRO-JECT <input type="checkbox"/> LOC <input type="checkbox"/> OTHER:	X	1000025864221	04/01/2022 04/01/2023	EACH OCCURRENCE \$2,000,000 DAMAGE TO RENTED PREMISES (Ea occurrence) \$100,000 MED EXP (Any one person) \$5,000 PERSONAL & ADV INJURY \$2,000,000 GENERAL AGGREGATE \$4,000,000 PRODUCTS - COMP/OP AGG \$4,000,000 \$
A	AUTOMOBILE LIABILITY <input checked="" type="checkbox"/> ANY AUTO <input type="checkbox"/> OWNED AUTOS ONLY <input type="checkbox"/> SCHEDULED AUTOS <input type="checkbox"/> HIRED AUTOS ONLY <input type="checkbox"/> NON-OWNED AUTOS ONLY		1000008480221	04/01/2022 04/01/2023	COMBINED SINGLE LIMIT (Ea accident) \$2,000,000 BODILY INJURY (Per person) \$ BODILY INJURY (Per accident) \$ PROPERTY DAMAGE (Per accident) \$ \$
A	UMBRELLA LIAB <input type="checkbox"/> OCCUR <input checked="" type="checkbox"/> EXCESS LIAB <input type="checkbox"/> CLAIMS-MADE DED RETENTION \$		1000586980221	04/01/2022 04/01/2023	EACH OCCURRENCE \$10,000,000 AGGREGATE \$10,000,000 \$
A	WORKERS COMPENSATION AND EMPLOYERS' LIABILITY ANY PROPRIETOR/PARTNER/EXECUTIVE/OFFICER/MEMBER EXCLUDED? (Mandatory in NJ) If yes, describe under DESCRIPTION OF OPERATIONS below	Y/N N/A	1000004574	04/01/2022 04/01/2023	<input checked="" type="checkbox"/> PER STATUTE <input type="checkbox"/> OTHER E.L. EACH ACCIDENT \$1,000,000 E.L. DISEASE - EA EMPLOYEE \$1,000,000 E.L. DISEASE - POLICY LIMIT \$1,000,000

DESCRIPTION OF OPERATIONS / LOCATIONS / VEHICLES (ACORD 101, Additional Remarks Schedule, may be attached if more space is required)

SAMPLE

CERTIFICATE HOLDER 	CANCELLATION SHOULD ANY OF THE ABOVE DESCRIBED POLICIES BE CANCELLED BEFORE THE EXPIRATION DATE THEREOF, NOTICE WILL BE DELIVERED IN ACCORDANCE WITH THE POLICY PROVISIONS. AUTHORIZED REPRESENTATIVE 
-----------------------------------	--

© 1988-2015 ACORD CORPORATION. All rights reserved.



Contractor Pre-Qualification (CPQ)



Prequalified Contractors Listing

1/24/2022 12:51:21 PM EST

[Return to Inquiry Menu](#)

Contractor with Name ASPHALT PAVING SYSTEMS, INC.
1-1 of 1 contractors

[Printer Friendly Version](#)

VENDOR NAME	HOME OFFICE ADDRESS	BIDDING OFFICE ADDRESS
ASPHALT PAVING SYSTEMS, INC. F223787755010 EXPIRES: 6/30/2022	PO BOX 530 HAMMONTON, NJ 08037-0530 (609)561-4161	9021 WIRE ROAD ZEPHYRHILLS, FL 33540 (813)788-0010

WORK CLASSES

DRAINAGE

GRADING

* JOINT AND CRACK SEALING

FLEXIBLE PAVING

HOT PLANT-MIXED BITUM. COURSES



FLORIDA DEPARTMENT OF TRANSPORTATION
Report Technical Problems to the Service Desk @ 1-866-
955-4357 or email: [Service Desk](#)
Send Prequalification Questions or Comments to [Contracts](#)
[Administration Office](#)
[Internet Privacy Policy](#), [Disclaimers](#) & [Credits](#)



Micro Surfacing & Crack Seal References

1.

Project Name	C12-05-167; Chip Seal and Asphalt Surfacing
Owner	St Lucie County
Contact	Christopher Lestrane
Address	2300 Virginia Avenue
	Ft. Pierce, FL 34982
Telephone Number	772-462-2511
Project Description	MICRO / CRACK SEAL / FDR / CHIP
Date	7/5/16 - Current
Email	lestrane@c@stlucieco.org

2.

Project Name	Annual Micro Surfacing
Owner	Osceola County
Contact	Shane King
Address	1 Courthouse Square
	Kissimmee, FL 34741
Telephone Number	407-742-7522
Project Description	CHIP / FOG/MICRO
Date	2019-2020
Email	Shane.King@Osceola.org

3.

Project Name	Annual Resurfacing FY 18-19
Owner	City of Zephyrhills
Contact	Shane LeBlanc
Address	5335 8th Street
	Zephyrhills, FL 33542
Telephone Number	813-780-0022
Project Description	MICRO / SP 9.5 / CHIP/CAPE SEAL
Date	Jan-19
Email	sleblanc@ci.zephyrhills.fl.us

5.

Project Name	2017 Roadway Resurfacing and Striping
Owner	City of Seminole
Contact	Jeremy Hockenbury
Address	9199 113th Street N
	Seminole, FL 33772
Telephone Number	727-397-6383
Project Description	MICRO / CRACK SEAL / SP 9.5
Date & Amount	7/1/17 - \$155,000
Email	jhockenbury@myseminole.com

- | | | |
|-----|---------------------|--|
| 6. | Project Name | Annual Microsurfacing Project |
| | Owner | City of Ft. Lauderdale |
| | Contact | Barbara Howell |
| | Address | 100 N. Andrews Avenue |
| | | Fort Lauderdale |
| | Telephone Number | 954-828-4505 |
| | Project Description | MICRO / CRACK SEAL |
| | Date | December 5th 2017-2019 |
| | Email | bhowell@fortlauderdale.gov |
| | | |
| 7. | Project Name | Annual Pavement Preservation Treatments |
| | Owner | City of Lakeland |
| | Contact | Troy McCain |
| | Address | 407 Fairway Drive |
| | | Lakeland, FL 33801 |
| | Telephone Number | 863-834-3306 |
| | Project Description | MICRO / CRACK SEAL |
| | Date & Amount | Jan-19 |
| | Email | troy.mccain@lakelandgov.net |
| | | |
| 8. | Project Name | Pavement Alternative Methods (term contract) |
| | Owner | Polk County |
| | Contact | Katia Delgado |
| | Address | 300 Sheffield Road |
| | | Winter Haven, FL 33880 |
| | Telephone Number | 863-393-4114 |
| | Project Description | CIR / SP 9.5 / MICRO / CHIP / FDR / CRACK SEAL/CAPE SEAL |
| | Date & Amount | 5/30/17 -2019 \$3,000,000 |
| | Email | KatiaDelgado@polk-county.net |
| | | |
| 9. | Project Name | RFB RD 95-15 Pavement Preservation |
| | Owner | Okaloosa County |
| | Contact | Bryan Moore |
| | Address | 302 N. Wilson Street, Suite 203 |
| | | Crestview, FL 32526 |
| | Telephone Number | 850-689-5772 |
| | Project Description | CHIP / MICRO / CRACK SEAL |
| | Date | Apr-19 |
| | Email | bmoore@co.okaloosa.fl.us |
| | | |
| 10. | Project Name | Yearly Road Building Services |
| | Owner | Manatee County |
| | Contact | Brian Martineau |

	Address	1026 26th Avenue E Bradenton, FL 34208
	Telephone Number	941-720-1085
	Project Description	Micro-surfacing/ Chip Seal
	Date & Amount	3/1/16 -2019 \$850,000.00
	Email	brian.martineau@mymanatee.org
11	Project Name	Asphalt Pavement Preservation
	Owner	City of Jacksonville
	Contact	Janet Duffy
	Address	6455 Powers Ave Jacksonville, FL 32217
	Telephone Number	904-733-1478
	Project Description	Micro-surfacing
	Date	FY 2018-2019
	Email	jduffy@eismanrusso.com
12	Project Name	Pavement Preservation
	Owner	City of Tallahassee
	Contact	Art Sivilla
	Address	300 S. Adams St Tallahassee, FL 32301
	Telephone Number	850-570-7758
	Project Description	Micro-surfacing / Chip Seal / Cape Seal
	Date & Amount	FY 2018-2019
	Email	arturo.sivilla@talgov.com
13	Project Name	Michigan Blvd. Reclamation Project
	Owner	City of Dunedin
	Contact	
	Address	737 Loudon Avenue, 2nd Floor Dunedin, FL 34697
	Telephone Number	727-298-3208
	Project Description	FDR / SP 9.5/Micro
	Date & Amount	2018
14	Project Name	RFQ 17619, 2: Neighborhood Resurfacing and Pavement Treatment
	Owner	Hillsborough County BOCC
	Contact	
	Address	601 E. Kennedy Blvd, 22nd Floor Tampa, FL 33602
	Telephone Number	813-307-1868
	Project Description	MICRO/CHIP SEAL/CAPE SEAL
	Date & Amount	2019

Chip References

Project Name	Lorraine Road Cold Recycle
Owner	Manatee County
Contact	Brian Martineau
Address	1026 26th Avenue E
	Bradenton, FL 34208
Telephone Number	941-720-1085
Project Description	Chip
Date & Amount	

Project Name	C12-05-167; Chip Seal and Asphalt Surfacing
Owner	St Lucie County
Contact	Christopher Lestrangle
Address	2300 Virginia Avenue
	Ft. Pierce, FL 34982
Telephone Number	772-462-2511
Project Description	MICRO / CRACK SEAL / FDR / CHIP
Date & Amount	7/5/16 - \$325,074.00

Project Name	Pavement Alternative Methods (term contract)
Owner	Polk County
Contact	Katia Delgado
Address	300 Sheffield Road
	Winter Haven, FL 33880
Telephone Number	863-393-4114
Project Description	CIR / SP 9.5 / MICRO / CHIP / FDR
Date & Amount	5/30/17 - \$3,000,000

Project Name	Annual Resurfacing FY 16-17
Owner	City of Zephyrhills
Contact	Shane LeBlanc
Address	5335 8th Street
	Zephyrhills, FL 33542
Telephone Number	813-780-0022
Project Description	MICRO / SP 9.5 / CHIP
Date & Amount	2/1/16 - \$249,987.50

Project Name	
Owner	Osceola County
Contact	Shane King
Address	1 Courthouse Square

	Kissimmee, FL 34741
Telephone Number	407-742-7522
Project Description	CHIP / FOG/MICRO
Date & Amount	
Email	Shane.King@Osceola.org

Project Name	2016 Street Resurfacing Project
Owner	City of Davenport
Contact	Darryl Koon
Address	1 South Allapaha Avenue Davenport, FL 33836
Telephone Number	863-419-3300
Project Description	CHIP
Date & Amount	10/30/16 - \$250,022.90
Email	

Project Name	Chip Seal Bid No. 15-601
Owner	Nassau County
Contact	David Hern
Address	37356 Pea Farm Road Hilliard, FL 32046
Telephone Number	904-530-6175
Project Description	CHIP / FOG
Date & Amount	8/10/2017 - \$120,000.00
Email	Dhern@nassaucountyfl.com

Project Name	RFB RD 95-15 Pavement Preservation
Owner	Okaloosa County
Contact	Bryan Moore
Address	302 N. Wilson Street, Suite 203 Crestview, FL 32526
Telephone Number	850-689-5772
Project Description	CHIP / MICRO / CRACK SEAL
Date & Amount	7/1/16 - \$174,108.80
Email	bmoore@co.okaloosa.fl.us

Project Name	Piggyback-Pavement Alternative Methods (term contract)
Owner	Brevard County
Contact	Bruce Black
Address	2825 Judge Fran Jamieson Way Melbourne, FL 32940
Telephone Number	321-690-6815
Project Description	Chip

Date & Amount

2019

Full Depth Reclamation References

Asphalt Paving Systems, Inc.

Project Name	City of Palm Bay Eldron Unit 41/
Owner	City of Palm Bay (VA Paving Was Prime Contractor)
Contact	Hector Franco
Address	120 Malabar Road SE
	Palm Bay, FL 32907
Telephone Number	321-952-3400
Project Description	FDR (Cement & Emulsion)
Date & Amount	10/1/2019 \$1,071,501.05

Project Name	C12-05-167; Chip Seal and Asphalt Surfacing (Term)
Owner	St Lucie County
Contact	Christopher Lestrangle
Address	2300 Virginia Avenue
	Ft. Pierce, FL 34982
Telephone Number	772-462-2511
Email:	lestranglec@stlucieco.org
Project Description	FDR (Cement & Emulsion)
Date	7/5/16 - 12/31/2019

Project Name	CR-278 (Peacock Rd) Anderson Columbia was prime contractor
Owner	Jackson County
Address	2864 Madison Street
	Marianna, FL 32448
Telephone Number	850-482-9677 (Jackson County)
Contact	Kevin Buchanan (Anderson Columbia)
Email:	Kkevinb@andersoncolumbia.com
Project Description	FDR (Cement & Emulsion)
Date & Amount	Jan. 2020 \$350,000

Project Name	Annual Asphalt Pavement Rehabilitation (Term Contract)
Owner	Pasco County
Contact	Efrain Figueroa
Address	8919 Government Drive
	New Port Richey, FL 34654
Telephone Number	727-834-3601
Email:	efigueroa@pascocountyfl.net
Project Description	FDR (Cement & Emulsion)
Date & Amount	9/30/17 - 12/31/2018 \$5,000,000

Project Name	Full Depth Reclamation Project
Owner	City of Dunedin
Contact	
Address	737 Loudon Avenue, 2nd Floor
	Dunedin, FL 34697
Telephone Number	727-298-3208
Project Description	FDR (Cement & Emulsion)
Date	Sep. 2019

Project Name	Pavement Alternative Methods (term contract)
Owner	Polk County
Contact	Katia Delgado
Address	300 Sheffield Road
	Winter Haven, FL 33880
Telephone Number	863-393-4114
Email:	KatiaDelgado@polk-county.net
Project Description	FDR (Cement & Emulsion)
Date	5/30/17 - 12/31/2018

Project Name	Piggyback of Polk Co. Pavement Alternative Methods (term contract)
Owner	City of St Cloud
Contact	Dianna Rawleigh
Address	1300 9th Street
	St Cloud FL
Telephone Number	407-957-7103
Project Description	FDR (Cement & Emulsion) Nolte Rd
Date & Amount	4/1/2018 \$ 1,450,255.00
Email:	dianna.rawleigh@stcloud.org

Project Name	Piggyback-Pavement Alternative Methods (term contract)
Owner	Brevard County
Contact	Bruce Black
Address	2825 Judge Fran Jamieson Way
	Melbourne, FL 32940
Telephone Number	321-690-6815
Email:	bruce.black@brevardfl.gov
Project Description	FDR (Cement & Emulsion)
Date & Amount	2019-2020 \$2,000,000



9021 Wire Rd • Zephyrhills, FL 33540
Phone (813) 788-0010 • Fax (813) 788-0020

EQUIPMENT LIST

<u>Quantity</u>	<u>Make</u>	<u>Year</u>	<u>Model</u>	<u>Description</u>
2	Wirtgen	2019	CR3800	Road Profiler / Recycler
2	Wirtgen	2018	210-I	Road Profiler / Recycler
6	Wirtgen	2018	WR250	Reclaimer/Recycler
1	Wirtgen	2017	2000	Cold Planer
2	Wirtgen	2018	150	Cold Planer
1	Caterpillar	2016	D5	Dozer
7	Caterpillar	2017	12M	Grader
6	Caterpillar	2018	14M	Grader
1	Caterpillar	2017	95G	Rubber Tire Loader
3	Caterpillar	2008	938G	Rubber Tire Loader
2	Caterpillar	2010	936F	Rubber Tire Loader
1	Caterpillar	2013	325BL	Hydraulic Excavator
7	Caterpillar	2018	420F	Backhoe
2	Caterpillar	2017	415F	Backhoe
2	Caterpillar	2015	655	Paver
6	Caterpillar	2013	1055	Paver
1	Caterpillar	2016	534	Asphalt Roller
1	Ingersoll Rand	1999	DD90	Asphalt Roller
1	Caterpillar	2016	214C	Asphalt Roller
2	Caterpillar	2016	224C	Asphalt Roller
1	Ingersoll Rand	2009	DD110	Asphalt Roller
3	Caterpillar	2014	CB-64	Roller
8	Caterpillar	2012	534XV	Roller
7	Caterpillar	2007	563C	Roller
1	Caterpillar	2012	433C	Roller
2	Etnyre	2016		Distributor
8	Etnyre	2016		Distributor
10	Western Star	2019	9500	Triaxle Dump Truck
1	Western Star	2019	9500	Triaxle Dump Truck
1	Western Star	2019	9500	Tandem Dump Truck
2	Western Star	2019	9500	Tractor
2	Western Star	2019	9500	Tractor
2	Western Star	2019	9500	Tractor
3	Western Star	2019	9500	Water Truck
5	Western Star	2019	9500	Lowbed Trailer
6				Emulsion Tanker
2	East			Dump Trailer
1	Athey	2014	2TE4DHL	Sweeper
2	Caterpillar	2018	853C	Cold Planer
4	Caterpillar	2003	PS180	Rubber Tire Roller
1	Dynapac	2016	CP271	Rubber Tire Roller
8	Caterpillar	2012	PS360	Rubber Tire Roller
5	Ford	2013-2018	F-9000	Cement Truck
2	Weilert	2016	E-1250	Transfer Vehicle

Additional Equipment: Provided Upon Request



9021 Wire Rd • Zephyrhills, FL 33540
Phone (813) 788-0010 • Fax (813) 788-0020

Equipment List

<u>Quantity</u>	<u>Make</u>	<u>Year</u>	<u>Model</u>	<u>Description</u>
9	Bergkamp	2017-2018	M-310	Paver
8	Bergkamp	2017	M-1	Mobil Mix Paver
6	Bergkamp	2018	M-1	Mobil Mix Paver
3	Bergkamp	2018	M-1	Mobil Mix Paver
4	Bergkamp	2020	M-1	Paver
4	Bergkamp	2004	L-9000	Mobile Support
12	(13 CY)	2010	L-9000	Trucks
2	Bergkamp	2008	L-9000	Mobile Support
	(21 CY)		L-9000	Trailers
19	Ford	2015-2019	F450	Stake Body
28	Ford	2014-2019	F450	Utility Body
12	Ford	2014-2019	F450	Crew Cabs
4	Athey Mobil	2015		Broom
9	CAT	2015	PS-130	Rubber Tire Roller
6	CAT	2011-2016	PS-360	Rubber Tire Roller
8	CAT	2014	936g	Wheel Loader
13	CAT	2014-2108	938m	Loader
1	CAT	2019	938m	Loader
2	CAT	2018	926g	Loader
16	Etnyre	2016	Series 6000	Bulk Tanker
12	Fruehauf	1992	6000 gal	Bulk Tanker
14	Heil	1991	6500	Bulk Tanker
16	Etnyre	1990	6000	Bulk Tanker
4	Etnyre	2018	Centenial	Oil Distributor
			(2000)	
6	Etnyre	2018-2020	Black Topper	Oil Distributor
			(2000)	
5	Etnyre	2014	Black Topper	Oil Distributor
			(2000)	
5	Etnyre	2015-2020	Black Topper	Oil Distributor
			(4000)	
1	Etnyre	2017	Model 4WD	Chipper (10-20')
3	Etnyre	2017	Model 4WD	Chipper (11-22')

Additional Equipment Provided Upon Request

Experience of Key Individuals

Asphalt Paving Systems, Inc. – Experience of Key Individuals

Individual's Name	Title	Exp.	Primary Office
Robert Capoferri	CEO	31	Florida
Kenneth Messina	Operations Manager	26	Florida & NJ
Robert Bevilacqua	Project Manager	32	Florida & NJ
Dave Gannon	Project Manager	28	Florida
Thomas Donald	Regional Manager	29	Florida
Dennis Williams	Superintendent	22	Florida
Leon Rubba	Equipment Operator	11	Florida
Jeff Daunoras	Equipment Operator	26	Florida
Jay Jewett	Foreman	18	Florida
Mike Mobley	Laborer	8	Florida

Experience of Key Individuals Full Depth Reclamation

Asphalt Paving Systems, Inc. – Experience of Key Individuals

Individual's Name	Title	Exp.	Primary Office
Robert Capoferri	CEO	33	Florida
Kenneth Messina	Operations Manager	28	Florida & New Jersey
Robert Bevilacqua	Project Manager	32	Florida & New Jersey
Dave Gannon	Project Manager	28	Florida
Thomas Donald	Regional Manager	29	Florida
Steven Mahon	Superintendent	18	Florida & New Jersey
Leon Rubba	Equipment Operator	15	Florida
Jeff Daunoras	Grader Operator	28	Florida
David Monroy	Equipment Operator	8	Florida
Dennis Williams	Foreman	25	Florida
Mike Mobley	Laborer	8	Florida
Ron Maccarella	Laborer	20	Florida & New Jersey

EXHIBIT F
PUBLIC CONSTRUCTION PERFORMANCE AND PAYMENT BOND

By this bond, we [Name of Contractor], as **Principal**, and [Name of Surety], as **Surety**, are bound to **Lee County Board of County Commissioners**, a political subdivision of the State of Florida, herein called **Owner**, in the sum of **[Total Contract Price]**, for payment of which we bind ourselves, our heirs, personal representatives, successors, and assigns, jointly and severally.

THE CONDITION OF THIS BOND IS that is that if Principal:

1. Performs this contract dated _____, 20____, between Principal and Owner for construction of improvements known as **[Name of Project]** located at **[Street Address or Legal Description]**, under Lee County Solicitation No. [Solicitation number], the contract being made a part of this bond by reference, at the times and in the manner prescribed in the contract; and
2. Promptly makes payments to all claimants, as defined in Section 255.05 (1), Florida Statutes, supplying Principal with labor, materials, or supplies, used directly or indirectly by Principal in the prosecution of the work provided for in the contract; and
3. Pays Owner all losses, damages, expenses, costs, and attorney's fees, including appellate proceedings, that Owner sustains because of a default by Principal under the contract; and
4. Performs the guarantee of all work and materials furnished under the contract for the time specified in the contract, then this bond is void; otherwise it remains in full force.

Any action instituted by a claimant under this bond for payment must be in accordance with the notice and time limitation provisions in Section 255.05(2), Florida Statutes.

Any changes in or under the contract documents and compliance or noncompliance with any formalities connected with the contract or the changes do not affect Surety's obligation under this bond.

	OWNER	PRINCIPAL	SURETY
NAME	Lee County Board of County Commissioners	[Name of Contractor]	[Name of Surety]
ADDRESS	2115 Second St. Fort Myers, FL 33901	[Principal Business Address of Contractor]	[Principal Business Address of Surety]
PHONE NUMBER	239-533-2221	[Principal Business Phone of Contractor]	[Principal Business Phone of Surety]

[Name of Contractor]

DATED THIS _____ DAY

OF _____, 2 _____

By: _____
[Printed Name and Title of Signer]

STATE OF _____
COUNTY OF _____

The foregoing instrument was sworn to (or affirmed) and subscribed before me by means of ☐ physical presence or ☐ online notarization, this ____ day of _____, _____, by [name of person acknowledging].

(NOTARY SEAL)

Signature of Notary Public
[Name of Notary Typed, Printed, or Stamped]

Personally Known _____ OR Produced Identification _____
Type of Identification Produced:

[Name of Surety]

DATED THIS _____ DAY

OF _____, 2 _____

By: _____
[Printed Name] as Attorney in Fact

Address: _____

STATE OF _____
COUNTY OF _____

The foregoing instrument was sworn to (or affirmed) and subscribed before me by means of ☐ physical presence or ☐ online notarization, this ____ day of _____, _____, by [name of person acknowledging].

(NOTARY SEAL)

Signature of Notary Public
[Name of Notary Typed, Printed, or Stamped]

Personally Known _____ OR Produced Identification _____
Type of Identification Produced:

EXHIBIT G
STANDARD SPECIFICATIONS

The Standard Specifications comprise Divisions I, II and III as noted below:

1. Division I General Requirements and Covenants, Sections 1-9 as included herein.
2. Division II-Construction Details and Division III-Materials refer to the July, 2022 edition of the Florida Department of Transportation Standard Specifications for Road and Bridge Construction, available at the following link:

<http://www.fdot.gov/programmanagement/Implemented/SpecBooks/>

DIVISION I

General Requirements and Covenants

SECTION 1

DEFINITIONS AND TERMS

1-1 General.

These Specifications are written to the bidder, prior to award of the Contract, and to the Contractor. Within Divisions I and II of the specifications, sentences that direct the Contractor to perform work are written in the active voice-imperative mood. These directions to the Contractor are written as commands. In the imperative mood, the subject "the bidder" or "the Contractor" is understood.

All other requirements to be performed by others, with the exception of the Method of Measurement and the Basis of Payment Articles, have been written in the active voice, but not in the imperative mood. Sentences written in the active voice identify the party responsible for performing the action. For example, "The Engineer will determine the density of the compacted material." Certain requirements of the Contractor may also be written in the active voice, rather than active voice-imperative mood.

Division III of the Specifications (Materials) is written in the passive voice writing style.

1-2 Abbreviations.

The following abbreviations, when used in the Contract Documents, represent the full text shown.

AAN	American Association of Nurserymen, Inc.
AASHTO	American Association of State Highway and Transportation Officials
ACI	American Concrete Institute
AGC	The Associated General Contractors of America, Inc.
AGMA	American Gear Manufacturers Association
AIA	American Institute of Architects.
AISI	American Iron and Steel Institute
ANSI	American National Standards Institute, Inc.
AREA	American Railway Engineering Association
ASCE	American Society of Civil Engineers
ASME	American Society of Mechanical Engineers
ASTM	American Society for Testing and Materials
AWG	American Wire Gauge
AWPA	American Wood Preservers Association
AWS	American Welding Society
AWWA	American Water Works Association
CRSI	Concrete Reinforcing Steel Institute
EASA	Electrical Apparatus Service Association
EPA	Environmental Protection Agency of the United States Government
FDOT	Florida Department of Transportation
FHWA	Federal Highway Administration
FSS	Federal Specifications and Standards
IEEE	Institute of Electrical and Electronics Engineers
IES	Illuminating Engineering Society

IPCEA	Insulated Power Cable Engineers Association
ISO	International Organization for Standards
MASH	AASHTO Manual for Assessing Safety Hardware
MUTCD	Manual on Uniform Traffic Control Devices
NEC	National Electrical Code
NEMA	National Electrical Manufacturers Association
NFPA	National Fire Protection Association
NIST	National Institute for Standards and Technology
NOAA	National Oceanic and Atmospheric Administration
OSHA	Occupational Safety and Health Administration
SAE	Society of Automotive Engineers
SI	International System of Units
SSPC	Society of Protective Coatings
UL	Underwriters' Laboratories

Each of the above abbreviations, when followed by a number or letter designation, or combination of numbers and letters, designates a specification, test method, or other code or recommendation of the particular authority or organization shown.

Use standards, specifications, test methods, or other codes as specified in the current edition at the time of the bid opening.

1-3 Definitions.

The following terms, when used in the Contract Documents, have the meaning described

Advertisement.

The public announcement, as required by law, inviting bids for work to be performed or materials to be furnished, usually issued as "Notice to Contractors," or "Notice to Bidders."

Article.

The numbered prime subdivision of a Section of these Specifications.

Bidder.

An individual, firm, or corporation submitting a proposal for the proposed work.

Bridge.

A structure, including supports, erected over a depression or over an obstruction such as water, highway or railway, or for elevated roadway, for carrying traffic or other moving loads, and having a length, measured along the center of the roadway, of more than 20 feet between the inside faces of end supports. A multiple-span box culvert is considered a bridge, where the length between the extreme ends of the openings exceeds 20 feet.

Calendar day.

Every day shown on the calendar, ending and beginning at midnight.

Chair.

The Chairman of the Lee County Board of County Commissioners.

Change Order.

See definition for Supplemental Agreement.

Construction Engineering and Inspection (CEI) Consultant.

The consultant contracted by the Department for professional services during the construction phase of the project, or a qualified person in the firm's employ authorized as his official representative. In the absence of such a contract, the duties of the CEI Consultant will be fulfilled by

the Department Project Manager. The CEI Consultant is not authorized to issue change orders to the contract sum, contract time, or scope of work.

Contract.

The term "Contract" means the entire and integrated agreement between the parties thereunder and supersedes all prior negotiations, representations, or agreements, either written or oral. The Contract Documents form the Contract between the Department and the Contractor setting forth the obligations of the parties thereunder, including, but not limited to, the performance of the Work and the basis of payment.

Contract Bond or Performance Bond.

The security furnished by the Contractor and the surety as a guaranty that the Contractor shall fulfill the terms of the Contract and pay all legal debts pertaining to the construction of the project.

Contract Claim (Claim).

A written demand submitted to the Department by the Contractor in compliance with 5-12.3 seeking additional monetary compensation, time, or other adjustments to the Contract, the entitlement or impact of which is disputed by the Department.

Contract Documents.

The term "Contract Documents" includes: this Agreement, the Exhibits described in Section 6 of the Agreement, the legal advertisement, the instructions to bidders, the Proposal and Proposal Forms, the solicitation documents and any duly executed and issued addenda, Change Orders, Field Directive Change Orders, and amendments relating thereto, all of which are to be treated as one instrument whether or not set forth at length in the form of contract.

Contract Letting.

The date that the Department opened the bid proposals.

Contract Time.

The number of calendar days allowed for completion of the Contract work, including authorized time extensions.

Contractor.

The individual, firm, joint venture, or company contracting with the Department to perform the work.

Contractor's Engineer of Record.

A Professional Engineer registered in the State of Florida, other than the Engineer of Record or his subcontracted consultant, who undertakes the design and drawing of components of the permanent structure as part of a redesign or Cost Savings Initiative Proposal, or for repair designs and details of the permanent work. The Contractor's Engineer of Record may also serve as the Specialty Engineer.

The Contractor's Engineer of Record must be an employee of a pre-qualified firm. The firm shall be pre-qualified in accordance with the Rules of the Department of Transportation, Chapter 14-75. Any Corporation or Partnership offering engineering services must hold a Certificate of Authorization from the Florida Department of Business and Professional Regulation.

As an alternate to being an employee of a pre-qualified firm, the Contractor's Engineer of Record may be a Department-approved Specialty Engineer. For items of the permanent work declared by the State Construction Office to be "major" or "structural", the work performed by a Department-approved Specialty Engineer must be checked by another Department-approved Specialty Engineer. An individual Engineer may become a Department-approved Specialty Engineer

if the individual meets the Professional Engineer experience requirements set forth within the individual work groups in Chapter 14-75, Rules of the Department of Transportation, Florida Administrative Code. Department-approved Specialty Engineers are listed on the State Construction Website. Department-approved Specialty Engineers will not be authorized to perform redesigns or Cost Savings Initiative Proposal designs of items fully detailed in the Plans.

Controlling Work Items.

The activity or work item on the critical path having the least amount of total float. The controlling item of work will also be referred to as a Critical Activity.

County.

The Board of County Commissioners of Lee County, Florida, as Owner.

Culverts.

Any structure not classified as a bridge that provides an opening under the roadway.

Delay.

Any unanticipated event, action, force or factor which extends the Contractor's time of performance of any controlling work item under the Contract. The term "delay" is intended to cover all such events, actions, forces or factors, whether styled "delay", "disruption", "interference", "impedance", "hindrance", or otherwise, which are beyond the control of and not caused by the Contractor, or the Contractor's subcontractors, materialmen, suppliers or other agents. This term does not include "extra work".

Department.

As used in Divisions II and III of the Standard Specifications, the Department shall mean the County.

Department Project Manager.

An employee of Lee County designated by the Director as the representative of the Board of County Commissioners in matters concerning the project. The Department Project Manager will act in the role of the CEI Consultant in the absence of a contract with a third party consultant. The Department Project Manager is not authorized to issue changes to the Contract Amount, Contract Time, or Scope of Work without the express approval by the Director, County Manager, and/or Board of County Commissioners as may be applicable.

Developmental Specification.

See definition for Specifications.

Director.

The Director of the Lee County Department of Transportation, acting directly or through duly authorized representatives; such representatives acting within the scope of the duties and authority assigned to them. Note: In order to avoid cumbersome and confusing repetition of expressions in these Specifications, it is provided that whenever anything is, or is to be done, if, as, or, when, or where "acceptable, accepted, approval, approved, authorized, condemned, considered necessary, contemplated, deemed necessary, designated, determined, directed, disapproved, established, given, indicated, insufficient, ordered, permitted, rejected, required, reserved, satisfactory, specified, sufficient, suitable, suspended, unacceptable, or unsatisfactory," it shall be understood as if the expression were followed by the words "by the Director," "to the Director," or "of the Director."

Engineer.

As used in Divisions II and III of the Standard Specifications, the Engineer shall mean the Director.

Engineer of Record.

The Professional Engineer or Engineering Firm registered in the State of Florida that develops the criteria and concept for the project, performs the analysis, and is responsible for the preparation of the Plans and Specifications. The Engineer of Record may be Departmental in-house staff or a consultant retained by the Department.

The Contractor shall not employ the Engineer of Record as the Contractor's Engineer of Record or as a Specialty Engineer.

Equipment.

The machinery and equipment, together with the necessary supplies for upkeep and maintenance thereof, and all other tools and apparatus necessary for the construction and acceptable completion of the work.

Estimated Quantities Report.

The Estimated Quantities Report contains pay item and quantity information for the project. When the Plans do not adequately describe quantity related information, refer to the Estimated Quantities Report.

Extra Work.

Any "work" which is required by the Director to be performed and which is not otherwise covered or included in the project by the existing Contract Documents, whether it be in the nature of additional work, altered work, deleted work, work due to differing site conditions, or otherwise. This term does not include a "delay".

Federal, State, and Local Rules and Regulations.

The term "Federal, State and Local Rules and Regulations" includes: any and all Federal, State, and Local laws, bylaws, ordinances, rules, regulations, orders, permits, or decrees including environmental laws, rules, regulations, and permits.

Field Directive Change Orders.

A written order making a minor amendment to the Agreement, which is signed by the Contractor and approved in accordance with County policies and procedures. An amendment is minor if it does not change: (i) the scope of the Project, (ii) the Contract Amount, or (iii) the Contract Time.

All Field Directive Change Orders shall be summarized and approved as a Supplemental Agreement or Change Order prior to Project close-out.

Financial Project Identification Number.

If applicable, the Florida Department of Transportation Financial Project Identification Number (FPID).

FDOT.

The Florida Department of Transportation, an agency of the State of Florida.

Highway, Street, or Road.

A general term denoting a public way for purposes of vehicular travel, including the entire area within the right-of-way.

Holidays.

Days designated by the Lee County Board of County Commissioners as holidays.

Inspector.

An authorized representative of the Director, assigned to make official inspections of the materials furnished and of the work performed by the Contractor.

Laboratory.

The official testing laboratory used by the Department.

Laws and Regulations .

Any and all applicable laws rules, regulations, ordinances, codes and orders of any and all governmental bodies, agencies, authorities and courts having jurisdiction.

Major Item of Work.

Any item of work having an original Contract value in excess of 5% of the original Contract amount.

Materials.

Any substances to be incorporated in the work under the Contract.

Median.

The portion of a divided highway or street separating the traveled ways for traffic moving in opposite directions.

Plans.

The approved Plans, including reproductions thereof, showing the location, character, dimensions, and details of the work.

Project.

The entire undertaking of the County, identified by County as indicated in the Exhibits of the Contract, of which the Work to be provided under the Contract Documents may be the whole, or a part as may be indicated elsewhere in the Contract Documents.

Project Number.

The Lee County project number as listed in the Advertisement.

Proposal (Bid, Bid Proposal).

The offer of a bidder, on the prescribed form, to perform the work and to furnish the labor and materials at the prices quoted.

Proposal Form.

The official form on which the Department requires formal bids to be prepared and submitted for the work.

Proposal Guaranty

The security furnished by the bidder as guaranty that the bidder will enter into the Contract for the work if the Department accepts the proposal.

Request for Correction.

A document initiated by the Contractor proposing a method for correction of work that is not in compliance with the Contract Documents. The Request for Correction is submitted to the Engineer for review and disposition.

Request for Information.

A document initiated by the Contractor that is submitted to the Engineer for interpretation of a Contract Document provision, the meaning of which is not clear to the Contractor. The Request for Information is submitted to the Engineer for review and disposition.

Request for Modification.

A document initiated by the Contractor requesting to modify the Contract Documents, that is submitted to the Engineer for review and disposition.

Right-of-Way.

The land that the Department has title to, or right of use, for the road and its structures and appurtenances, and for material pits furnished by the Department.

Roadbed.

The portion of the roadway occupied by the subgrade and shoulders.

Roadway.

The portion of a highway within the limits of construction.

Secretary.

As used in Divisions II and III of the Standard Specifications, the Secretary shall mean the Chair.

Section.

A numbered prime division of these Specifications.

Site.

The real property or other areas designated in the Contract Documents as being furnished by County for the performance of the Work, storage, or access.

Special Event.

Any event, including but not limited to, a festival, fair, run or race, motorcade, parade, civic activity, cultural activity, charity or fund drive, sporting event, or similar activity designated in the Contract Documents.

Special Provisions.

See definition for Specifications.

Specialty Engineer.

A Professional Engineer registered in the State of Florida, other than the Engineer of Record or his subcontracted consultant, who undertakes the design and drawing preparation of components, systems, or installation methods and equipment for specific temporary portions of the project work or for special items of the permanent works not fully detailed in the Plans and required to be furnished by the Contractor. The Specialty Engineer may also provide designs and details, repair designs and details, or perform Engineering Analyses for items of the permanent work declared by the State Construction Office to be "minor" or "non-structural".

For items of work not specifically covered by the Rules of the Department of Transportation, a Specialty Engineer is qualified if he has the following qualifications:

1. Registration as a Professional Engineer in the State of Florida.
2. The education and experience necessary to perform the submitted design as required by the Florida Department of Business and Professional Regulation.

Specifications.

The directions, provisions, and requirements contained herein, together with all stipulations contained in the Contract Documents, setting out or relating to the method and manner of performing the work, or to the quantities and qualities of materials and labor to be furnished under the Contract.

Standard Specifications: Specifications for construction applicable to all Department Contracts containing adopted requirements, setting out or relating to the method or manner of performing work, or to the quantities and qualities of materials and labor. The Standard Specifications comprise three Divisions, as follows:

Division I: "Lee County Department of Transportation Division I General Requirements and Covenants" contained in the Contract Documents.

Division II and III: Divisions II and III of the "FDOT Standard Specifications for Road and Bridge Construction", as otherwise amended herein. The applicable version is cited in the Special Provisions.

Supplemental Specifications: Approved additions and revisions to Divisions II and III of the Standard Specifications, applicable to all Department Contracts.

Special Provisions: Specific clauses adopted by the Department that add to or revise the Standard Specifications or supplemental specifications, setting forth conditions varying from or additional to the Standard Specifications applicable to a specific project.

Technical Special Provisions: Specifications, of a technical nature, prepared, signed, and sealed by an Engineer registered in the State of Florida that are made part of the Contract as an attachment to the Contract Documents.

Standard Plans.

"Standard Plans for Road and Bridge Construction", an electronic book describing and detailing aspects of the Work. Where the term Design Standards appears in the Contract Documents, it will be synonymous with Standard Plans.

Standard Specifications.

See definition for Specifications.

State.

State of Florida.

Subarticle.

A headed and numbered subdivision of an Article of a Section of these Specifications.

Subgrade.

The portion of the roadbed immediately below the base course or pavement, including below the curb and gutter, valley gutter, shoulder and driveway pavement. The subgrade limits ordinarily include those portions of the roadbed shown in the Plans to be constructed to a design bearing value or to be otherwise specially treated. Where no limits are shown in the Plans, the subgrade section extends to a depth of 12 inches below the bottom of the base or pavement and outward to 6 inches beyond the base, pavement, or curb and gutter.

Substructure.

All of that part of a bridge structure below the bridge seats, including the parapets, backwalls, and wingwalls of abutments.

Superintendent.

The Contractor's authorized representative in responsible charge of the work.

Superstructure.

The entire bridge structure above the substructure, including anchorage and anchor bolts, but excluding the parapets, backwalls, and wingwalls of abutments.

Supplemental Agreement

A written agreement between the Contractor and the Department, modifying the Contract within the limitations set forth in these Specifications, may also be referred to as a Change Order.

Supplemental Specifications

See definition for Specifications.

Surety.

The corporate body that is bound by the Contract Bond with and for the Contractor and responsible for the performance of the Contract and for payment of all legal debts pertaining thereto.

Technical Special Provisions.

See definition for Specifications.

Traveled Way.

The portion of the roadway for the movement of vehicles, exclusive of shoulders and bicycle lanes.

Unilateral Payment.

A payment of money made to the Contractor by the Department for sums the Department determines to be due to the Contractor for work performed on the project, and whereby the Contractor by acceptance of such payment does not waive any rights the Contractor may otherwise have against the Department for payment of any additional sums the Contractor claims are due for the work.

Work.

All labor, materials and incidentals required to execute and complete the requirements of the Contract including superintendence, use of equipment and tools, and all services and responsibilities prescribed or implied.

Work Order.

A written agreement between the Contractor and the Department modifying the Contract within the limitations set forth in these Specifications. Funds for this agreement are drawn against the Initial Contingency Pay Item or a Contingency Supplemental Agreement.

Working Day.

Any calendar day on which the Contractor works or is expected to work in accordance with the approved work progress schedule.

SECTION 2 PROPOSAL REQUIREMENTS AND CONDITIONS

2-1 Reserved

2-2 Reserved

2-3 Interpretation of Estimated Quantities.

2-3.1 Lump Sum Contracts: The Contractor is responsible for the determination of the quantities for those items constructed within the authorized plan limits or dimensions.

The County does not assume any responsibility for any incidental information in bid documents that may be construed as a quantity of work and/or materials.

2-3.2 Contracts other than Lump Sum: For those items constructed within authorized plan limits or dimensions, use the quantities shown in the Plans and in the Proposal Form as the basis of the bid. The County will also use these quantities for final payment as limited by the provisions for the individual items. For those items having variable final pay quantities that are dependent on actual field conditions, use and measurement, the quantities shown in the Plans and in the Proposal Form are approximate and provide only a basis for calculating the bid upon which the County will award the Contract. Where items are listed for payment as lump sum units and the Plans show estimates of component quantities, the County is responsible for the accuracy of those quantities limited to the provisions of 9-3.3. Where items are listed for payment as lump sum units and the Plans do not show estimates of component quantities, the Contractor is solely responsible for their own estimates of such quantities.

The County may increase, decrease, or omit the estimated quantities of work to be done or materials to be furnished.

2-4 Examination of Plans, Specifications, Special Provisions and Site of Work.

The Contractor is responsible for examining the Contract Documents and the site of the proposed Work carefully before submitting a Proposal for the Work contemplated. Contractor shall investigate the conditions to be encountered, as to the character, quality, and quantities of work to be performed and materials to be furnished, and as to the requirements of all Contract Documents.

The County does not guarantee the details pertaining to borings, as shown in the Contract Documents, to be more than a general indication of the materials likely to be found adjacent to holes bored at the site of the work, approximately at the locations indicated. The Contractor shall examine boring and pavement core data, where available, and make their own interpretation of the subsoil investigations and other preliminary data and shall base their bid solely on their own opinion of the conditions likely to be encountered.

The Contractor's submission of a Proposal is prima facie evidence that the Contractor has made an examination as described in this Article.

2-5 Reserved

2-6 Reserved

2-7 Reserved

2-8 Reserved

2-9 Reserved

2-10 Reserved

2-11 Reserved

2-12 Material, Samples and Statement.

The County may require that the Contractor furnish a statement of the origin, composition, and manufacture of any and all materials to be used in the construction of the work, together with samples that may be subjected to the tests provided for in these Specifications to determine the materials' quality and fitness for the work.

SECTION 3

RESERVED

SECTION 4 SCOPE OF THE WORK

4-1 Intent of Contract.

The intent of the Contract is to provide for the construction and completion in every detail of the Work described in the Contract. Furnish all labor, materials, equipment, tools, transportation, and supplies required to complete the work in accordance with the Contract Documents.

4-2 Work not covered by Standard Specifications.

Proposed construction and any contractual requirements not covered by these Standard Specifications may be covered by Contract Plan notes or by Supplemental Specifications or Special Provisions for the Contract, and all requirements of such Supplemental Specifications or Special Provisions shall be considered as a part of these Specifications.

4-3 Alteration of Plans or of Character of Work.

4-3.1 General: The Director reserves the right to make, at any time prior to or during the progress of the work, such increases or decreases in quantities, whether a significant change or not, and such alterations in the details of construction, whether a substantial change or not, including but not limited to alterations in the grade or alignment of the road or structure or both, as may be found necessary or desirable by the Director. Such increases, decreases or alterations shall not constitute a breach of Contract, shall not invalidate the Contract, nor release the Surety from any liability arising out of this Contract or the Surety bond. Minor increases, decreases or alterations that do not change the scope of the Project, the Project cost, or the Contract Time may be initially authorized in a Field Directive Change Order. The Contractor agrees to perform the work, as altered, the same as if it had been a part of the original Contract. All Field Directive Change Orders shall be approved as a Supplemental Agreement pursuant to 4-3.4 prior to Project close-out.

The term "significant change" applies only when:

1. The Director determines that the character of the work as altered differs materially in kind or nature from that involved or included in the original proposed construction, or
2. A major item of work, as defined in 1-3, is increased in excess of 125% or decreased below 75% of the original Contract quantity. The County will apply any price adjustment for an increase in quantity only to that portion in excess of 125% of the original Contract item quantity in accordance with 4-3.2 below. In the case of a decrease below 75% the County will only apply a price adjustment for the additional costs that are a direct result of the reduction in quantity.

In (1) above, the determination by the Director shall be conclusive. If the determination is challenged by the Contractor in any proceeding, the Contractor must establish by clear and convincing proof that the determination by the Director was without any reasonable basis.

4-3.2 Increase, Decrease or Alteration in the Work: The Director reserves the right to make alterations in the character of the work which involve a substantial change in the nature of the design or in the type of construction or which materially increases or decreases the cost or time of performance. Such alteration shall not constitute a breach of Contract, shall not invalidate the Contract or release the Surety.

Notwithstanding that the Contractor shall have no formal right whatsoever to any extra compensation or time extension deemed due by the Contractor for any cause unless and until the Contractor follows the procedures set forth in 5-12.2 for preservation, presentation and resolution

of the claim, the Contractor may at any time, after having otherwise timely submitted a notice of intent to claim or preliminary time extension request pursuant to 5-12.2 and 8-7.3.2, submit to the County a request for equitable adjustment of compensation or time or other dispute resolution proposal. The Contractor shall in any request for equitable adjustment of compensation, time, or other dispute resolution proposal certify under oath and in writing, in accordance with the formalities required by Florida law, that the request is made in good faith, that any supportive data submitted is accurate and complete to the Contractor's best knowledge and belief, and that the amount of the request accurately reflects what the Contractor in good faith believes to be the County's responsibility. Such certification must be made by an officer or director of the Contractor with the authority to bind the Contractor. Any such certified statements of entitlement and costs shall be subject to the audit provisions set forth in 5-12.14. While the submittal or review of a duly certified request for equitable adjustment shall neither create, modify, nor activate any legal rights or obligations as to the Contractor or the County, the County will review the content of any duly certified request for equitable adjustment or other dispute resolution proposal, with any further action or inaction by the County thereafter being in its sole discretion. Any request for equitable adjustment that fails to fully comply with the certification requirements will not be reviewed by the County.

The monetary compensation provided for below constitutes full and complete payment for such additional work and the Contractor shall have no right to any additional monetary compensation for any direct or indirect costs or profit for any such additional work beyond that expressly provided below. The Contractor shall be entitled to a time extension only to the extent that the performance of any portion of the additional work is a controlling work item and the performance of such controlling work item actually extends completion of the project due to no fault of the Contractor. All time related costs for actual performance of such additional work are included in the compensation already provided below and any time extension entitlement hereunder will be without additional monetary compensation. The Contractor shall have no right to any monetary compensation or damages whatsoever for any direct or indirect delay to a controlling work item arising out of or in any way related to the circumstances leading up to or resulting from additional work (but not relating to the actual performance of the additional work, which is paid for as otherwise provided herein), except only as provided for under 5-12.6.2.1.

4-3.2.1 Allowable Costs for Extra Work: The Director may direct in writing that extra work be done and, at the Director's sole discretion, the Contractor will be paid pursuant to an agreed Supplemental Agreement or in the following manner:

1. Labor and Burden: The Contractor will receive payment for actual costs of direct labor and burden for the additional or unforeseen work. Labor includes foremen actually engaged in the work; and will not include project supervisory personnel nor necessary on-site clerical staff, except when the additional or unforeseen work is a controlling work item and the performance of such controlling work item actually extends completion of the project due to no fault of the Contractor. Compensation for project supervisory personnel, but in no case higher than a Project Manager's position, shall only be for the pro-rata time such supervisory personnel spent on the contract. In no case shall an officer or director of the Company, nor those persons who own more than 1% of the Company, be considered as project supervisory personnel, direct labor or foremen hereunder.

Payment for burden shall be limited solely to the following:

Table 4-3.2.1	
Item	Rate
FICA	Rate established by Law
FUTA/SUTA	Rate established by Law
Medical Insurance	Actual
Holidays, Sick & Vacation benefits	Actual
Retirement benefits	Actual
Workers Compensation	Rates based on the National Council on Compensation Insurance basic rate tables adjusted by Contractor's actual experience modification factor in effect at the time of the additional work or unforeseen work.
Per Diem	Actual but not to exceed State of Florida's rate
Insurance*	Actual
* Compensation for Insurance is limited solely to General Liability Coverage and does not include any other insurance coverage (such as, but not limited to, Umbrella Coverage, Automobile Insurance, etc.).	

At the Pre-construction conference, certify to the Director the following:

- a. A listing of on-site clerical staff, supervisory personnel and their pro-rated time assigned to the contract,
- b. Actual Rate for items listed in Table 4-3.2.1,
- c. Existence of employee benefit plan for Holiday, Sick and Vacation benefits and a Retirement Plan, and,
- d. Payment of Per Diem is a company practice for instances when compensation for Per Diem is requested.

Such certification must be made by an officer or director of the Contractor with authority to bind the Contractor. Timely certification is a condition precedent to any right of the Contractor to recover compensations for such costs, and failure to timely submit the certification will constitute a full, complete, absolute and irrevocable waiver by the Contractor of any right to recover such costs. Any subsequent changes shall be certified to the Director as part of the cost proposal or seven calendar days in advance of performing such extra work.

2. Materials and Supplies: For materials accepted by the Director and used on the project, the Contractor will receive the actual cost of such materials incorporated into the work, including Contractor paid transportation charges (exclusive of equipment as hereinafter set forth). For supplies reasonably needed for performing the work, the Contractor will receive the actual cost of such supplies.

3. Equipment: For any machinery or special equipment (other than small tools), including fuel and lubricant, the Contractor will receive 100% of the "Rental Rate Blue Book" for the actual time that such equipment is in operation on the work, and 50% of the "Rental Rate Blue Book" for the time the equipment is directed to standby and remain on the project site, to be calculated as indicated below. The equipment rates will be based on the latest edition (as of the date the work to be performed begins) of the "Rental Rate Blue Book for Construction Equipment" as published by EquipmentWatch division of Informa Business Media, Inc., using all instructions and adjustments contained therein and as modified below. On all projects, the Director will adjust the

B = Original Contract Time
 C = 8%
 D = Average Overhead Per Day

Cumulative Calendar Days is defined as the combined total number of calendar days granted as time extensions due to either extra work, excluding overruns to existing contract items, that extend the duration of the project or delay of a controlling work item caused solely by the County, or the combined total number of calendar days for which a claim of entitlement to a time extension due to delay of a controlling work item caused solely by the County is otherwise ultimately determined to be in favor of the Contractor.

No compensation, whatsoever, will be paid to the Contractor for any jobsite overhead and other indirect impacts when the total number of calendar days granted for time extension due to delay of a controlling work item caused solely by the County is, or the total number of calendar days for which entitlement to a time extension due to delay of a controlling work item caused solely by the County is otherwise ultimately determined in favor of the Contractor to be, equal to or less than ten calendar days and the Contractor also fully assumes all monetary risk of any and all partial or single calendar day delay periods, due to delay of a controlling work item caused solely by the County, that when combined together are equal to or less than ten calendar days and regardless of whether monetary compensation is otherwise provided for hereunder for one or more calendar days of time extension entitlement for each calendar day exceeding ten calendar days. All calculations under this provision shall exclude weather days, Holidays, and Special Events.

Further, for (a) or (b) above, in the event there are concurrent delays to one or more controlling work items, one or more being caused by the County and one or more being caused by the Contractor, the Contractor shall be entitled to a time extension for each day that a controlling work item is delayed by the County but shall have no right to nor receive any monetary compensation for any indirect costs for any days of concurrent delay.

4-3.2.2 Subcontracted Work: Compensation for the additional or unforeseen work performed by a subcontractor shall be limited solely to that provided for in 4-3.2.1 (1), (2), (3) and (4)(a). In addition, the Contractor compensation is expressly limited to the greater of the total provided in either 4-3.2.1(4)(a) or (4)(b), except that the Average Overhead Per-Day calculation is as follows:

$$Ds = \frac{As \times C}{B}$$

Where As = Original Contract Amount minus Original

Subcontract amounts(s)*

B = Original Contract Time

C = 8%

Ds = Average Overhead Per-Day

* deduct Original Subcontract Amount(s) of subcontractor(s)

performing the work

The subcontractor may receive compensation for any premium for acquiring a bond for the additional or unforeseen work; provided, however, that such payment for additional subcontractor bond will only be paid upon presentment to the County of clear and convincing proof that the subcontractor has actually submitted and paid for separate bond premiums for such additional or unforeseen work in such amount and that the subcontractor was required by the Contractor to acquire a bond.

The Contractor shall require the subcontractor to submit a certification, in accordance with 4-3.2.1 (1), as part of the cost proposal and submit such to the Director. Such certification must be made by an officer or director of the subcontractor with authority to bind the subcontractor. Timely certification is a condition precedent to any right of the Contractor to recover compensation for such subcontractor costs, and failure to timely submit the certification will constitute a full, complete, absolute and irrevocable waiver by the Contractor of any right to recover such subcontractor costs.

4-3.3 No Waiver of Contract: Changes made by the Director will not be considered to waive any of the provisions of the Contract, nor may the Contractor make any claim for loss of anticipated profits because of the changes, or by reason of any variation between the approximate quantities and the quantities of work actually performed. All work shall be performed as directed by the Director and in accordance with the Contract Documents.

4-3.4 Conditions Requiring a Supplemental Agreement or Unilateral Payment: A Supplemental Agreement or Unilateral Payment will be used to clarify the Plans and Specifications of the Contract; to provide for unforeseen work, grade changes, or alterations in the Plans which could not reasonably have been contemplated or foreseen in the original Plans and Specifications; to change the limits of construction to meet field conditions; to provide a safe and functional connection to an existing pavement; to settle documented Contract claims; to make the project functionally operational in accordance with the intent of the original Contract and subsequent amendments thereto.

A Supplemental Agreement or Unilateral Payment may be used to expand the physical limits of the project only to the extent necessary to make the project functionally operational in accordance with the intent of the original Contract. The cost of any such agreement extending the physical limits of the project shall not exceed \$100,000 or 10% of the original Contract price, whichever is greater.

Except for Work included within a Field Directive Change Order, perform no work to be covered by a Supplemental Agreement or Unilateral Payment before written authorization is received from the Director. The Director's written authorization will set forth sufficient work information to allow the work to begin. The work activities, terms and conditions will be reduced to written Supplemental Agreement or Unilateral Payment form promptly thereafter. No payment will be made on a Supplemental Agreement or Unilateral Payment prior to the County's approval of the document.

4-3.5 Extra Work: Extra work authorized in writing by the Director will be paid in accordance with the formula in 4-3.2. Such payment will be the full extent of all monetary compensation entitlement due to the Contractor for such extra work. Any entitlement to a time extension due to extra work will be limited solely to that provided for in 4-3.2 for additional work.

4-3.6 Connections to Existing Pavement, Drives and Walks: Generally adhere to the limits of construction at the beginning and end of the project as detailed in the Plans. However, if the

Director determines that it is necessary to extend the construction in order to make suitable connections to existing pavement, the Director will authorize such a change in writing.

For necessary connections to existing walks and drives that are not indicated in the Plans, the Director will submit direction regarding the proper connections in accordance with the Standard Plans.

4-3.7 Differing Site Conditions: During the progress of the work, if subsurface or latent physical conditions are encountered at the site differing materially from those indicated in the Contract, or if unknown physical conditions of an unusual nature differing materially from those ordinarily encountered and generally recognized as inherent in the work provided for in the Contract are encountered at the site, the party discovering such conditions shall promptly notify the other party in writing of the specific differing conditions before the Contractor disturbs the conditions or performs the affected work.

Upon receipt of written notification of differing site conditions from the Contractor, the Director will investigate the conditions, and if it is determined that the conditions materially differ and cause an increase or decrease in the cost or time required for the performance of any work under the Contract, an adjustment will be made, excluding loss of anticipated profits, and the Contract will be modified in writing accordingly. The Director will notify the Contractor whether or not an adjustment of the Contract is warranted.

The Director will not allow a Contract adjustment for a differing site condition unless the Contractor has submitted the required written notice.

The Director will not allow a Contract adjustment under this clause for any effects caused to any other County or non-County projects on which the Contractor may be working.

4-3.8 Changes Affecting Utilities: The Contractor shall be responsible for identifying and assessing any potential impacts to a utility that may be caused by the changes proposed by the Contractor, and the Contractor shall at the time of making the request for a change notify the County in writing of any such potential impacts to utilities.

County approval of a Contractor proposed change does not relieve the Contractor of sole responsibility for all utility impacts, costs, delays or damages, whether direct or indirect, resulting from Contractor initiated changes in the design or construction activities from those in the original Contract Specifications, Design Plans (including Traffic Control Plans) or other Contract Documents and which effect a change in utility work different from that shown in the Utility Plans, joint project agreements or utility relocation schedules.

4-3.9 Cost Savings Initiative Proposal:

4-3.9.1 Intent and Objective:

1. This Subarticle applies to any cost reduction proposal (hereinafter referred to as a Proposal) that the Contractor initiates and develops for the purpose of refining the Contract to increase cost effectiveness or significantly improve the quality of the end result. County Potential Proposals will be discussed as an agenda item at the pre-construction meeting. This Subarticle does not, however, apply to any such proposal unless the Contractor identifies it at the time of its submission to the County as a proposal submitted pursuant to this Subarticle.

2. The County will consider Proposals that would result in net savings to the County by providing a decrease in the cost of the Contract. Proposals must result in savings without impairing essential functions and characteristics such as safety, service, life, reliability, economy of operation, ease of maintenance, aesthetics and necessary standard design features. However, nothing herein prohibits the Contractor from submitting Proposals when the required functions and

characteristics can be combined, reduced or eliminated because they are nonessential or excessive. The County will not recognize the Contractor's correction of plan errors that result in a cost reduction, as a Proposal.

3. The County shall have the right to reject, at its discretion, any Proposal submitted that proposes a change in the design of the pavement system or that would require additional right-of-way. Pending the County's execution of a formal supplemental agreement implementing an approved Proposal, the Contractor shall remain obligated to perform the work in accordance with the terms of the existing Contract. The County may grant time extensions to allow for the time required to develop and review a Proposal.

4. For potential Proposals not discussed at the Cost Savings Initiative Workshop, a mandatory concept meeting will be held for the Contractor and County to discuss the potential Proposal prior to development of the Proposal.

4-3.9.2 Subcontractors: The County encourages the Contractor to include the provisions of this Subarticle in Contracts with subcontractors and to encourage submission of Proposals from subcontractors. However, it is not mandatory to submit Proposals to the County or to accept or transmit subcontractor proposed Proposals to the County.

4-3.9.3 Data Requirements: As a minimum, submit the following information with each Proposal:

1. a description of the difference between the existing Contract requirement, including any time extension request, and the proposed change, and the comparative advantages and disadvantages.

2. separate detailed cost estimates for both the existing Contract requirement and the proposed change. Break down the cost estimates by pay item numbers indicating quantity increases or decreases and deleted pay items. Identify additional proposed work not covered by pay items within the Contract, by using pay item numbers in the Basis of Estimates Manual. In preparing the estimates, include overhead, profit, and bond within pay items in the Contract. Separate pay item(s) for the cost of overhead, profit, and bond will not be allowed.

3. an itemization of the changes, deletions or additions to Plan details, plan sheets, Standard Plans and Specifications that are required to implement the Proposal if the County adopts it. Submit preliminary plan drawings sufficient to describe the proposed changes.

4. engineering or other analysis in sufficient detail to identify and describe specific features of the Contract that must be changed if the County accepts the Proposal with a proposal as to how these changes can be accomplished and an assessment of their effect on other project elements. The County may require that engineering analyses be performed by a prequalified consultant in the applicable class of work. Support all design changes that result from the Proposal with drawings and computations signed and sealed by the Contractor's Engineer of Record. Written documentation or drawings will be submitted clearly delineating the responsibility of the Contractor's Engineer of Record.

5. the date by which the County must approve the Proposal to obtain the total estimated cost reduction during the remainder of the Contract, noting any effect on the Contract completion time or delivery schedule.

6. a revised project schedule that would be followed upon approval of the Proposal. This schedule would include submittal dates and review time for the County and Peer reviews.

4-3.9.4 Processing Procedures: Submit Proposals to the Director or his duly authorized representative. The County will process Proposals expeditiously; however, the County is not liable for any delay in acting upon a Proposal submitted pursuant to this Subarticle. The Contractor may withdraw, in whole or in part, a Proposal not accepted by the County within the period specified in the Proposal. The County is not liable for any Proposal development cost in the case where the County rejects or the Contractor withdraws a Proposal.

The Director is the sole judge of the acceptability of a Proposal and of the estimated net savings in construction costs from the adoption of all or any part of such proposal. In determining the estimated net savings, the County reserves the right to disregard the Contract bid prices if, in the judgment of the Director, such prices do not represent a fair measure of the value of work to be performed or to be deleted.

Prior to approval, the Director may modify a Proposal, with the concurrence of the Contractor, to make it acceptable. If any modification increases or decreases the net savings resulting from the Proposal, the County will determine the Contractor's fair share upon the basis of the Proposal as modified and upon the final quantities. The County will compute the net savings by subtracting the revised total cost of all bid items affected by the Proposal from the total cost of the same bid items as represented in the original Contract.

Prior to approval of the Proposal that initiates the supplemental agreement, submit acceptable Contract-quality plan sheets revised to show all details consistent with the Proposal design.

4-3.9.5 Computations for Change in Contract Cost of Performance: If the Proposal is adopted, the Contractor's share of the net savings as defined hereinafter represents full compensation to the Contractor for the Proposal.

The County will not include its costs to process and implement a Proposal in the estimate. However, the County reserves the right, where it deems such action appropriate, to require the Contractor to pay the County's cost of investigating and implementing a Proposal as a condition of considering such proposal. When the County imposes such a condition, the Contractor shall accept this condition in writing, authorizing the County to deduct amounts payable to the County from any monies due or that may become due to the Contractor under the Contract.

4-3.9.6 Conditions of Acceptance for Major Design Modifications of Category 2 Bridges: A Proposal that proposes major design modifications of a category 2 bridge, as determined by the Director, shall have the following conditions of acceptance:

All bridge Plans relating to the Proposal shall undergo an independent peer review conducted by a single independent engineering firm referred to for the purposes of this article as the Independent Review Engineer who is not the originator of the Proposal design, and is pre-qualified by the County in accordance with Rule 14-75, Florida Administrative Code. The independent peer review is intended to be a comprehensive, thorough verification of the original work, giving assurance that the design is in compliance with all County requirements. The Independent Review Engineer's comments, along with the resolution of each comment, shall be submitted to the County. The Independent Review Engineer shall sign and seal the submittal cover letter stating that all comments have been adequately addressed and the design is in compliance with the County requirements. If there are any unresolved comments the Independent Review Engineer shall specifically list all unresolved issues in the signed and sealed cover letter.

The Contractor shall designate a primary engineer responsible for the Proposal design and as such will be designated as the Contractor's Engineer of Record for the Proposal

design. The County reserves the right to require the Contractor's Engineer of Record to assume responsibility for design of the entire structure.

New designs and independent peer reviews shall be in compliance with all applicable County, FHWA and AASHTO criteria requirements including bridge load ratings.

4-3.9.7 Sharing Arrangements: If the County approves a Proposal, the Contractor shall receive 50% of the net reduction in the cost of performance of the Contract as determined by the final negotiated agreement between the Contractor and the County. The net reduction will be determined by subtracting from the savings of the construction costs the reasonable documented engineering costs incurred by the contractor to design and develop a Proposal. The reasonable documented engineering costs will be paid by the County. Engineering costs will be based on the consultant's certified invoice and may include the costs of the Independent Review Engineer in 4-3.9.6. The total engineering costs to be subtracted from the savings to determine the net reduction will be limited to 25% of the construction savings and shall not include any markup by the Contractor or the costs for engineering services performed by the Contractor.

4-3.9.8 Notice of Intellectual Property Interests and County's Future Rights to a Proposal:

4-3.9.8.1 Notice of Intellectual Property Interests: The Contractor's Proposal submittal shall identify with specificity any and all forms of intellectual property rights that either the Contractor or any officer, shareholder, employee, consultant, or affiliate, of the Contractor, or any other entity who contributed in any measure to the substance of the Contractor's Proposal development, have or may have that are in whole or in part implicated in the Proposal. Such required intellectual property rights notice includes, but is not limited to, disclosure of any issued patents, copyrights, or licenses; pending patent, copyright or license applications; and any intellectual property rights that though not yet issued, applied for or intended to be pursued, could nevertheless otherwise be subsequently the subject of patent, copyright or license protection by the Contractor or others in the future. This notice requirement does not extend to intellectual property rights as to stand-alone or integral components of the Proposal that are already on FDOT's Approved Product List (APL) or Standard Plans, or are otherwise generally known in the industry as being subject to patent or copyright protection.

4-3.9.8.2 County's Future Rights to a Proposal: Notwithstanding 7-3 nor any other provision of the Standard Specifications, upon acceptance of a Proposal, the Contractor hereby grants to the County and its contractors (such grant being expressly limited solely to any and all existing or future County construction projects and any other County projects that are partially or wholly funded by or for the County) a royalty-free and perpetual license under all forms of intellectual property rights to manufacture, to use, to design, to construct, to disclose, to reproduce, to prepare and fully utilize derivative works, to distribute, display and publish, in whole or in part, and to permit others to do any of the above, and to otherwise in any manner and for any purpose whatsoever do anything reasonably necessary to fully utilize any and all aspects of such Proposal on any and all existing and future construction projects and any other County projects.

Contractor shall hold harmless, indemnify and defend the County and its contractors and others in privity therewith from and against any and all claims, liabilities, other obligations or losses, and reasonable expenses related thereto (including reasonable attorneys' fees), which are incurred or are suffered by any breach of the foregoing grants, and regardless of whether such intellectual property rights were or were not disclosed by the Contractor pursuant to 4-3.9.8.1, unless the County has by express written exception in the Proposal acceptance process specifically

released the Contractor from such obligation to hold harmless, indemnify and defend as to one or more disclosed intellectual property rights.

4-4 Unforeseeable Work.

When the County requires work that is not covered by a price in the Contract and such work does not constitute a "Significant Change" as defined in 4-3.1, and the County finds that such work is essential to the satisfactory completion of the Contract within its intended scope, the County will make an adjustment to the Contract. The Director will determine the basis of payment for such an adjustment in a fair and equitable amount.

4-5 Rights in and Use of Materials Found on the Site of the Work.

4-5.1 Ownership and Disposal of Existing Materials: Take ownership and dispose of all materials that are not designated as the property of other parties, in both roadway and structures, found on the right-of-way, and all material in structures designated for removal. Such materials do not include earth or other excavated material required for the construction of the project. During construction, the Contractor may use materials from existing structures that are required to be removed and that are designated to remain the property of the County. Do not cut or otherwise damage such material during removal unless the Director gives permission to do so. Store material in an accessible location as the Director directs. The County is not responsible for the quality or quantity of any material salvaged.

4-5.2 Ornamental Trees and Shrubs: Take ownership of all ornamental trees or shrubs existing in the right-of-way that are required to be removed for the construction operations and which are not specifically designated in the Plans to be reset, or to be removed by others prior to the construction operations.

4-6 Final Cleaning Up of Right-of-Way.

Upon completion of the work, and before the County accepts the work and makes final payment, remove from the right-of-way and adjacent property all falsework, equipment, surplus and discarded materials, rubbish and temporary structures; restore in an acceptable manner all property, both public and private, that has been damaged during the prosecution of the work; and leave the waterways unobstructed and the roadway in a neat and presentable condition throughout the entire length of the work under Contract. Do not dispose of materials of any character, rubbish or equipment, on abutting property, with or without the consent of the property owners. The Director will allow the Contractor to temporarily store equipment, surplus materials, usable forms, etc., on a well-kept site owned or leased by the Contractor, adjacent to the project. However, do not place or store discarded equipment, materials, or rubbish on such a site.

Shape and dress areas adjacent to the project right-of-way that were used as plant sites, materials storage areas or equipment yards when they are no longer needed for such purposes. Restore these areas in accordance with 7-11.1 and 7-11.2. Grass these areas when the Director directs.

SECTION 5 CONTROL OF THE WORK

5-1 Plans and Working Drawings.

5-1.1 Contract Documents: Have available the Contract Documents on the worksite at all times.

5-1.2 County Plans: Plans consist of general drawings showing such details as are necessary to give a comprehensive idea of the construction contemplated. In general, roadway plans will show alignment, profile grades, typical cross-sections and general cross-sections. In general, structure plans will show in detail all dimensions of the work contemplated. When the structure plans do not show the dimensions in detail, they will show general features and such details as are necessary to give a comprehensive idea of the structure.

Grades shown are finished grades, and B.M. Datum is North American Vertical Datum 1988 (NAVD-1988), National Geodetic Vertical Datum of 1929 (NGVD-1929), or other datum as noted in the Plans.

5-1.3 Alterations in Plans: The County will issue, in writing, all authorized alterations affecting the requirements and information given on the approved Plans.

5-1.4 Shop Drawings:

5-1.4.1. Definitions: In addition to the definitions below, also refer to Section 1, Definitions and Terms.

1. Bracing: Temporary structural member(s) placed between beams, girders, piles, precast columns, etc. to provide stability during construction activities.

2. Construction Affecting Public Safety: Construction that may jeopardize public safety such as structures and construction operations spanning over or adjacent to functioning vehicular roadways, pedestrian walkways, railroads, navigable waterways and walls supporting fill sections or excavations immediately adjacent to functioning roadways. Construction Affecting Public Safety may also apply to the construction or demolition of a bridge with continuous beams or girders if traffic is being placed under one of the spans within the unit. It does not apply to those areas of the site outside the limits of normal public access. Adjacent as used above applies to any project or property where normal construction operations could impact functioning vehicular roadways, pedestrian walkways, railroads, and navigable waterways.

3. Contractor Originated Designs: Items which the Contract Documents require the Contractor to design, detail and incorporate into the permanent works.

4. Detailer: The steel detailer that prepares the steel shop drawings for the fabrication, geometry and fit-up for all steel members in accordance with the Plans.

5. Falsework: Any temporary construction work used to support the permanent structure until it becomes self-supporting. Falsework includes steel or timber beams, girders, columns, bracing, piles and foundations, and any proprietary equipment including modular shoring frames, post shores, and adjustable horizontal shoring.

6. Formwork: Any structure or mold used to retain plastic or fluid concrete in its designated shape until it hardens. Formwork may be comprised of common materials such as wood or metal sheets, battens, soldiers and walers, ties, proprietary forming systems such as stay-in-place metal forms, and proprietary supporting bolts, hangers and brackets. Formwork may be either permanent formwork requiring a shop drawing submittal such as stay-in-place metal or concrete forms, or may be temporary formwork which requires certification by the Specialty Engineer for Construction Affecting Public Safety and for Major and Unusual Structures.

7. Major and Unusual Structures: Bridges of complex design. Generally, this includes the following types of structures:

- a. Bridges with an individual span longer than 300 feet.
- b. Structurally continuous superstructures with spans over 150 feet.
- c. Steel box and plate girder bridges.

- d. Concrete or steel straddle piers and straddle pier caps.
 - e. Steel truss bridges including pedestrian steel truss spans that utilize proprietary designs.
 - f. Concrete segmental, post-tensioned girder bridges and post-tensioned substructures.
 - g. Cable stayed, extradosed or suspension bridges.
 - h. Arch bridges.
 - i. Tunnels.
 - j. All movable bridges (including specifically structural, electrical and mechanical components).
 - k. Rehabilitation, widening, lengthening or jacking of any of the above structures.
8. Permanent Works: All the permanent structures and parts thereof required of the completed Contract.
9. QA/QC Shop Drawing Check Points: The Engineer of Record is responsible for conducting a review of all shop drawings regardless of whether the shop drawing is originated by the Engineer of Record or by others. QA/QC Shop Drawing Check Prints shall consist of highlighting items that the EOR is able to verify based on the EOR's plans and design information on each sheet reviewed. Each sheet shall be initialed by the reviewer. QA/QC Shop Drawing Check Prints shall be submitted to the Department along with the stamped Shop Drawing.
10. Scaffolding: An elevated work platform used to support workers, materials and equipment, but not intended to support the structure.
11. Shop Drawings: A shop drawing is a drawing or set of drawings produced by the contractor, supplier, manufacturer, subcontractor, or fabricator for prefabricated components. Shop drawings also include all working drawings, erection plans, associated trade literature, material cut-sheets, calculations, schedules, erection manuals, geometry control manuals and other manuals and similar documents submitted by the Contractor to define some portion of the project work. The type of work includes both permanent and temporary works as appropriate to the project.
12. Shoring: A component of falsework such as horizontal, vertical or inclined support members. In this Section, this term is interchangeable with falsework.
13. Special Erection Equipment: Includes launching gantries, beam and winch equipment, form travelers, segment lifters, beam shifters, erection trusses, launching noses or similar items made purposely for construction of the structure. It does not apply to commonly available proprietary construction equipment such as cranes.
14. Temporary Works: Any temporary construction work necessary for the construction of the permanent works. This includes but is not limited to bracing, falsework, formwork, scaffolding, shoring, stability towers, strong-backs, counterweights, temporary earthworks, sheeting, cofferdams, and special erection equipment.

5-1.4.2 Shop Drawing Submittal and Review Requirements: See table below for shop drawing submittal and review requirements.

Table 5-1 Submittal and Review Requirements					
Shop Drawing for:	Originated by Specialty Engineer Not Signed and Sealed	Originated by Detailer Not Signed and Sealed	Originated by Specialty Engineer Signed and Sealed	Originated by Contractor's EOR Signed and Sealed	Requires Review, QA/QC Shop Drawing Check prints and disposition stamp by Design EOR
Steel Fabrication Drawings		Originator			Reviewer
Steel Erection Plan			Originator		Reviewer
Geometry Control Manual				Originator	Reviewer
Segmental Erection Manual				Originator	Reviewer
Segmental Shop Drawings					Reviewer
Post-tensioning Mock-up Plan			Originator		Reviewer
Post-tensioning Systems ¹			Originator		Reviewer
Pretensioned Prestressed Concrete Products Containing FRP Bars or Strands Excluding Standard Piles and Sheet Piles			Originator		Reviewer
Temporary Works Affecting Public Safety ²			Originator		Reviewer

Table 5-1 Submittal and Review Requirements					
Shop Drawing for:	Originated by Specialty Engineer Not Signed and Sealed	Originated by Detailer Not Signed and Sealed	Originated by Specialty Engineer Signed and Sealed	Originated by Contractor's EOR Signed and Sealed	Requires Review, QA/QC Shop Drawing Check prints and disposition stamp by Design EOR
Demolition Plans of Bridges with Continuous Beams or Girders Where One Span Within the Unit is Over Traffic			Originator		Reviewer
Prefabricated Bridge Elements and System Connection Mock-Up Plans			Originator		Reviewer
Bridge Formwork Including SIP Forms			Originator		Reviewer
Construction Equipment Placed on Existing Bridges				Originator	Reviewer
Bridge components not fully detailed in the Plans, i.e. post-tensioning details, handrails, temporary operating systems for movable bridges etc.				Originator	Reviewer
Retaining Wall Systems			Originator		Reviewer

Table 5-1 Submittal and Review Requirements					
Shop Drawing for:	Originated by Specialty Engineer Not Signed and Sealed	Originated by Detailer Not Signed and Sealed	Originated by Specialty Engineer Signed and Sealed	Originated by Contractor's EOR Signed and Sealed	Requires Review, QA/QC Shop Drawing Check prints and disposition stamp by Design EOR
Precast Box Culverts			Originator		Reviewer
Non-standard structures and components for drainage, lighting, signalization and signing			Originator		Reviewer
Building structures			Originator ³		Reviewer ⁴
Non-standard crash cushions and other nonstructural items			Originator		Reviewer
Design and structural details furnished by the Contractor in compliance with the Contract				Originator	Reviewer
Material or Product Cut-Sheets	Originator				Reviewer
1. Includes approved post-tensioning systems and project specific integration details of the approved system. 2. Does not include formwork complying with Standard Plans, Index 102-600 (concrete placement is not permitted directly over traffic). Also, does not include critical temporary walls that are fully detailed in the plans unless redesigned by the Contractor. Does not include specialized equipment if traffic is removed from under equipment while equipment is being loaded, launched, and while loads are being transported by equipment. 3. In lieu of a Specialty Engineer, originator may be a licensed Architect. 4. In lieu of the Design Engineer of Record, the reviewer may be the Design Architect of Record.					

5-1.4.3 Schedule of Submittals: Prepare and submit a schedule of submittals that identifies the work for which shop drawings apply. For each planned submittal, define the type, and approximate number of drawings or other documents that are included and the planned submittal date, considering the processing requirements herein. Submit the schedule of submittals to the CEI Consultant within 60 days of the start of the Contract, and prior to the submission of any shop drawings.

Coordinate subsequent submittals with construction schedules to allow sufficient time for review, resubmittal and approval prior to beginning fabrication as necessary.

5-1.4.4 Style, Numbering, and Material of Submittals:

5-1.4.4.1 Drawings: Submit all shop drawings that are necessary to complete the structure in compliance with the design shown in the Plans. Prepare all shop drawings using the same units of measure as those used in the Plans. Consecutively number each sheet in the submittal series, and indicate the total number in the series (i.e., 1 of 12, 2 of 12 . . . 12 of 12). Include on each sheet the following items as a minimum requirement: the complete Project Number, Financial Project Identification Number (if applicable), Bridge Number(s), drawing title and number, a title block showing the names of the fabricator or producer and the Contractor for which the work is being done, the initials of the person(s) responsible for the drawing, the date on which the drawing was prepared, the location of the item(s) within the project, the Contractor's approval stamp with date and initials, and, when applicable, the documents shall be signed and sealed by the Specialty Engineer or Contractor's Engineer of Record. A re-submittal will be requested when any of the required information is not included.

Shop drawings shall be submitted in Portable Document Format (PDF) files, formatted on sheets 11 by 17 inches.

5-1.4.4.2 Other Documents: Submit PDF files of other documents such as trade literature, catalogue information, calculations, and manuals formatted on sheets no larger than 11 by 17 inches. Clearly label and number each sheet in the submittal to indicate the total number of sheets in the series (i.e., 1 of 12, 2 of 12 . . . 12 of 12).

Prepare all documents using the same units of measure as the Plans and include a Table of Contents cover sheet. List on the cover sheet the total number of pages and appendices, and include the complete Project Number, Financial Project Identification Number (if applicable), a title referencing the submittal item(s), the name of the firm and person(s) responsible for the preparation of the document, the Contractor's approval stamp with date and initials, and, when applicable, the documents shall be signed and sealed by the Specialty Engineer or Contractor's Engineer of Record.

Submit appropriately prepared and checked calculations and manuals that clearly outline the design criteria. Include on the internal sheets the complete Financial Project Identification Number and the initials of the person(s) responsible for preparing and checking the document.

Clearly label trade literature and catalogue information on the front cover with the title, Financial Project Identification Number, date and name of the firm and person(s) responsible for that document.

5-1.4.5 Submittal Paths:

5-1.4.5.1 General: Shop drawings are not required for items on the Approved Products List used as intended in the relevant Standard Plans and Standard Specifications. For non-prequalified items, details of the submittal path and protocol to be followed will be established by the CEI Consultant and communicated at the preconstruction

conference. Shop drawing review will be performed by the Engineer of Record for the project feature associated with each submittal and communicated through the CEI Consultant. Shop drawing submittals shall include other information such as catalog data, procedure manuals, fabrication/welding procedures, and maintenance and operating procedures when required by the work. Submit material certifications and material tests to the CEI Consultant. The Contractor is responsible for checking and verifying any necessary field dimensions required in the development of shop drawings.

5-1.4.5.2 Building Structures: Submit shop drawings, and all correspondence related to building structures to the CEI Consultant for review and approval.

5-1.4.5.3 Contractor-Originated Design: Submit shop drawings and applicable calculations to the CEI Consultant for review. The shop drawings and applicable calculations must be signed and sealed by the Specialty Engineer or the Contractor's Engineer of Record. Submit in accordance with the requirements of 5-1.4.1 through 5-1.4.3, as appropriate.

5-1.4.5.4 Temporary Works: For Construction Affecting Public Safety, submit to the CEI Consultant shop drawings and the applicable calculations for the design of special erection equipment, bracing, falsework, scaffolding, etc. The shop drawings and applicable calculations must be signed and sealed by the Specialty Engineer. Submit in accordance with the requirements of 5-1.4.1 through 5-1.4.3, as appropriate.

5-1.4.5.5 Demolition Plans of Bridges with Continuous Beams or Girders when Traffic is Under Any of the Spans of the Unit During Demolition Activities: For demolition plans of bridges with continuous beams or girders when traffic is placed under any of the spans of the unit during demolition activities, the Specialty Engineer shall prepare signed and sealed demolition plans and applicable calculations including a step-by-step sequence of demolition, etc. Clearly denote any traffic restrictions for all demolition steps. Submit in accordance with the requirements of 5-1.4.1 through 5-1.4.3, as appropriate.

5-1.4.5.6 Falsework Founded on Shallow Foundations: When vertical displacement limits are provided in the Plans for falsework founded on shallow foundations such as spread footings and mats, submit to the CEI Consultant shop drawings and applicable calculations of the falsework system including subsurface conditions and settlement estimates. The shop drawings and applicable calculations must be signed and sealed by the Specialty Engineer. Submit in accordance with the requirements of 5-1.4.5.1 through 5-1.4.5.3, as appropriate.

5-1.4.5.7 Formwork and Scaffolding: The Contractor is solely responsible for the safe installation and use of all formwork and scaffolding. The County does not require any formwork or scaffolding submittals unless such work would be classified as Construction Affecting Public Safety. For formwork, scaffolding, or other temporary works affecting public safety; develop the required designs in accordance with the AASHTO Guide Design Specifications for Bridge Temporary Works, the AASHTO Construction Handbook for Bridge Temporary Works, and Chapter 11 of the Structures Design Guidelines (SDG) using wind loads specified in the SDG.

5-1.4.5.8 Beam, Girder and Column Temporary Bracing: The Contractor is solely responsible for ensuring stability of beams, girders and columns during all handling, storage, shipping and erection. Adequately brace beams, girders and columns to resist wind, weight of forms and other temporary loads, especially those eccentric to the vertical axis of the products, considering actual beam geometry and support conditions during all stages of erection and deck construction. At a minimum, provide temporary bracing at each end of each

beam or girder. Develop the required bracing designs in accordance with the AASHTO LRFD Bridge Design Specifications (LRFD) and Chapter 11 of the SDG using wind loads specified in the SDG. For information not included in the SDG or LRFD, refer to the AASHTO Guide Design Specifications for Bridge Temporary Works and the AASHTO Construction Handbook for Bridge Temporary Works.

For Construction Affecting Public Safety, when temporary bracing requirements are shown in the Plans, submit plans and calculations signed and sealed by a Specialty Engineer for the design of temporary bracing members and connections based on the forces shown in the Plans. In addition, submit a written certification that construction loads do not exceed the assumed loads shown in the Plans.

For Construction Affecting Public Safety, when temporary bracing requirements are not shown in the Plans or an alternate temporary bracing system is proposed, submit plans and calculations signed and sealed by a Specialty Engineer including the stability analysis and design of temporary bracing members and connections.

5-1.4.5.9 Erection Plan, Geometry Control Manual and Erection Manual: Submit, for the Director's review, an Erection Plan that meets the specific requirements of Sections 450, 452 and 460 and this section. Submit in writing for the Engineer's review, an Erection Manual and Geometry Control Manual that meets the specific requirements of Section 462 and this Section. For all Erection Plans and Erection Manuals refer to Standard Plans, Index-102- 600 for construction activities not permitted over traffic. For construction activities not covered in Index 102-600, clearly denote what additional construction steps are not allowed over traffic.

5-1.4.5.10 Other Miscellaneous Design and Structural Details
Furnished by the Contractor in Compliance with the Contract: The CEI Consultant shall review all shop drawings and the applicable calculations for miscellaneous design and structural details as required by the Contract. The shop drawings and applicable calculations will be signed and sealed by the Specialty Engineer. Submit in accordance with the requirements of 5-1.4.1 through 5-1.4.3, as appropriate.

5-1.4.5.10 Project Shop Drawing Package: Upon completion of the work, but prior to authorization of final payment, the Contractor shall furnish the Director one complete, indexed and cataloged PDF file containing all of the Contractors, Subcontractors, and manufacturers shop drawings and catalog data as finally checked and reviewed by the Director with all modifications accepted by the Director subsequent thereto, showing the work as actually completed.

5-1.4.6 Processing of Shop Drawings:

5-1.4.6.1 Contractor Responsibility for Accuracy and Coordination of Shop Drawings: Coordinate, schedule, and control all submittals, with a regard for the required priority, including those of the various subcontractors, suppliers, and engineers, to provide for an orderly and balanced distribution of the work.

Coordinate, review, date, stamp, approve and sign all shop drawings prepared by the Contractor or agents (subcontractor, fabricator, supplier, etc.) prior to submitting them to the CEI Consultant. Submittal of the drawings confirms verification of the work requirements, units of measurement, field measurements, construction criteria, sequence of assembly and erection, access and clearances, catalog numbers, and other similar data. Indicate on each series of drawings the specification section and sheet or drawing number of the Contract Plans to which the submission applies. Indicate on the shop drawings all deviations from the

Contract drawings and itemize all deviations in the letter of transmittal. Likewise, whenever a submittal does not deviate from the Contract Plans, clearly state so in the submittal.

Schedule the submission of shop drawings to allow for a 45 calendar day review period for all submittals associated with a category 2 bridge; tolling components identified in the current FDOT General Tolling Requirements (GTR) Part 3; and the tolling-related signing, DMS and ITS infrastructure. Schedule the submission of shop drawings to allow for a 25 calendar day review period for all other items. The review period commences upon the CEI Consultant's receipt of the valid submittal or valid re-submittal and terminates upon the transmittal of the submittal back to the Contractor. A valid submittal includes all the minimum requirements outlined in 5-1.4.4.

Submit shop drawings to facilitate expeditious review. The Contractor is discouraged from transmitting voluminous submittals of shop drawings at one time. For submittals transmitted in this manner, allow for the additional review time that may result.

Only shop drawings distributed with the approval stamps are valid and all work that the Contractor performs in advance of approval will be at the Contractor's risk. Work affecting Public Safety may not be performed prior to approval of appropriate submittals and work may not proceed at the Contractor's risk.

5-1.4.6.2 Scope of Review by Engineer of Record: The Engineer of Record's review of the shop drawings is for conformity to the requirements of the Contract Documents and to the intent of the design. The Engineer of Record's review of shop drawings which include means, methods, techniques, sequences, and construction procedures are limited to the effects on the permanent works. The Engineer of Record's review of submittals which include means, methods, techniques, sequences, and construction procedures does not include an in-depth check for the ability to perform the work in a safe or efficient manner.

5-1.4.6.3 Special Review by Engineer of Shop Drawings for Construction Affecting Public Safety: The Engineer may request copies of shop drawings related to Construction Affecting Public Safety for review and comment. When shop drawings are requested do not proceed with construction of the permanent works until receiving the Engineer's written approval.

5-1.4.7 Other Requirements for Shop Drawings for Bridges:

5-1.4.7.1 Shop Drawings for Structural Steel and Miscellaneous Metals: Submit shop drawings for structural steel and miscellaneous metals. Shop drawings shall consist of shop and erection drawings, welding procedures, and other working plans, showing details, dimensions, sizes of material, and other information necessary for the complete fabrication and erection of the metal work.

5-1.4.7.2 Shop Drawings for Concrete Structures: Submit shop drawings for concrete components that are not cast-in-place and are not otherwise exempted from submittal requirements. Also, submit shop drawings for all details that are required for the effective execution of the concrete work and are not included in the Contract Documents such as: special erection equipment, masonry layout diagrams, and diagrams for bending reinforcing steel, in addition to any details required for concrete components for the permanent work.

5-1.4.7.3 Shop Drawings for Major and Unusual Structures: In addition to any other requirements, within 60 days from the Notice to Proceed, submit information to the Director outlining the integration of the Major and Unusual Structure into the overall approach to the project. Where applicable to the project, include, but do not limit this information to:

1. The overall construction program for the duration of the Contract. Clearly show the Milestone dates. (For example, the need to open a structure by a certain time for traffic operations.)

2. The overall construction sequence. The order in which individual structures are to be built, the sequence in which individual spans of girders or cantilevers are erected, and the sequence in which spans are to be made continuous, and the order that components are to be installed (such as mechanical and electrical devices in moveable bridges).

3. The general location of any physical obstacles to construction that might impose restraints or otherwise affect the construction, and an outline of how to deal with such obstacles while building the structure(s). (For example, obstacles might include road, rail and waterway clearances, temporary diversions, transmission lines, utilities, property, and the Contractor's own temporary works, such as haul roads, cofferdams, plant clearances and the like.)

4. The approximate location of any special lifting equipment in relation to the structure, including clearances required for the operation of the equipment. (For example, crane positions, operating radii and the like.)

5. The approximate location of any temporary falsework, and the conceptual outline of any special erection equipment. Provide the precise locations and details of attachments, fixing devices, loads, etc. in later detailed submittals.

6. An outline of the handling, transportation, and storage of fabricated components, such as girders or concrete segments. Provide the precise details in later detailed submittals.

7. Any other information pertinent to the proposed scheme or intended approach.

Clearly and concisely present the above information on as few drawings as possible in order to provide an overall, integrated summary of the intended approach to the project. The County will use these drawings for information, review planning, and to assess the Contractor's approach in relation to the intent of the original design. Submittal to and receipt by the Director does not constitute any County acceptance or approval of the proposals shown thereon. Include the details of such proposals on subsequent detailed shop drawing submittals. Submit timely revisions and re-submittals for all variations from these overall scheme proposals.

5-1.4.8 Cost of Shop Drawings: Include the cost of shop drawings submittal in the Contract prices for the work requiring the shop drawings. The County will not pay the Contractor additional compensation for such drawings.

5-1.5 Certifications:

5-1.5.1 Special Erection Equipment: Prior to its use, ensure that the Specialty Engineer personally inspects the special erection equipment and submits a written certification to the Director that the equipment has been fabricated in accordance with the submitted drawings and calculations. In addition, after assembly, ensure that the Specialty Engineer observes the equipment in use and submits a written certification to the Director that such equipment is being used as intended and in accordance with the submitted drawings and calculations. In each case, the Specialty Engineer must sign and seal the letter of certification.

5-1.5.2 Falsework and Shoring Requiring Shop Drawings: After its erection or installation but prior to the application of any superimposed load, ensure that a Specialty Engineer or a designee inspects the falsework and certifies to the Director in writing that the

falsework has been constructed in accordance with the materials and details shown on the submitted drawings and calculations. The letter of certification must be signed and sealed by the Specialty Engineer. Where so directed in the shop drawings, ensure all welds are performed by welders qualified under AWS D1.5 for the type of weld being performed.

5-1.5.3 Temporary Formwork: For Construction Affecting Public Safety and for Major and Unusual Structures, prior to the placement of any concrete, ensure that a Specialty Engineer or a designee inspects the formwork and submits a written certification to the Director that the formwork has been constructed to safely withstand the superimposed loads to which it will be subjected. The Specialty Engineer must sign and seal the letter of certification.

5-1.5.4 Erection: For Construction Affecting Public Safety, submit an erection plan signed and sealed by the Specialty Engineer to the Director at least four weeks prior to erection commencing. Include, as part of this submittal, signed and sealed calculations and details for any falsework, bracing or other connection supporting the structural elements shown in the erection plan. Unless otherwise specified in the Plans, erection plans are not required for simple span precast prestressed concrete girder bridges with spans of 170 feet or less.

At least two weeks prior to beginning erection, conduct a Pre-erection meeting to review details of the plan with the Specialty Engineer that signed and sealed the plan, and any Specialty Engineers that may inspect the work and the Director.

After erection of the elements, but prior to opening of the facility below the structure, ensure that a Specialty Engineer or a designee has inspected the erected member. Ensure that the Specialty Engineer has submitted a written certification to the Director that the structure has been erected in accordance with the signed and sealed erection plan.

For structures without temporary supports but with temporary girder bracing systems, perform, as a minimum, weekly inspections of the bracing until all the diaphragms and cross frames are in place. For structures with temporary supports, perform daily inspections until the temporary supports are no longer needed as indicated in the erection plans. Submit written documentation of the inspections to the Director within 24 hours of the inspection.

5-1.6 Request for Correction: For work that the Contractor constructs incorrectly or does not meet the requirements of the Contract Documents, the Contractor has the prerogative to submit an acceptance proposal to the Director for review and disposition. The acceptance proposal shall describe the error or defect and either describe remedial action for its correction or propose a method for its acceptance. In either case, the acceptance proposal shall address structural integrity, aesthetics, maintainability, and the effect on Contract Time. The County will judge any such proposal for its effect on these criteria and for its effect on Contract Administration.

When the Director judges that a proposal infringes on the structural integrity or maintainability of the structure, the Contractor's Engineer of Record will perform a technical assessment and submit it to the Director for approval. Do not take any corrective action without the Director's written approval.

Carry out all approved corrective construction measures at no expense to the County.

Notwithstanding any disposition of the compensation aspects of the defective work, the Director's decision on the technical merits of a proposal is final.

5-1.7 Request for Information: Submit Requests for Information in writing to the Director to request clarification where a provision, detail or drawing in the Contract Documents

seems to have more than one meaning, have an unclear meaning, or have conflicts between Plans and Specifications. A Request for Information is not considered a Notice of Claim. Notices of Claim must be submitted in accordance with 5-12.2.

5-1.8 Request for Modification: Where the Director allows the Contractor to make modifications to the permanent works for the purposes of expediting the Contractor's chosen construction methods, the Contractor shall submit proposals to the Director for review and approval prior to modifying the works. Submit proposals for minor modifications under the shop drawing process. Indicate on all drawings the deviations from the Contract Documents and itemize all deviations in the letter of transmittal. Major modifications must be submitted as a Cost Savings Initiative Proposal.

Minor modifications are those items that, in the opinion of the Director, do not significantly affect the quantity of measured work, or the integrity or maintainability of the structure or its components.

The Director's decision on the delineation between a minor and a major modification and the disposition of a proposal is final.

5-2 Coordination of Contract Documents.

These Specifications, the Plans, Special Provisions, and all supplementary documents are integral parts of the Contract Documents; a requirement occurring in one is as binding as though occurring in all. All parts of the Contract Documents are complementary and describe and provide for a complete work. In addition to the work and materials specified in the Specifications as being included in any specific pay item, include in such pay items additional, incidental work, not specifically mentioned, when so shown in the Plans, or if indicated, or obvious and apparent, as being necessary for the proper completion of the work under such pay item and not stipulated as being covered under other pay items.

In cases of discrepancy, the governing order of the documents is as follows:

1. Special Provisions.
 2. Technical Special Provisions.
 3. Plans.
 4. Standard Plans.
 5. Developmental Specifications.
 6. Supplemental Specifications.
 7. Standard Specifications.
- Computed dimensions govern over scaled dimensions.

5-3 Conformity of Work with Contract Documents.

Perform all work and furnish all materials in reasonably close conformity with the lines, grades, cross-sections, dimensions, and material requirements, including tolerances, as specified in the Contract Documents.

In the event that the Director finds that the Contractor has used material or produced a finished product that is not in reasonably close conformity with the Contract Documents, but that the Contractor has produced reasonably acceptable work, the Director will determine if the County will accept the work in place. In this event, the Director will document the basis of acceptance by Contract modification, which provides for an appropriate reduction in the Contract price for such work or materials included in the accepted work as deemed necessary to conform to the determination based on engineering judgment.

In the event that the Director finds that the Contractor has used material or produced a finished product that is not in reasonably close conformity with the Contract Documents, and that the Contractor has produced an inferior or unsatisfactory product, the Contractor shall remove and replace or otherwise correct the work or materials at no expense to the County.

For base and surface courses, the County will allow the finished grade to vary as much as 0.1 foot from the grade shown in the Plans, provided that the Contractor's work meets all templates and straightedge requirements and contains suitable transitions.

5-4 Errors or Omissions in Contract Documents.

Do not take advantage of any apparent error or omission discovered in the Contract Documents, but immediately notify the Director in writing of such discovery. The Director will then make such corrections and interpretations as necessary to reflect the actual spirit and intent of the Contract Documents.

5-5 Authority of the Director.

Perform all work to the satisfaction of the Director.

The Director will decide all questions, difficulties, and disputes, of whatever nature, that may arise relative to the interpretation of the Plans, construction, prosecution, and fulfillment of the Contract, and as to the character, quality, amount, and value of any work done, and materials furnished, under or by reason of the Contract.

5-6 Authority and Duties of Director's Assistants.

The Director may appoint such assistants and representatives as desired. These assistants and representatives are authorized to inspect all work done and all materials furnished. Such inspection may extend to all or any part of the work and to the manufacture, preparation, or fabrication of the materials to be used. Such assistants and representatives are not authorized to revoke, alter, or waive any requirement of these Specifications. Rather, they are authorized to call to the attention of the Contractor any failure of the work or materials to meet the Contract Documents, and have the authority to reject materials or suspend the work until any questions at issue can be referred to and decided by the Director. The Director will immediately submit written notification to the Contractor of any such suspension of the work, stating in detail the reasons for the suspension. The presence of the inspector or other assistant in no way lessens the responsibility of the Contractor.

5-7 Engineering and Layout.

5-7.1 Control Points Furnished by the County: The Director will provide control points at various locations along the project alignment (Begin Project, End Project, PIs, PTs, etc.) and benchmarks along the line of the project to facilitate the proper layout of the work. Control points and benchmarks provided by the engineer, if any, will be indicated in the Plans. Preserve all control points and benchmarks that the County furnishes. Any points carelessly or willfully disturbed or destroyed shall be reset at the sole expense of the Contractor.

As an exception to the above, for projects where the Plans do not show a centerline or other survey control line for construction of the work (e.g., resurfacing, safety modifications, etc.) the Director may provide only points marking the beginning and ending of the project, and all exceptions.

Prior to commencing the work, the Contractor shall perform a quality control check of all horizontal and vertical control points provided by the County and carefully compare all lines

depicted in the plans with existing lines and levels, and shall call any discrepancies to the attention of the Director for resolution. Upon resolution of any discrepancies, the Contractor shall submit a letter to the County accepting the control points and bench marks for use. In any event, the Contractor shall be responsible for the accuracy of the Work and shall make good any work performed in error, at no cost to the County. All construction surveying and layout work to be provided herein shall be coordinated with and subject to the approval of the Director.

5-7.1.1 Third Party Survey Monumentation: The Contractor is responsible for the protection and preservation of any third party survey monumentation (National Geodetic Survey points, property corners, etc.) located within the project limits. Any points carelessly or willfully disturbed or destroyed shall be reset at the sole expense of the Contractor. Any third party survey monumentation designated by the Director to be removed and re-established will be paid for at the unit prices set forth in the Contract, or if no such item exists in accordance with Section 4-3.2.1.

5-7.2 Furnishing of Stake Materials: Furnish all stakes, templates, and other materials necessary for establishing and maintaining the lines and grades necessary for control and construction of the work.

5-7.3 Layout of Work: Utilizing the control points and bench marks furnished by the County and accepted by the Contractor in accordance with 5-7.1, establish all horizontal and vertical controls necessary to construct the work in conformity to the Contract Documents. Perform all calculations required, and set all stakes needed such as grade stakes, offset stakes, reference point stakes, slope stakes, and other reference marks or points necessary to provide lines and grades for construction of all roadway, bridge, and miscellaneous items.

When performing utility construction as part of the project, establish all horizontal and vertical controls necessary to carry out such work.

5-7.4 Specific Staking Requirements: When performing new base construction as part of the project, set stakes to establish lines and grades for subgrade, base, curb, and related items at intervals along the line of the work. If Automated Machine Guidance is utilized, set stakes as needed. If Automated Machine Guidance is not utilized, set stakes no greater than 50 feet on tangents and 25 feet on curves. Set grade stakes at locations that the Director directs to facilitate checking of subgrade, base, and pavement elevations in crossovers, intersections, and irregular shaped areas.

For bridge construction stakes and other control, set references at sufficiently frequent intervals to ensure construction of all components of a structure in accordance with the lines and grades shown in the Plans.

For projects where the Plans do not show a centerline or other survey control line for construction of the work (resurfacing, safety modifications, etc.), provide only such stakes as necessary for horizontal and vertical control of work items.

For resurfacing and resurfacing-widening type projects, establish horizontal controls adequate to ensure that the asphalt mix added matches with the existing pavement. In tangent sections, set horizontal control points at 100-foot intervals by an instrument survey. In curve sections, set horizontal control points at 25-foot intervals by locating and referencing the centerline of the existing pavement. Alternate intervals may be used on resurfacing projects with prior written approval of the Director.

Establish by an instrument survey, and mark on the surface of the finished pavement at 25-foot intervals, the points necessary for striping of the finished roadway. As an exception, for resurfacing and resurfacing/widening projects, establish these points in the same

manner as used for horizontal control of paving operations. Mark the pavement with white paint. If performing striping, the Director may approve an alternate method for layout of striping provided that the Contractor achieves an alignment equal to or better than the alignment that would be achieved using an instrument survey.

For projects that include temporary or permanent striping of "no passing zones", provide the location and length of these zones as shown in the Plans, except projects where the vertical or horizontal alignment is new or altered from preconstruction alignment. For projects that consist of new or altered vertical or horizontal alignment, the County will provide the location and length of the "no passing zones" during construction. For these projects, submit written notification to the Director not less than 21 calendar days prior to beginning striping.

For all projects, set a station identification stake at each right-of-way line at 100-foot intervals and at all locations where a change in right-of-way width occurs, or as otherwise approved by the Director. Mark each of these stakes with painted numerals, of a size readable from the roadway, corresponding to the project station at which it is located. As an exception to the above, for projects where Plans do not show right-of-way lines, set station identification stakes at locations and intervals appropriate to the type of work being done. For resurfacing and resurfacing/widening projects, set station identification stakes at 200-foot intervals, or as otherwise approved by the Director.

5-7.4.1 As-Built Drawings and Certified Surveys: The Contractor shall maintain one record copy of all specifications, plans, addenda, and shop drawings on site and in good order, annotated in red to depict all changes made during construction and exact location of underground or otherwise concealed components of the project, and any modifications to material types from that specified in the bid plans and specifications ("red line documents"). All subsurface improvements shall be as-built prior to backfilling. As-built red line plans shall be maintained on 11-inch by 17-inch prints and red line annotations shall be completed in a neat draftsman-like manner.

As-built red lines shall include both authorized and unauthorized changes to all project features, including but not limited to: horizontal pavement dimensions; finished pavement grades; finish dimensions, elevations, and alignment of all storm sewer, drainage structures, ponds, water main, sanitary sewer, force main, service lines, conduit, wiring, traffic loops, and signal interconnects; signal poles; light poles; and signs.

Demonstrating proper maintenance of as-built drawings shall be a precedent to each progress payment. The Contractor shall make available to Director, at any time requested, as-built information through the date of the request. If the Director determines the as-built information is inaccurate, inadequate, or untimely payment may be withheld until such time that the Contractor cures any noted deficiencies.

Upon completion of all work, but prior to authorization of final payment, the Contractor shall deliver to the Director one complete set as-built red line documents and certified surveys providing verification of all as-built dimensions and grades for review and approval. The certified survey shall include, but not be limited to:

1. Level Circuit: the survey shall include a final bench mark level circuit indicating the accuracy of vertical closure.
2. Control structure bench marks: the Contractor shall establish and document the location and elevation of bench marks on or within 100-feet of each control structure constructed or modified as part

of the project. Each control structure bench mark elevation shall be clearly and permanently indicated on the bench mark.

3. Cross-sections: as-built finished cross-sections shall be performed at intervals not exceeding 100 feet, extending from right-of-way to right-of-way, but also including temporary or permanent easements as may be applicable. Cross sections shall include all elevation break points, and shall include edge of pavement and centerlines for all pavements.
4. Discharge structures: structure identification number, type, locations (latitude and longitude), dimensions, and elevations of all, including weirs, bleeders, orifices, gates, pumps, pipes, and oil and grease skimmers.
5. Side bank and underdrain filters, or exfiltration trenches: locations, dimensions and elevations of all, including clean-outs, pipes, connections to control structures and points of discharge to receiving waters.
6. Storage areas for treatment and attenuation: storage area identification number, dimensions, elevations, contours, or cross-sections of all, sufficient to determine stage-storage relationships of the storage area and the permanent pool depth and volume below the control elevation for normally wet systems.
7. System grading: dimensions, elevations, contours, and final grades or cross-sections to determine contributing drainage areas, flow directions, and conveyance of runoff to the system discharge points.
8. Conveyance: dimensions, elevations, contours, final grades or cross-sections of systems utilized to divert off-site runoff around or through the new system.
9. Water levels: existing water elevations and the date recorded.
10. South Florida Water Management District (SFWMD): as-built surveys shall conform to any additional requirements and special conditions listed in the SFWMD's Environmental Resource Permit and any applicable local permit(s).
11. Bridge clearances: for projects under the authority of a U.S. Coast Guard bridge permit, as-built clearances as described in the U.S. Coast Guard Owner's Certification of Bridge Completion. For bridges spanning roadways, provide a full as-built clearance envelope across the full width of the lower roadway(s).
12. Projects under the authority of a U.S. Army Corps of Engineers permit: as-built surveys shall satisfy all of the requirements and special conditions listed in the U.S. Army Corps of Engineers permit.

All as-built survey information shall be signed and sealed by a licensed Professional Surveyor and Mapper duly registered in the State of Florida. No direct payment will be made for the cost of preparing, maintaining, and furnishing as-built plans and surveys as specified in this Article, the costs thereof shall be included in other items of work.

5-7.5 Personnel, Equipment, and Record Requirements: Employ only competent personnel and use only suitable equipment in performing layout work. Do not engage the services of any person or persons in the employ of the County for performance of layout work. All construction surveying and layout work, including dimensions and elevations associated with as-builts, shall be completed under the responsible charge of a licensed Professional Surveyor and Mapper duly registered in the State of Florida.

Keep adequate field notes and records while performing as layout work. Make these field notes and records available for the Director's review as the work progresses, and submit to the Director at the time of completion of the project. The Director's inspection, checking, or acceptance of the Contractor's field notes or layout work does not relieve the Contractor of his responsibility to achieve the lines, grades, and dimensions shown in the Contract Documents.

Prior to final acceptance of the project, mark, in a permanent manner on the surface of the completed work, all horizontal control points originally furnished by the County.

5-7.6 Global Navigation Satellite Systems (GNSS) Work Plan: If used, submit a comprehensive written GNSS Work Plan to the Director for County review and acceptance at the preconstruction conference or at least 30 days before starting work using GNSS. Update the plan as necessary during construction and notify the County of all changes. The GNSS Work Plan shall describe how GNSS enabled Automated Machine Guidance technology will be integrated into other technologies employed on the project. At a minimum, the GNSS Work Plan will include the following:

1. Designate which portions of the Contract will be done using GNSS enabled Automated Machine Guidance and which portions will be constructed using conventional survey methodology.
2. Describe the manufacturer, model, and software version of the GNSS equipment.
3. Provide information on the qualifications of Contractor staff. Include formal training and field experience. Designate a single staff person as the primary contact for GNSS technology issues.
4. Describe how project control will be established. Include a list and map showing control points enveloping the site.
5. Describe site calibration procedures. Include a map of the control points used for site calibration and control points used to validate the site calibration. Describe the frequency of site calibration and how site calibration will be documented. At a minimum, verify the site calibration twice daily.
6. Describe the Contractor's quality control procedures for verifying mechanical calibration and maintenance of construction and guidance equipment. Include the frequency and type of verification performed to ensure the constructed grades conform to the Contract Documents.

Keep on site and provide upon request, a copy of the project's most up to date GNSS Work Plan at the project site.

5-7.7 Payment: Include the cost of performing layout work as described above in the Contract unit prices for the various items of work that require layout.

5-8 Contractor's Supervision.

5-8.1 Prosecution of Work: Give the work the constant attention necessary to ensure the scheduled progress, and cooperate fully with the Director and with other contractors at work in the vicinity.

5-8.2 Contractor's Superintendent: Maintain a competent superintendent at the site at all times while work is in progress to act as the Contractor's agent. Provide a superintendent who is a competent superintendent capable of properly interpreting the Contract Documents and is thoroughly experienced in the type of work being performed. Provide a superintendent with the full authority to receive instructions from the Director and to execute the orders or directions of the Director, including promptly supplying any materials, tools, equipment, labor, and incidentals that may be required. Provide such superintendence regardless of the amount of work sublet.

Provide a superintendent who speaks and understands English, and maintain at least one other responsible person who speaks and understands English, on the project during all working hours.

5-8.3 Supervision for Emergencies: Provide a responsible person, who speaks and understands English, and who is available at or reasonably near the worksite on a 24-hour basis, seven days a week. Designate this person as the point of contact for emergencies and in cases that require immediate action to maintain traffic or to resolve any other problem that might arise. Submit the phone numbers and names of personnel designated to be contacted in cases of emergencies, along with a description of the project location, to the Florida Highway Patrol and all other local law enforcement agencies.

5-9 General Inspection Requirements.

5-9.1 Cooperation by Contractor: Do not perform work or furnish materials without obtaining inspection by the Director. Provide the Director with safe means of access to the work, so the Director can determine whether the work performed and materials used are in accordance with the requirements and intent of the Contract Documents. For bridge projects with construction operations accessible only by watercraft, provide safe passage and transport to facilitate the Engineer's inspection of the Work. If the Director so requests at any time before final acceptance of the work, remove or uncover such portions of the finished work as directed. After examination, restore the uncovered portions of the work to the standard required by the Contract Documents. If the Director determines that the work so exposed or examined is unacceptable, perform the uncovering or removal, and the replacing of the covering or making good of the parts removed, at no expense to the County. However, if the Director determines that the work thus exposed or examined is acceptable, the County will pay for the uncovering or removing, and the replacing of the covering or making good of the parts removed in accordance with Section 4-4.

5-9.2 Failure of Director to Reject Work During Construction: If, during or prior to construction operations, the Director fails to reject defective work or materials, whether from lack of discovery of such defect or for any other reason, such initial failure to reject in no way prevents the later rejection when such defect is discovered, or obligates the County to final acceptance. The County is not responsible for losses suffered due to any necessary removals or repairs of such defects.

5-9.3 Failure to Remove and Renew Defective Materials and Work: If the Contractor fails or refuses to remove and renew any defective materials used or work performed, or to make any necessary repairs in an acceptable manner and in accordance with the requirements of the

Contract within the time indicated in writing, the Director has the authority to repair, remove, or renew the unacceptable or defective materials or work as necessary, all at the Contractor's expense. The County will obtain payment for any expense it incurs in making these repairs, removals, or renewals, that the Contractor fails or refuses to make, by deducting such expenses from any moneys due or which may become due the Contractor, or by charging such amounts against the Contract bond.

5-9.4 Inspection by Federal Government: When the United States Government or the State of Florida pays a portion of the cost of construction, its representatives may inspect the construction work as they deem necessary. However, such inspection will in no way make the Federal Government or the State of Florida a party to the Contract.

5-10 Final Inspection.

5-10.1 Maintenance until Acceptance: Maintain all Work until the Director has given final acceptance in accordance with 5-11.

5-10.2 Inspection for Acceptance: Upon submittal of written notification that all Contract Work, or all Contract Work on the portion of the Contract scheduled for acceptance, has been completed, the Director will make an inspection for acceptance. The inspection will be made within seven days of such notification. If the Director finds that all work has been satisfactorily completed, the County will consider such inspection as the final inspection. If any or all of the Work is found to be unsatisfactory, the Director will detail the remedial work required to achieve acceptance. Immediately perform such remedial work. Subsequent inspections will be made on the remedial work until the Director accepts all Work.

Upon satisfactory completion of the Work, the County will submit written notice of acceptance, either partial or final, to the Contractor.

Until final acceptance in accordance with 5-11, replace or repair any damage to the accepted Work. Payment of such work will be as provided in 7-14.

5-10.3 Partial Acceptance: At the Director's sole discretion, the Director may accept any portion of the Work under the provisions of 5-10.2.

5-10.4 Conditional Acceptance: The Director will not make, or consider requests for conditional acceptance of a project.

5-11 Final Acceptance.

When, upon completion of the final construction inspection of the entire project, the Director determines that the Contractor has satisfactorily completed the work, the Director will submit written notice of final acceptance to the Contractor.

5-12 Claims by Contractor.

5-12.1 General: When the Contractor deems that extra compensation or a time extension is due beyond that agreed to by the Director, whether due to delay, additional work, altered work, differing site conditions, breach of Contract, or for any other cause, the Contractor shall follow the procedures set forth herein for preservation, presentation and resolution of the claim.

Submission of timely notice of intent to file a claim, preliminary time extension request, time extension request, and the certified written claim, together with full and complete claim documentation, are each a condition precedent to the Contractor bringing any circuit court, arbitration, or other formal claims resolution proceeding against the County for the items and for the sums or time set forth in the Contractor's certified written claim. The failure to provide such notice of intent, preliminary time extension request, time extension request, certified written

claim and full and complete claim documentation within the time required shall constitute a full, complete, absolute and irrevocable waiver by the Contractor of any right to additional compensation or a time extension for such claim.

5-12.2 Notice of Claim:

5-12.2.1 Claims For Extra Work: Where the Contractor deems that additional compensation or a time extension is due for work or materials not expressly provided for in the Contract or which is by written directive expressly ordered by the Director pursuant to 4-3, the Contractor shall submit written notification to the Director of the intention to make a claim for additional compensation before beginning the work on which the claim is based, and if seeking a time extension, the Contractor shall also submit a preliminary request for time extension pursuant to 8-7.3.2 within ten calendar days after commencement of a delay and a request for Contract Time extension pursuant to 8-7.3.2 within thirty calendar days after the elimination of the delay. If such written notification is not submitted and the Director is not afforded the opportunity for keeping strict account of actual labor, material, equipment, and time, the Contractor waives the claim for additional compensation or a time extension. Such notice by the Contractor, and the fact that the Director has kept account of the labor, materials and equipment, and time, shall not in any way be construed as establishing the validity of the claim or method for computing any compensation or time extension for such claim. On projects with an original Contract amount of \$3,000,000 or less within 90 calendar days after final acceptance of the project in accordance with 5-11, and on projects with an original Contract amount greater than \$3,000,000 within 180 calendar days after final acceptance of the project in accordance with 5-11, the Contractor shall submit full and complete claim documentation as described in 5-12.3 and duly certified pursuant to 5-12.9. However, for any claim or part of a claim that pertains solely to final estimate quantities disputes the Contractor shall submit full and complete claim documentation as described in 5-12.3 and duly certified pursuant to 5-12.9, as to such final estimate claim dispute issues, within 90 or 180 calendar days, respectively, of the Contractor's receipt of the County's final estimate.

If the Contractor fails to submit a certificate of claim as described in 5-12.9, the County will so notify the Contractor in writing. The Contractor shall have ten calendar days from receipt of the notice to resubmit the claim documentation, without change, with a certificate of claim as described in 5-12.9, without regard to whether the resubmission is within the applicable 90 or 180 calendar day deadline for submission of full and complete claim documentation. Failure by the Contractor to comply with the ten-calendar day notice shall constitute a waiver of the claim.

5-12.2.2 Claims For Delay: Where the Contractor deems that additional compensation or a time extension is due on account of delay, differing site conditions, breach of Contract, or any other cause other than for work or materials not expressly provided for in the Contract (Extra Work) or which is by written directive of the Director expressly ordered by the Director pursuant to 4-3, the Contractor shall submit a written notice of intent to the Director within ten days after commencement of a delay to a controlling work item expressly notifying the Director that the Contractor intends to seek additional compensation, and if seeking a time extension, the Contractor shall also submit a preliminary request for time extension pursuant to 8-7.3.2 within ten calendar days after commencement of a delay to a controlling work item, as to such delay and providing a reasonably complete description as to the cause and nature of the delay and the possible impacts to the Contractor's work by such delay, and a request for Contract Time extension pursuant to 8-7.3.2 within thirty calendar days after the elimination of the delay.

On projects with an original Contract amount of \$3,000,000 or less within 90 calendar days after final acceptance of the project in accordance with 5-11, and on projects with an original Contract amount greater than \$3,000,000 within 180 calendar days after final acceptance of the project in accordance with 5-11, the Contractor shall submit full and complete documentation as described in 5-12.3 and duly certified pursuant to 5-12.9.

If the Contractor fails to submit a certificate of claim as described in 5-12.9, the County will so notify the Contractor in writing. The Contractor shall have ten calendar days from receipt of the notice to resubmit the claim documentation, without change, with a certificate of claim as described in 5-12.9, without regard to whether the resubmission is within the applicable 90 or 180 calendar day deadline for submission of full and complete claim documentation. Failure by the Contractor to comply with the ten-calendar day notice shall constitute a waiver of the claim.

There shall be no Contractor entitlement to any monetary compensation or time extension for any delays or delay impacts, whatsoever, that are not to a controlling work item, and then as to any such delay to a controlling work item entitlement to any monetary compensation or time extension shall only be to the extent such is otherwise provided for expressly under 4-3 or 5-12, except that in the instance of delay to a non-controlling item of work the Contractor may be compensated for the direct costs of idle labor or equipment only, at the rates set forth in 4-3.2.1(1) and (3), and then only to the extent the Contractor could not reasonably mitigate such idleness.

If the Contractor provides the written notice of intent, the preliminary request for time extension, and the request for Contract Time extension in compliance with the aforementioned time and content requirements, the Contractor's claim for delay to a controlling work item will be evaluated as of the date of the elimination of the delay even if the Contractor's performance subsequently overcomes the delay. If the claim for delay has not been settled, the Contractor must also comply with 5-12.3 and 5-12.9 to preserve the claim.

5-12.3 Content of Written Claim: As a condition precedent to the Contractor being entitled to additional compensation or a time extension under the Contract, for any claim, the Contractor shall submit a certified written claim to the County which will include for each individual claim, at a minimum, the following information:

1. A detailed factual statement of the claim providing all necessary dates, locations, and items of work affected and included in each claim;
2. The date or dates on which actions resulting in the claim occurred or conditions resulting in the claim became evident;
3. Identification of all pertinent documents and the substance of any material oral communications relating to such claim and the name of the persons making such material oral communications;
4. Identification of the provisions of the Contract which support the claim and a statement of the reasons why such provisions support the claim, or alternatively, the provisions of the Contract which allegedly have been breached and the actions constituting such breach;
5. A detailed compilation of the amount of additional compensation sought and a breakdown of the amount sought as follows:
 - a. documented additional job site labor expenses;
 - b. documented additional cost of materials and supplies;
 - c. a list of additional equipment costs claimed, including each piece of equipment and the rental rate claimed for each;

d. any other additional direct costs or damages and the documents in support thereof;

e. any additional indirect costs or damages and all documentation in support thereof.

6. A detailed compilation of the specific dates and the exact number of calendar days sought for a time extension, the basis for entitlement to time for each day, all documentation of the delay, and a breakout of the number of days claimed for each identified event, circumstance or occurrence.

Further, the Contractor shall be prohibited from amending either the bases of entitlement or the amount of any compensation or time stated for any and all issues claimed in the Contractor's written claim submitted hereunder, and any circuit court, arbitration, or other formal claims resolution proceeding shall be limited solely to the bases of entitlement and the amount of any compensation or time stated for any and all issues claimed in the Contractor's written claim submitted hereunder. This shall not, however, preclude a Contractor from withdrawing or reducing any of the bases of entitlement and the amount of any compensation or time stated for any and all issues claimed in the Contractor's written claim submitted hereunder at any time.

5-12.4 Action on Claim: The Director will respond in writing on projects with an original Contract amount of \$3,000,000 or less within 90 calendar days of receipt of a complete claim submitted by a Contractor in compliance with 5-12.3, and on projects with an original Contract amount greater than \$3,000,000 within 120 calendar days of receipt of a complete claim submitted by a Contractor in compliance with 5-12.3. Failure by the Director to respond to a claim in writing within 90 or 120 days, respectively, after receipt of a complete claim submitted by the Contractor in compliance with 5-12.3 constitutes a denial of the claim by the Director. If the Director finds the claim or any part thereof to be valid, such partial or whole claim will be allowed and paid for to the extent deemed valid and any time extension granted, if applicable, as provided in the Contract. No circuit court proceedings on any claim, or a part thereof, may be filed until after final acceptance per 5-11 of all Contract work by the County or denial hereunder, whichever occurs last.

5-12.5 Pre-Settlement and Pre-Judgment Interest: Entitlement to any pre-settlement or pre-judgment interest on any claim amount determined to be valid subsequent to the County's receipt of a certified written claim in full compliance with 5-12.3, whether determined by a settlement or a final ruling in formal proceedings, the County shall pay to the Contractor simple interest calculated at the Prime Rate (as reported by the Wall Street Journal as the base rate on corporate loans posted by at least 75% of the nation's 30 largest banks) as of the 60th calendar day following the County's receipt of a certified written claim in full compliance with 5-12.3, such interest to accrue beginning 60 calendar days following the County's receipt of a certified written claim in full compliance with 5-12.3 and ending on the date of final settlement or formal ruling.

5-12.6 Compensation for Extra Work or Delay:

5-12.6.1 Compensation for Extra Work: Notwithstanding anything to the contrary contained in the Contract Documents, the Contractor shall not be entitled to any compensation beyond that provided for in 4-3.2.

5-12.6.2 Compensation for Delay: Notwithstanding anything to the contrary contained in the Contract Documents, the additional compensation set forth in 5-12.6.2.1 shall be the Contractor's sole monetary remedy for any delay other than to perform extra work caused by

the County unless the delay shall have been caused by acts constituting willful or intentional interference by the County with the Contractor's performance of the work and then only where such acts continue after Contractor's written notice to the County of such interference. The parties anticipate that delays may be caused by or arise from any number of events during the term of the Contract, including, but not limited to, work performed, work deleted, supplemental agreements, work orders, disruptions, differing site conditions, utility conflicts, design changes or defects, time extensions, extra work, right-of-way issues, permitting issues, actions of suppliers, subcontractors or other contractors, actions by third parties, suspensions of work by the Director pursuant to 8-6.1, shop drawing approval process delays, expansion of the physical limits of the project to make it functional, weather, weekends, holidays, special events, suspension of Contract Time, or other events, forces or factors sometimes experienced in construction work. Such delays or events and their potential impacts on the performance by the Contractor are specifically contemplated and acknowledged by the parties in entering into this Contract, and shall not be deemed to constitute willful or intentional interference with the Contractor's performance of the work without clear and convincing proof that they were the result of a deliberate act, without reasonable and good-faith basis, and specifically intended to disrupt the Contractor's performance.

5-12.6.2.1 Compensation for Direct Costs, Indirect Costs, Expenses, and Profit thereon, of or from Delay: For any delay claim, the Contractor shall be entitled to monetary compensation for the actual idle labor (including supervisory personnel) and equipment, and indirect costs, expenses, and profit thereon, as provided for in 4-3.2.1(4) and solely for costs incurred beyond what reasonable mitigation thereof the Contractor could have undertaken.

5-12.7 Mandatory Claim Records: After submitting to the Director a notice of intent to file a claim for extra work or delay, the Contractor must keep daily records of all labor, material and equipment costs incurred for operations affected by the extra work or delay. These daily records must identify each operation affected by the extra work or delay and the specific locations where work is affected by the extra work or delay, as nearly as possible. The Director may also keep records of all labor, material and equipment used on the operations affected by the extra work or delay. The Contractor shall, once a notice of intent to claim has been timely filed, and not less than weekly thereafter as long as appropriate, submit the Contractor's daily records to the Director and be likewise entitled to receive the County's daily records. The daily records to be submitted hereunder shall be done at no cost to the recipient.

5-12.8 Claims for Acceleration: The County shall have no liability for any constructive acceleration of the work, nor shall the Contractor have any right to make any claim for constructive acceleration nor include the same as an element of any claim the Contractor may otherwise submit under this Contract. If the Director gives express written direction for the Contractor to accelerate its efforts, such written direction will set forth the prices and other pertinent information and will be reduced to a written Contract Document promptly. No payment will be made on a Supplemental Agreement for acceleration prior to the County's approval of the documents.

5-12.9 Certificate of Claim: When submitting any claim, the Contractor shall certify under oath and in writing, in accordance with the formalities required by Florida law, that the claim is made in good faith, that the supportive data are accurate and complete to the Contractor's best knowledge and belief, and that the amount of the claim accurately reflects what

the Contractor in good faith believes to be the County's liability. Such certification must be made by an officer or director of the Contractor with the authority to bind the Contractor.

5-12.10 Non-Recoverable Items: The parties agree that for any claim the County will not have liability for the following items of damages or expense:

1. Loss of profit, incentives or bonuses;
2. Any claim for other than extra work or delay;
3. Consequential damages, including, but not limited to, loss of bonding capacity, loss of bidding opportunities, loss of credit standing, cost of financing, interest paid, loss of other work or insolvency;
4. Acceleration costs and expenses, except where the County has expressly and specifically directed the Contractor in writing "to accelerate at the County's expense"; nor
5. Attorney fees, claims preparation expenses and costs of litigation.

5-12.11 Exclusive Remedies: Notwithstanding any other provision of this Contract, the parties agree that the County shall have no liability to the Contractor for expenses, costs, or items of damages other than those which are specifically identified as payable under 5-12. In the event any legal action for additional compensation, whether on account of delay, acceleration, breach of contract, or otherwise, the Contractor agrees that the County's liability will be limited to those items which are specifically identified as payable in 5-12.

5-12.12 Settlement Discussions: The content of any discussions or meetings held between the County and the Contractor to settle or resolve any claims submitted by the Contractor against the County shall be inadmissible in any legal, equitable, or administrative proceedings brought by the Contractor against the County for payment of such claim.

5-12.13 Personal Liability of Public Officials: In carrying out any of the provisions of the Contract, Director or any of their respective employees or agents, there shall be no liability on behalf of any employee, officer or official of the County for which such individual is responsible, either personally or as officials or representatives of the County. It is understood that in all such matters such individuals act solely as agents and representatives of the County.

5-12.14 Auditing of Claims: All claims filed against the County shall be subject to audit at any time following the filing of the claim, whether or not such claim is part of a suit pending in the Courts of this State. The audit may be performed, at the County's sole discretion, by employees of the County or by any independent auditor appointed by the County, or both. The audit may begin after ten days written notice to the Contractor, subcontractor, or supplier. The Contractor, subcontractor, or supplier shall make a good faith effort to cooperate with the auditors. As a condition precedent to recovery on any claim, the Contractor, subcontractor, or supplier must retain sufficient records, and provide full and reasonable access to such records, to allow the County's auditors to verify the claim and failure to retain sufficient records of the claim or failure to provide full and reasonable access to such records shall constitute a waiver of that portion of such claim that cannot be verified and shall bar recovery thereunder. Further, and in addition to such audit access, upon the Contractor submitting a written claim, the County shall have the right to request and receive, and the Contractor shall have the affirmative obligation to submit to the County any and all documents in the possession of the Contractor or its subcontractors, materialmen or suppliers as may be deemed relevant by the County in its review of the basis, validity or value of the Contractor's claim.

Without limiting the generality of the foregoing, the Contractor shall upon written request of the County make available to the County's auditors, or upon the County's written request, submit at the County's expense, any or all of the following documents:

1. Daily time sheets and foreman's daily reports and diaries;
2. Insurance, welfare and benefits records;
3. Payroll register;
4. Earnings records;
5. Payroll tax return;
6. Material invoices, purchase orders, and all material and supply acquisition contracts;
7. Material cost distribution worksheet;
8. Equipment records (list of company owned, rented or other equipment used);
9. Vendor rental agreements and subcontractor invoices;
10. Subcontractor payment certificates;
11. Canceled checks for the project, including, payroll and vendors;
12. Job cost report;
13. Job payroll ledger;
14. General ledger, general journal, (if used) and all subsidiary ledgers and journals together with all supporting documentation pertinent to entries made in these ledgers and journals;
15. Cash disbursements journal;
16. Financial statements for all years reflecting the operations on this project;
17. Income tax returns for all years reflecting the operations on this project;
18. All documents which reflect the Contractor's actual profit and overhead during the years this Contract was being performed and for each of the five years prior to the commencement of this Contract;
19. All documents related to the preparation of the Contractor's bid including the final calculations on which the bid was based;
20. All documents which relate to each and every claim together with all documents which support the amount of damages as to each claim;
21. Worksheets used to prepare the claim establishing the cost components for items of the claim including, but not limited to, labor, benefits and insurance, materials, equipment, subcontractors, and all documents that establish which time periods and individuals were involved, and the hours and rates for such individuals.

5-13 Recovery Rights, Subsequent to Final Payment.

The County reserves the right, if it discovers an error in the partial or final estimates, or if it discovers that the Contractor performed defective work or used defective materials, after the final payment has been made, to claim and recover from the Contractor or his surety, or both, by process of law, such sums as may be sufficient to correct the error or make good the defects in the work and materials.

SECTION 6 CONTROL OF MATERIALS

6-1 Acceptance Criteria.

6-1.1 General: Acceptance of materials is based on the following criteria. All requirements may not apply to all materials. Use only materials in the work that meet the requirements of these Specifications. The Director may inspect and test any material, at points of production, distribution and use.

6-1.2 Sampling and Testing: Use the FDOT's current sample identification and tracking system to provide related information and attach the information to each sample. Restore immediately any site from which material has been removed for sampling purposes to the pre-sampled condition with materials and construction methods used in the initial construction, at no additional cost to the County.

Ensure when a material is delivered to the location as described in the Contract Documents, there is enough material delivered to take samples, at no expense to the County.

6-1.2.1 Pretest by Manufacturers: Submit certified manufacturer's test results to the Director for qualification and use on County projects. Testing will be as specified in the Contract Documents. The County may require that manufacturers submit samples of materials for independent verification purposes.

6-1.2.2 Point of Production Test: Test the material during production as specified in the Contract Documents.

6-1.2.3 Point of Distribution Test: Test the material at Distribution facilities as specified in the Contract Documents.

6-1.2.4 Point of Use Test: Test the material immediately following placement as specified in the Specifications. After delivery to the project, the County may require the retesting of materials that have been tested and accepted at the source of supply, or may require the testing of materials that are to be accepted by manufacturer certification. The County may reject all materials that, when retested, do not meet the requirements of these Specifications.

6-1.3 Certification:

6-1.3.1 Manufacturer Material Certification: Submit material certifications for all materials to the Director for approval when required by the Specifications. Materials will not be considered for payment when not accompanied by a material certification. Sample material certification forms are available on FDOT's website at the following URL: <https://www.fdot.gov/materials/administration/resources/library/publications/certifications/sampleforms.shtml>. Ensure that the material certification follows the format of the sample form, is submitted on the manufacturer's letterhead and is signed by a legally responsible person employed by the manufacturer.

6-1.3.1.1 FDOT Approved Product List: The FDOT Approved Products List (APL) is a database that provides assurance to Contractors, consultants, designers, and County personnel that specific products and materials are approved for use on County facilities. The County will limit the Contractor's use of products and materials that require use of APL items to those listed on the FDOT APL effective at the time of placement. Where the terms Qualified Products List (QPL) appear in the Contract Documents, they will be synonymous with Approved Product List (APL).

Manufacturers seeking to have a product evaluated for the FDOT APL must do so through coordination with FDOT. Information on the process may be obtained

on the FDOT website at the following URL:
<https://www.fdot.gov/programmanagement/ProductEvaluation/Default.shtm>

6-1.3.2 Contractor Installation Certification: Submit installation certifications as required by the Contract Documents.

6-2 Applicable Documented Authorities Other Than Specifications.

6-2.1 General: Details on individual materials are identified in various material specific Sections of the Specifications that may refer to other documented authorities for requirements. When specified, meet the requirements as defined in such references.

6-2.2 Test Methods: Methods of sampling and testing materials are in accordance with the Florida Methods (FM). If an FM does not exist for a particular test, perform the testing in accordance with the method specified in the Specification. When test methods or other standards are referenced in the Specifications without identification of the specific time of issuance, use the most current issuance, including interims or addendums thereto, at the time of bid opening.

6-2.3 Construction Aggregates: Aggregates used on County projects must be in accordance with Rule-14-103,-FAC.

6-3 Storage of Materials and Samples.

6-3.1 Method of Storage: Store materials in such a manner as to preserve their quality and fitness for the work, to facilitate prompt inspection, and to minimize noise impacts on sensitive receivers. More detailed specifications concerning the storage of specific materials are prescribed under the applicable Specifications. The County may reject improperly stored materials.

6-3.2 Use of Right-of-Way for Storage: If the Director allows, the Contractor may use a portion of the right-of-way for storage purposes and for placing the Contractor's plant and equipment. Use only the portion of the right-of-way that is outside the clear zone, which is the portion not required for public vehicular or pedestrian travel. When used, restore the right-of-way to pre-construction condition at no additional cost to the County or as specified in the Contract Documents. Provide any additional space required at no expense to the County.

6-3.3 Responsibility for Stored Materials: Accept responsibility for the protection of stored materials. The County is not liable for any loss of materials, by theft or otherwise, or for any damage to the stored materials.

6-3.4 Storage Facilities for Samples: Provide facilities for storage of samples as described in the Contract Documents and warranted by the test methods and Specifications.

6-4 Defective Materials.

Materials not meeting the requirements of these Specifications will be considered defective. The Director will reject all such materials, whether in place or not. Remove all rejected material immediately from the site of the work and from storage areas, at no expense to the County.

Do not use material that has been rejected, until the Director has approved the material's use. Upon failure to comply promptly with any order of the Director made under the provisions of this Article, the Director has the authority to have the defective material removed and replaced by other forces and deduct the cost of removal and replacement from any moneys due or to become due the Contractor.

6-4.1 Engineering Analysis: As an exception to the above, within 30 calendar days of the termination of the LOT or rejection of the material, the Contractor may submit to the

Director a proposed Engineering Analysis Scope to determine the disposition of the material. The Engineering Analysis Scope must contain at a minimum:

1. Description of the defective materials.
2. Supporting information, testing or inspection reports with nonconformities, pictures, drawings, and accurately dimensioned deficiency maps as necessary. For cracked elements, provide drawings showing the location, average width, depth, length, and termination points of each crack along the surfaces. Provide the distance from each termination point to a fixed reference point on the component, such as beam end or edge of flange.
3. Proposed approach of investigation and analysis.
4. Name and credentials of the proposed Specialty Engineer or Contractor's Engineer of Record who will perform the engineering analysis.
5. Proposed testing laboratories, qualified in accordance with

Section 105-7.

Upon approval of the Engineering Analysis Scope by the Director, the Specialty Engineer or Contractor's Engineer of Record may perform the engineering analysis as defined in the approved scope and submit a signed and sealed Engineering Analysis Report (EAR) to the Director. The EAR must contain at a minimum:

1. The approved Engineering Analysis Scope.
2. Any investigations performed and the associated results obtained.
3. Analysis and conclusion.
4. Proposed disposition of the material, addressing the performance and durability of the proposed action.

Provide as appropriate:

1. Written evidence of a previously approved comparable deficiency and its repair.
2. Documented research demonstrating the effectiveness of the proposed repair.
3. Engineering calculations.

A Specialty Engineer, who is an independent consultant, or the Contractor's Engineer of Record as stated within each individual Section shall perform any such analysis within 45 calendar days of the Director's approval of the Engineering Analysis Scope, complete and submit the EAR. The EAR must be signed and sealed by the Specialty Engineer or the Contractor's Engineer of Record that performed the engineering analysis. Allow for a 45 calendar day review period for all EARs associated with a category 2 bridge; tolling components identified in the current FDOT General Tolling Requirements (GTR) Part 3; and the tolling-related signing, DMS and ITS infrastructure. Allow for a 25 calendar day review period for all other items. The Director will determine the final disposition of the material after review of the EAR. No additional monetary compensation or time extension will be granted for the impact of any such analysis or review.

6-5 Products and Source of Supply.

6-5.1 Source of Supply—Convict Labor (Designated Federal-Aid Contracts Only):

Do not use materials that were produced after July 1, 1991, by convict labor for Federal-aid highway construction projects unless the prison facility has been producing convict-made materials for Federal-aid highway construction projects before July 1, 1987.

Use materials that were produced prior to July 2, 1991, by convicts on Federal-aid highway construction projects free from the restrictions placed on the use of these materials by

23 U.S.C. 114. The County will limit the use of materials produced by convict labor for use in Federal-aid highway construction projects to:

1. Materials produced by convicts on parole, supervised release, or probation from a prison or,

2. Materials produced in a qualified prison facility.

The amount of such materials produced for Federal-aid highway construction during any 12-month period shall not exceed the amount produced in such facility for use in such construction during the 12-month period ending July 1, 1987.

6-5.2 Source of Supply-Steel (Designated State or Federal-Aid Contracts Only): Use steel and iron manufactured in the United States, in accordance with the Buy America provisions of 23 CFR 635.410, as amended. Ensure that all manufacturing processes for this material occur in the United States. As used in this specification, a manufacturing process is any process that modifies the chemical content, physical shape or size, or final finish of a product, beginning with the initial melting and continuing through the final shaping and coating. If a steel or iron product is taken outside the United States for any manufacturing process, it becomes foreign source material. When using steel or iron materials as a component of any manufactured product (e.g., concrete pipe, prestressed beams, corrugated steel pipe, etc.), these same provisions apply. Foreign steel and iron may be used when the total actual cost of such foreign materials does not exceed 0.1% of the total Contract amount or \$2,500, whichever is greater. These requirements are applicable to all steel and iron materials incorporated into the finished work, but are not applicable to steel and iron items that the Contractor uses but does not incorporate into the finished work. Submit a certification from the manufacturer of steel or iron, or any product containing steel or iron, stating that all steel or iron furnished or incorporated into the furnished product was produced and manufactured in the United States or a statement that the product was produced within the United States except for minimal quantities of foreign steel and iron valued at \$(actual cost). Submit each such certification to the Director prior to incorporating the material or product into the project. Prior to the use of foreign steel or iron materials on a project, submit invoices to document the actual cost of such material, and obtain the Director's written approval prior to incorporating the material into the project.

6-5.3 Contaminated, Unfit, Hazardous, and Dangerous Materials: Do not use any material that, after approval and/or placement, has in any way become unfit for use. Do not use materials containing any substance that has been determined to be hazardous by the State of Florida County of Environmental Protection or the U.S. Environmental Protection Agency (EPA). Provide workplaces free from serious recognized hazards and to comply with occupational safety and health standards, as determined by the U.S. County of Labor Occupational Safety and Health Administration (OSHA).

SECTION 7
LEGAL REQUIREMENTS AND
RESPONSIBILITY TO THE PUBLIC

7-1 Laws to be Observed.

7-1.1 General: Become familiar with and comply with all Laws and Regulations, including all Federal, State, and Local Rules and Regulations that control the action or operation of those engaged or employed in the work or that affect material used. Pay particular attention called to the safety regulations promulgated by the U.S. Department of Labor, Occupational Safety and Health Administration (OSHA). In addition, comply with Chapter 403, of the Florida Statutes, regarding control of air pollution. Direct special attention to that portion of Chapter 62-256, Rules of the Department of Environmental Protection, Florida Administrative Code, pertaining to open burning in land clearing operations. Where work or structures included in the Contract are in "Navigable Waters of the U.S.," (reference 33 of the Code of Federal Regulations, Part 329); "Waters of the U.S.," (reference 33 of the Code of Federal Regulations, Parts 323 and 328); or "Waters of the State," (reference Part 4, Chapters 253 and 373 of the Florida Statutes and Section 62-340 of the Florida Administrative Code); comply with the regulatory provisions of Section 404 of the Federal Clean Water Act of 1977; Sections 9 and 10 of the Federal River and Harbor Act of 1899; Chapter 161 of the Florida Statutes; and any local authority having jurisdiction over such waters.

Obtain certification from the Construction Industry Licensing Board as required by Part I, Chapter 489, of the Florida Statutes, regardless of exemptions allowed by subsection 489.103, prior to removing underground pollutant storage tanks. Dispose of tanks and pollutants in accordance with the requirements and regulations of any Federal, State, or local, agency having jurisdiction.

Prior to building construction or renovation, submit current registrations or certifications issued by the Florida Construction Industry Licensing Board in accordance with Chapter 489, for the appropriate category of construction.

Corporations must be registered with the State of Florida, Department of State, Division of Corporations, and hold a current State Corporate Charter Number in accordance with Chapter 607, Florida Statutes.

The Contractor or the authorized subcontractor applying the roofing material must be licensed or be an approved dealer and applicator of the proposed roofing material.

Indemnify, defend, and save harmless the County and all of its officers, agents, and employees, in the amount of the Contract price, against all claims or liability arising from or based on the violation of any such Federal, State, and Local Rules and Regulations, whether by himself or his employees.

The Contractor shall comply with all environmental permits, including measures identified in the National Pollutant Discharge Elimination System (NPDES) Stormwater Pollution Prevention Plan and Sediment and Erosion Control Plan for the work. The Contractor's attention is also directed to the applicable regulations of the South Florida Water Management District.

The Lee County Noise Control Ordinance is in effect regulating noise generated from construction activity associated with the project. The Contractor shall comply with the requirements therein.

The Contractor shall exert every reasonable and diligent effort to ensure that all labor employed by the Contractor and his subcontractors for work on the project work harmoniously and

compatibly with all labor used by other building and construction contractors now or hereafter on the site of the work covered by this Contract. Include this provision in all subcontracts, and require all subcontractors to include it in their subcontracts with others. However, do not interpret or enforce this provision so as to deny or abridge, on account of membership or non-membership in any labor union or labor organization, the right of any person to work as guaranteed by Article I, Section 6 of the Florida Constitution.

Comply with Chapter 556 of the Florida Statutes during the performance of excavation or demolition operations.

The Executive Order 11246 Electronic version, dated September 24, 1965 is posted on FDOT's website at the following URL address:

https://fdotwww.blob.core.windows.net/sitefinity/docs/default-source/programmanagement/implemented/urlinspecs/files/deo112468a91904c88e94148b94569982fdff3d2.pdf?sfvrsn=6b78d1d6_2

Take responsibility to obtain the information posted on this website up through five calendar days before the opening of bids and comply with the provisions contained in Executive Order 11246.

If the FDOT's website cannot be accessed, contact the FDOT's Specifications Office Web Coordinator at (850) 414-4101.

7-1.2 Plant Quarantine Regulations: The U.S. Department of Agriculture and the Florida Department of Agriculture and Consumer Services have issued quarantine regulations pertaining to control of the nematodes of citrus, Rule 5B-44, Florida Administrative Code, and other plant pests. Contact the local (or other available) representatives of the Animal and Plant Health Inspection Service of the U.S. Department of Agriculture, and the Division of Plant Industry of the Florida Department of Agriculture and Consumer Services to ascertain all current restrictions regarding plant pests that are imposed by these agencies. Keep advised of current quarantine boundary lines throughout the construction period.

These restrictions may affect operations in connection with such items as clearing and grubbing, earthwork, grassing and mulching, sodding, landscaping, and other items which might involve the movement of materials containing plant pests across quarantine lines.

Obtain quarantine regulations and related information from the following:

Animal and Plant Health Inspection Service
U.S. Department of Agriculture
3029 Lake Alfred Road
Winter Haven, Florida 33881

Director, Division of Plant Industry
Florida Department of Agriculture and Consumer Services
Post Office Box 147100
Gainesville, Florida 32614-7100

7-1.3 Introduction or Release of Prohibited Aquatic Plants, Plant Pests, or Noxious Weeds: Do not introduce or release prohibited aquatic plants, plant pests, or noxious weeds into the project limits as a result of clearing and grubbing, earthwork, grassing and mulching, sodding, landscaping, or other such activities. Immediately notify the Director upon discovery of all prohibited aquatic plants, plant pests, or noxious weeds within the project limits. Do not move prohibited aquatic plants, plant pests, or noxious weeds within the project limits or to locations outside of the

project limits without the Director's permission. Maintain all borrow material brought onto the project site free of prohibited aquatic plants, plant pests, noxious weeds, and their reproductive parts. Refer to Rule 16C-52 and Rule 5B-57, of the Florida Administrative Code for the definition of prohibited aquatic plants, plant pests, and noxious weeds.

7-1.4 Compliance with Federal Endangered Species Act and other Wildlife Regulations:

The Federal Endangered Species Act requires that the County investigate the potential impact to a threatened or endangered species prior to initiating an activity performed in conjunction with a road construction project. If the County's investigation determines that there is a potential impact to a protected, threatened or an endangered species, the County will conduct an evaluation to determine what measures may be necessary to mitigate such impact. When mitigation measures and/or special conditions are necessary, these measures and conditions will be addressed in the Contract Documents or in permits as identified in 7-2.1.

In addition, in cases where certain protected, threatened or endangered species are found or appear within close proximity to the project boundaries, the County has established guidelines that will apply when interaction with certain species occurs, absent of any special mitigation measures or permit conditions otherwise identified for the project.

These guidelines are posted at the following URL address:

https://fdotwww.blob.core.windows.net/sitefinity/docs/default-source/programmanagement/implemented/urlinspecs/files/endangeredwildlifeguidelines.pdf?sfvrsn=e27baf3f_4.

Take responsibility to obtain this information and take all actions and precautions necessary to comply with the conditions of these guidelines during all project activities.

Prior to establishing any off-project activity in conjunction with a project, notify the Director of the proposed activity. Covered activities include but are not necessarily limited to borrow pits, concrete or asphalt plant sites, disposal sites, field offices, and material or equipment storage sites. Include in the notification the Project Number, Financial Project ID, a description of the activity, the location of the site by township, range, section, county, and city, a site location map including the access route, the name of the property owner, and a person to contact to arrange a site inspection. Submit this notification at least 30 days in advance of planned commencement of the off-site activity, to allow for the County to conduct an investigation without delaying job progress.

Do not perform any off-project activity without obtaining written clearance from the Director. In the event the County's investigation determines a potential impact to a protected, threatened or endangered species and mitigation measures or permits are necessary, coordinate with the appropriate resource agencies for clearance, obtain permits and perform mitigation measures as necessary. Immediately notify the Director in writing of the results of this coordination with the appropriate resource agencies. Additional compensation or time will not be allowed for permitting or mitigation, associated with Contractor initiated off-project activities. The Contractor shall maintain at the jobsite written proof of authorization for the use of any off-project property in conjunction with the project. All off-project properties shall be maintained in a neat and orderly fashion and then restored to the property owner's satisfaction upon terminating the use associated with the project.

7-1.5 Occupational Safety and Health Requirements: The Contractor shall take all precautions necessary for the protection of life, health, and general occupational welfare of all persons, including employees of both the Contractor and the County, until the Contractor has completed the work required under the Contract as provided in 5-10 and 5-11.

Comply at all times with applicable Federal, State, and local laws, provisions, and policies governing safety and health, including 29 CFR 1926, including all subsequent revisions and updates.

7-1.6 Discovery of an Unmarked Human Burial: When an unmarked human burial is discovered, immediately cease all activity that may disturb the unmarked human burial and notify the Director. Do not resume activity until specifically authorized by the Director.

7-1.7 Insecticides, Herbicides and Fertilizers:

7-1.7.1 Insecticides and Herbicides: Use products found on the following website, <http://state.ceris.purdue.edu/>, approved by the Florida Department of Agriculture and Consumer Services. The use of restricted products is prohibited. Do not use any products in the sulfonylurea family of chemicals. Herbicide application by broadcast spraying is not allowed.

Procure any necessary licenses, pay all charges and fees, and give all notices necessary for lawful performance of the work.

Ensure that all insecticides and herbicides are applied in accordance with Chapter 5E-9, Florida Administrative Code. Submit a copy of current certificates to the Director upon request.

Ensure that employees who work with herbicides comply with all applicable Federal, State, and local regulations.

Comply with all regulations and permits issued by any regulatory agency within whose jurisdiction work is being performed. Post all permit placards in a protected, conspicuous location at the work site.

Acquire any permits required for work performed on the rights-of-way within the jurisdiction of National Forests in Florida. Contact the Local National Forest Ranger District, or the United States Department of Agriculture (USDA) office for the proper permits and subsequent approval.

Acquire all permits required for aquatic plant control as outlined in Chapter 62C-20, Florida Administrative Code, Rules of the Florida Department of Environmental Protection. Contact the Regional Field Office of Bureau of Invasive Plant Management of the Florida Department of Environmental Protection for proper permits and subsequent approval. If application of synthetic organo-auxin herbicides is necessary, meet the requirements of Chapter 5E-2, Florida Administrative Code.

7-1.7.2 Fertilizer: Ensure that all employees applying fertilizer, possess a current Florida Department of Agriculture and Consumer Services Commercial Applicator license in accordance with Section 482.1562, F.S. Upon request, submit the current certificates to the Director.

7-1.8 Compliance with Section 4(f) of the USDOT Act (Designated State or Federal-Aid Contracts Only): Section 4(f) of the USDOT Act prohibits the U. S. Secretary of Transportation from approving a project which requires the use of publicly owned land of a public park, recreation area or a wildlife and waterfowl refuge, or of any historic site of national, state, or local significance unless there is no prudent or feasible alternative to using that land and the program or project includes all possible planning to minimize the harm to the site resulting from the use.

Before undertaking any off-project activity associated with any federally assisted undertaking, ensure that the proposed site does not represent a public park, recreation area, wildlife or waterfowl refuge, or a historic site (according to the results of the Cultural Resources Survey discussed in 120-6.2). If such a site is proposed, notify the Director and provide a description of the proposed off-site activity, Project Number, Financial Project ID, the location of the site by township,

range, section, a county or city map showing the site location, including the access route and the name of the property. It is the Contractor's responsibility to submit justification for use of Section 4(f) property that is sufficient for the County, the Florida Department of Transportation and the Federal Highway Administration to make a Section 4(f) determination. Submit this notification sufficiently in advance of planned commencement of the off-site activity to allow a reasonable time for the Director to conduct an investigation without delaying job progress. Do not begin any off-project activity without obtaining written clearance from the Director.

7-1.9 Reserved.

7-2 Permits and Licenses.

7-2.1 General: Pursuant to Section 218.80, Florida Statutes, the County will pay for all County permits and fees, including license fees, permit fees, impact fees or inspection fees applicable to the Work. Contractor is not responsible for paying for permits issued by the County wherein the Work is to be performed, but is responsible for acquiring all other permits. The County may require the Contractor to deliver internal budget transfer documents to applicable County agencies when the Contractor is acquiring permits. Except for permits procured by the County, as incorporated by Special Provision expanding this Subarticle, if any, the Contractor will procure all permits and licenses, pay all charges and fees, and give all notices necessary and incidental to the due and lawful prosecution of the work.

The County will also acquire any modifications or revisions to an original permit incorporated by Special Provision to this Subarticle when the Contractor requires such modifications or revisions to complete the construction operations specified in the Plans or Special Provisions and within the right-of-way limits.

Acquire all permits for work performed outside the right-of-way or easements for the project.

In carrying out the work in the Contract, when under the jurisdiction of any environmental regulatory agency, comply with all regulations issued by such agencies and with all general, special, and particular conditions relating to construction activities of all permits issued to the County as though such conditions were issued to the Contractor. Post all permit placards in a protected location at the worksite.

The Contractor shall be fully responsible for the execution and adherence to all directives, instructions, conditions, special conditions, and limiting conditions contained in permits specifically issued for the Work and which pertain to or affect the construction phase of this project, and shall be solely responsible for issuance of any Notices required thereby.

In case of a discrepancy between any permit condition and other Contract Documents, the more stringent condition shall prevail.

7-2.2 Work or Structures in Navigable Waters of the U.S., Waters of the U.S., and Waters of the State: In general, one or more governmental agencies will exercise regulatory authority over work or structures, including related construction operations, in all tidal areas (channelward of the mean high water lines on the Atlantic and Gulf Coast); in the ocean and gulf waters to the outer limits of the continental shelf; in all rivers, streams, and lakes to the ordinary high water line; in marshes and shallows that are periodically inundated and normally characterized by aquatic vegetation capable of growth and reproduction; in all artificially created channels and canals

used for recreational, navigational, or other purposes that are connected to navigable waters; and in all tributaries of navigable waters up to their headwaters.

Whenever the work under or incidental to the Contract requires structures or dredge/fill/construction activities in "Navigable Waters of the U.S.," "Waters of the U.S.," and "Waters of the State," the Federal, State, county, and local regulatory agencies may require the County to obtain a permit. For such dredge/fill /construction specified in the Plans to be accomplished within the limits of the project, or for any dredge/fill/construction within the limits of County-furnished borrow areas, the County will procure the necessary permits prior to advertising for bids.

7-2.3 Reserved.

7-3 Patented Devices, Materials and Processes.

Include all royalties and costs arising from patents, trademarks, and copyrights, in any way involved in the work in the Contract price. Whenever using any design, device, material, or process covered by letters patent or copyright, obtain the right for such use by suitable legal agreement with the patentee or owner of the copyright. File a copy of such agreement with the Director. However, whether or not such agreement is made or filed as noted, the Contractor and the surety in all cases shall indemnify, defend, and save harmless, the County from all claims for infringement by reason of the use of any such patented design, device, material, or process on work under the Contract, and shall indemnify the County for all costs, expenses, and damages that it may be obliged to pay by reason of any such infringement, at any time during the prosecution or after the completion of the work.

7-4 Right-of-Way Furnished by the County.

Except as otherwise stipulated in these Specifications or as shown in the Plans, the County will furnish all rights-of-way necessary for the proper completion of the work at no expense to the Contractor.

Should County-furnished areas for obtaining borrow material, contain limerock material do not remove such material from the pit unless the Director gives specific approval.

Use of County owned right-of-way for the purpose of equipment or material storage, lay-down facilities, pre-cast material fabrication sites, batch plants for the production of asphalt, concrete or other construction related materials, or other similar activities, shall require advance written approval by the County prior to making use of said County owned right of way. Use of County owned right of way for these purposes is expressly limited to the storage of equipment and materials for the Project or production of materials or products for the Project. As a precedence to Final Acceptance of the project, any County owned right-of-way used by the Contractor shall be restored to the condition existing prior to construction, or as otherwise approved by the Director.

The County reserves the right to allow parties other than the Contractor, upon presentation of a duly authorized and satisfactory Lee County Department of Transportation Right-of-Way Permit, to perform work within the limits of construction. In all such instances, the Contractor will afford parties bearing such permits reasonable accommodation for the proper execution of the work described under the permit, including the right to store materials and equipment. All parties authorized to perform work within the right-of-way shall make, in an acceptable manner, all necessary repairs due to such work ordered by the Director and shall be subject to the conditions specified in Section 11-12 of the Lee County Administrative Code, as amended.

7-5 Reserved.

7-6 Sanitary Provisions.

The Contractor shall provide and maintain, in a neat and sanitary condition, such accommodations for the use of his employees as are necessary to comply with the requirements and regulations of the State and local boards of health. Commit no public nuisance.

7-7 Control of the Contractor's Equipment.

7-7.1 Traffic Interference: Do not allow equipment, while it is on or traversing a road or street, to unreasonably interfere with traffic.

7-7.2 Overloaded Equipment: Do not operate on any road, street or bridge including a County owned temporary bridge, any hauling unit or equipment loaded in excess of:

1. the maximum weights specified in the Florida Highway Patrol, Commercial Motor Vehicle Manual (Trucking Manual), or
2. lower weight limits legally established and posted for any section of road or bridge by FDOT, the County or other local authorities.

The governmental unit having jurisdiction over a particular road or bridge may provide exceptions by special permit under the provisions of 7-7.3.

This restriction applies to all roads and bridges inside and outside the Contract limits as long as these roads and bridges are open for public use. The Contractor may overload roads and bridges which are to be demolished after they are permanently closed to the public. The Contractor is responsible for all loss or damages resulting from equipment operated on a structure permanently closed to the public.

7-7.3 Crossings: Where it is necessary to cross an existing road or street, including specifically the existing traveled lanes of a divided highway within the limits of the project, obtain permits from the County, for crossing overloaded or oversized equipment. Cross existing roads or streets only at Director-designated points. The Director may require the Contractor to protect the pavement or Roadway at the crossing by using lumber, planks, or fill. Provide flagging and watchman service, or approved signal devices, for the protection of traffic at all such crossings, in accordance with an approved written plan for that activity. Movement of equipment around the project site must be in accordance with requirements of the Standard Plans and not create an undue hazard to the traveling public or workers.

7-7.4 Protection from Damage by Tractor-Type Equipment: Take positive measures to ensure that tractor-type equipment does not damage the road. If any such damage should occur, repair it without delay, at no expense to the County and subject to the Director's approval.

7-7.5 Contractor's Equipment on Bridge Structures: The Contractor's Engineer of Record shall analyze the effect of imposed loads on bridge structures, including County owned temporary bridges, within the limits of a construction contract, resulting from the following operations:

1. Overloaded Equipment as defined in 7-7.2:
 - a. Operating on or crossing over completed bridge structures.
 - b. Operating on or crossing over partially completed bridge structures.
2. Equipment within legal load limits:
 - a. Operating on or crossing over partially completed bridge structures.
3. Construction cranes:
 - a. Operating on completed bridge structures.

b. Operating on partially completed bridge structures.

4. Asphalt Milling Equipment:

a. In excess of 90,000 lbs crossing bridge structures.

b. Less than 90,000 lbs crossing bridge structures listed on the overweight routing map CRN-2 located on the Office of Maintenance Over-Weight Dimension Permits website at <https://www.fdot.gov/maintenance/owod-permit-documents#BlanketAttachments>.

Any pipe culvert(s) or box culvert(s) qualifying as a bridge under 1-3 is excluded from the requirements above.

A completed bridge structure is a bridge structure in which all elemental components comprising the load carrying assembly have been completed, assembled, and connected in their final position. The components to be considered shall also include any related members transferring load to any bridge structure.

The Contractor's Engineer of Record shall determine the effect that equipment loads have on the bridge structure and develop the procedures for using the loaded equipment without exceeding the structure's design load capacity.

Submit to the County for approval the design calculations, layout drawings, and erection drawings showing how the equipment is to be used so that the bridge structure will not be overstressed. The Contractor's Engineer of Record shall sign and seal the drawings and the cover sheet of the calculations for the County's Record Set.

7-7.6 Posting of the Legal Gross Vehicular Weight: Display the maximum legal gross weight, as specified in the Florida Uniform Traffic Code, in a permanent manner on each side of any dump truck or dump type tractor-trailer unit hauling embankment material, construction aggregates, road base material, or hot bituminous mixture to the project over any public road or street. Display the weight in a location clearly visible to the scale operator, in numbers that contrast in color with the background and that are readily visible and readable from a distance of 50 feet.

7-8 Structures over Navigable Waters.

7-8.1 Compliance with Federal and Other Regulations: When working on structures in, adjacent to, or over, navigable waters, observe all regulations and instructions of Federal and other authorities having control over such waters. Do not obstruct navigation channels without permission from the proper authority, and provide and maintain navigation lights and signals in accordance with the Federal requirements for the protection of the structure, of false work, and of navigation.

When working on moveable bridges, requests for temporarily changing the operating requirements for the moveable bridge must be submitted in writing to the appropriate Coast Guard District Bridge Branch, 90 days before the start of any action.

For all other bridges, notify the appropriate Coast Guard District Bridge Branch, at least 60 days prior to the start of any operations including construction and 30 days prior to any channel operations, closures, or opening restrictions.

When work platforms are indicated in the permit for construction, submit work platform construction plans to the appropriate Coast Guard District for approval. Obtain approval prior to beginning construction on the platform.

7-8.2 Maintenance of Channel: Where the work includes the excavation of a channel or other underwater areas to a required section, maintain the section from shoaling or other encroachment until final acceptance of the project.

In the event of accidental blocking of the navigation channel, immediately notify the U.S. Coast Guard of the blockage and upon removal of the blockage.

7-9 Use of Explosives.

When using explosives for the prosecution of the work, exercise the utmost care not to endanger life or property, including new work. The Contractor is responsible for all damage resulting from the use of explosives. Any use of explosives shall be subject to the prior written authorization of the Director.

Store all explosives in a secure manner in compliance with all laws and ordinances, and clearly mark all such storage places with the words: "DANGEROUS - EXPLOSIVES". Place such storage in the care of a competent watchman. Where no local laws or ordinances apply, provide storage satisfactory to the Director and, in general, not closer than 1,000 feet from the road or from any building, camping area, or place of human occupancy.

Notify each public utility company having structures in proximity to the site of the work of the intention to use explosives. Give such notice sufficiently in advance to enable the companies to take precautionary steps to protect their property from injury.

7-10 Forest Protection.

7-10.1 Compliance with State and Federal Regulations: In carrying out work within or adjacent to State or National forests or parks, comply with all of the regulations of the State or Federal authority having jurisdiction, governing the protection of and the carrying out of work in forests or parks, and observe all sanitary laws and regulations with respect to the performance of work in these areas. Keep the areas in an orderly condition, dispose of all refuse, and obtain permits for the construction, installation, and maintenance of any construction camps, living quarters, stores, warehouses, sanitary facilities, and other structures; all in accordance with the requirements of the forest or park official.

7-10.2 Prevention and Suppression of Forest Fires: Take all reasonable precautions to prevent and suppress forest fires. Require employees and subcontractors, both independently and at the request of forest officials, to do all reasonably within their power to prevent and suppress forest fires. Assist in preventing and suppressing forest fires, and make every possible effort to notify a forest official at the earliest possible moment of the location and extent of all fires. Extinguish the fire if practicable.

7-11 Preservation of Existing Property.

7-11.1 General: Preserve from damage all existing property within the project limits of or in any way affected by the Work, the removal or destruction of which is not specified in the Plans. This applies to, but is not limited to, public and private property, public and private utilities (except as modified by the provisions of 7-11.5), trees, shrubs, crops, sod, signs, monuments, fences, guardrail, pipe and underground structures, Intelligent Transportation Systems (ITS) facilities, traffic control signals and devices, highway lighting, and public highways (except natural wear and tear of highway resulting from legitimate use thereof by the Contractor).

County owned underground facility locations shown in the Plans are approximate. Unless otherwise shown in the Plans, County owned underground facilities will not be located by the County nor through notification to "Sunshine 811". Locate all fiber optic cables. Provide a fiber optic cable locator in accordance with Section 633.

Whenever the Contractor's activities damage such existing property, immediately restore it to a condition equal to or better than that existing at the time such damage occurred, at no expense to the County. Temporary repairs may be used to immediately restore ITS facilities and traffic control signals and devices. Permanent repairs to ITS facilities and traffic control signals and devices shall be made within 90 days of any temporary repairs and prior to final acceptance of the project. Submit permanent ITS facility repair plans to the Director prior to beginning repair work.

Protect existing bridges during the entire construction period from damage caused by the Work. Immediately repair, at no expense to the County, all damage to existing bridges caused by the Work, prior to continuing the Work. The County will not require the Contractor to provide routine repairs or maintenance for such structures.

Direct special attention to the protection of all geodetic monuments, horizontal or vertical, and Public Land Survey Corners located within the project. If any geodetic monument or Public Land Survey Corner, located within the project, is at risk of being damaged or destroyed, immediately notify the Director. Locate and replace any damaged or destroyed geodetic monuments or Public Land Survey Corners under the direction of a Professional Surveyor and Mapper registered in the State of Florida.

Whenever the actions of a third party damage such existing property and is not otherwise due to any fault or activities of the Contractor, either restore it to a condition equal to or better than that existing at the time such damage occurred or provide access and coordinate with the County's maintenance Contractor in accordance with 8-4.4 as directed by the Director. The County will compensate the Contractor for the costs associated with the repairs for restoring the existing property in accordance with 4-4. Theft and vandalism are considered damage caused by a third party.

7-11.2 Failure to Restore Damaged Existing Property: In case of failure on the part of the Contractor to restore such property, bridge, road or street, or to make good such damage or injury, the Director may, upon 48 hours notice, proceed to repair, rebuild, or otherwise restore such property, road, or street as may be deemed necessary, and the County will deduct the cost thereof from any monies due or which may become due the Contractor under the Contract. Nothing in this clause prevents the Contractor from receiving proper compensation for the removal, damage, or replacement of any public or private property, not shown in the Plans, that is made necessary by alteration of grade or alignment. The Director will authorize such work, provided that the Contractor, or his employees or agents, have not, through their own fault, damaged such property.

7-11.3 Contractor's Use of Streets and Roads:

7-11.3.1 Street and Road System: When hauling materials or equipment to the project over roads and bridges on the State Highway System, State park road system, county road system, or city street system, and such use causes damage, immediately, at no expense to the County, repair such road or bridge to as good a condition as before the hauling began.

The County may modify the above requirement in accordance with any agreement the Contractor might make with the governmental unit having jurisdiction over a particular road or bridge, provided that the Contractor submits written evidence of such agreement to the Director.

7-11.3.2 Reserved.

7-11.3.3 Within the Limits of a Construction Project: The County will not allow the operation of equipment or hauling units of such weight as to cause damage to previously constructed elements of the project, including but not necessarily limited to bridges, drainage structures, base course, and pavement. Do not operate hauling units or equipment loaded in excess of

the maximum weights specified in 7-7.2 on existing pavements that are to remain in place (including pavement being resurfaced), cement-treated subgrades and bases, concrete pavement, any course of asphalt pavement, and bridges. The Director may allow exceptions to these weight restrictions for movement of necessary equipment to and from its worksite, for hauling of offsite fabricated components to be incorporated into the project, and for crossings as specified in 7-7.3.

7-11.4 Operations within Railroad Right-of-Way: Submit written advanced notification of the flagging services and railroad right-of-way access required, construction timeframe, and duration to the Engineer and District Rail Office at least 45 calendar days prior to beginning any operation within the limits of the railroad right-of-way or the adjoining 15 feet. Operations include the movement of employees, equipment, and trucks in areas other than public crossings or any traffic signal work within 500 feet of a signalized at-grade railroad crossing. The Railroad Company will notify the District Rail Office when flaggers are available for use in project scheduling.

No operations shall be conducted that affect railroad operations and property without written approval from the railroad.

7-11.4.1 Notification to the Railroad Company: Submit written notification to the Engineer, District Rail Office and the authorized Railroad Representative at least 72 hours before beginning any operation within the limits of the railroad right-of-way; any operation requiring movement of employees, trucks, or other equipment across the tracks of the railroad company at locations other than an established public crossing; and any other work that may affect railroad operations or property.

7-11.4.1.1 Florida East Coast Railway (FEC): Contact the FEC Signal Office at 904-279-3182 and FEC Railway at 1-800-342-1131, ext. 2377 in addition to the requirements in Section 7-11.4.1.

7-11.4.2 Contractor's Responsibilities: Unless instructed otherwise in writing by the Railroad Company, do not perform work within or adjacent to the railroad right-of-way without a flagger present (including temporary lane closures, lane shifts or detours). Comply with requirements deemed necessary by the railroad company's authorized representative to safeguard the railroad's property and operations.

The Contractor is responsible for all damages, delays, or injuries and all suits, actions, or claims brought on account of damages or injuries resulting from the Contractor's operations within or adjacent to railroad company right-of-way. The work includes all items necessary to relieve the flagger from providing protective services.

Costs incurred by the Railroad Company for Contractor-caused delays that adversely impact railway operations will be forwarded to the Contractor for payment. If the Contractor fails to pay said cost, the Department will deduct the amount from payments owed to the Contractor.

7-11.4.2.1 CSXT: Comply with the Construction Submission Criteria of the CSXT Public Project Information document and Construction Requirements sections of the CSXT Pipeline and Wireline Design and Construction Specifications prior to beginning work. These documents are available at the following URL:

<https://www.fdot.gov/programmanagement/Implemented/URLinSpecs/CSXT.shtm> .

Perform no work within the limits of the railroad right-of-way on CSXT holidays (except with permission of CSXT for emergencies such as natural disasters). CSXT holidays are New Year's Day, President's Day, Good Friday, Memorial Day, Independence Day,

Labor Day, Thanksgiving Day and the following Friday, Christmas Eve, Christmas Day, and New Year's Eve. Holidays falling on Saturday are observed on Friday and those falling on Sunday are observed on Monday.

7-11.4.2.2 Norfolk Southern (NS): Comply with the NS Special Provisions for Protection of Railway Interests (Appendix E) and the Construction Requirements (Appendix 4.3) of the NS Public Projects Manual document prior to beginning and during all work. These documents are available at the following

URL: [http://www.nscorp.com/content/dam/nscorp/ship/shipping-tools/Public Projects Manual.pdf](http://www.nscorp.com/content/dam/nscorp/ship/shipping-tools/Public%20Projects%20Manual.pdf)

7-11.4.2.3 FEC: Complete the On-Track Contractor Roadway Worker Training Course for FEC Railway. Contact FEC Railway at 1-800-342-1131 for training information.

7-11.4.2.4 South Florida Rail Corridor (SFRC): Complete the On-Track Contractor Roadway Worker Training Course for South Florida Regional Transportation Authority (SFRTA) Railway. Contact SFRTA at 954-788-7920 for training information.

7-11.4.3 Watchman or Flagging Services: The railroad company will furnish protective services (i.e., watchman or flagging services) to ensure the safety of railroad operations during certain periods of the project. The Contractor will reimburse the railroad company for the cost thereof. Schedule work that affects railroad operations so as to minimize the need for protective services by the railroad company.

Submit construction schedules and schedule changes to the Engineer and District Rail Office which include an estimated start date, weekly construction schedule, daily hours of operation, and the calendar day duration for which flagging services will be necessary to perform work activities within railroad right-of-way in accordance with 8-3.2.

7-11.4.3.1 Central Florida Rail Corridor (CFRC) and SFRC: The Department will furnish protective services (i.e., watchman or flagging services) to ensure the safety of railroad operations.

7-11.5 Utilities:

7-11.5.1 Arrangements for Protection or Adjustment: Do not commence work at points where the construction operations are adjacent to utility facilities until all necessary arrangements have been made for removal, temporary removal, relocation, de-energizing, deactivation or adjustment with the utility facilities owner to protect against damage that might result in expense, loss, disruption of service, or other undue inconvenience to the public or to the owners. The Contractor is solely and directly responsible to the owners and operators of such properties for all damages, injuries, expenses, losses, inconveniences, or delays caused by the Contractor's operations.

Do not request utility removal, temporary removal, relocation, de-energizing, deactivation, or adjustment when work can be accomplished within the utility work schedules. In the event that removal, temporary removal, relocation, de-energizing, deactivation, or adjustment of a utility or a particular sequence of timing in the relocation of a utility is necessary and has not been addressed in a utility work schedule, the Director will determine the necessity for any such utility work. Coordinate such work as to cause the least impediment to the overall construction operations and utility service. The County is not responsible for utility removal, temporary removal, relocation, de-energizing, deactivation, or adjustment work where such work is determined not necessary by the Director or done solely for the benefit or convenience of the utility owner or its contractor, or the Contractor.

7-11.5.2 Cooperation with Utility Owners: Cooperate with the owners of all underground or overhead utility lines in their removal and rearrangement operations in order that these operations may progress in a reasonable manner, that duplication or rearrangement work may be reduced to a minimum, and that services rendered by the utility owners will not be unnecessarily interrupted.

In the event of interruption of water or other utility services as a result of accidental breakage, exposure, or lack of support, promptly notify the proper authority and cooperate with the authority in the prompt restoration of service. If water service is interrupted and the Contractor is performing the repair work, the Contractor shall work continuously until the service is restored. Do not begin work around fire hydrants until the local fire authority has approved provisions for continued service.

7-11.5.3 Utility Adjustments: Certain utility adjustments and reconstruction work may be underway during the progress of the Contract. Cooperate with the various utility construction crews who are maintaining utility service. Exercise due caution when working adjacent to relocated utilities. The Contractor shall repair all damage to the relocated utilities resulting from his operations at no expense to the County. The requirements of 7-11.1 and 7-11.5.2 outline the Contractor's responsibility for protecting utility facilities. The County will include in the Contract the utility authorities who are scheduled to perform utility work on the project.

7-11.5.4 Weekly Meetings: Conduct weekly meetings on the job site with all the affected utility companies and the Director in attendance to coordinate project construction and utility relocation. Submit a list of all attendees one week in advance to the Director for approval.

Submit the approved Work Progress Schedule and Work Plan for the project, as specified in 8-3.2, to document the schedule and plan for road construction and utility adjustments.

When utility relocations no longer affect construction activities, the Contractor may discontinue the meetings with the Director's approval.

7-12 Reserved.

7-13 Reserved.

7-13.1 Reserved.

7-13.2 Reserved.

7-13.3 Reserved.

7-13.4 Insurance for Protection of Utility Owners: When the Contract involves work on or in the vicinity of utility-owned property or facilities, the utility shall be added along with the County as an Additional Insured on the policy/ies procured pursuant to subsection 7-13.2 above.

7-14 Contractor's Responsibility for Work.

The Contractor will take charge and custody of the Work, and take every necessary precaution against damage to the Work, by the action of the elements, third parties, or from any other cause whatsoever, until the County's final acceptance of the Work. The Contractor will rebuild, repair, restore, and make good all damage to any portion of the Work occasioned by any of the above causes before final acceptance of the Contract.

The County will have no obligation to pay any reimbursement for damage caused by the execution or nonexecution of the Work by the Contractor or its sub-contractors, or damage the Contractor was negligent in preventing.

The County may, at its sole discretion, reimburse the Contractor for the repair of damage to the Work not caused by a third party and due to unforeseeable causes beyond the control of and without the fault or negligence of the Contractor, including but not restricted to Acts of God, of the public enemy, or of governmental authorities.

7-15 Opening Sections of the Project to Traffic.

Whenever any section of the project is in acceptable condition for use, the Director may direct the Contractor to open it to vehicular or pedestrian traffic. The County's direction to open a section of the project does not constitute an acceptance of the project, or any part thereof, or waive any Contract provisions. Perform all necessary repairs or renewals, on any section of the project thus opened to traffic under direction from the Director, due to defective material or work or to any cause other than ordinary wear and tear, pending completion and the Director's acceptance of the project, or other work, at no expense to the County.

7-16 Wage Rates for Federal-Aid Projects (Designated Federal-Aid Contracts Only).

For all projects that include Federal-aid participation, the Special Provisions contain requirements with regard to payment of predetermined minimum wages. Predetermined Wage Rate Decisions (U.S. County of Labor provided Wage Rate Tables) exist for Heavy, Highway, and Building Construction Projects.

7-17 Supplemental Agreements.

Supplemental Agreements (Change Orders) shall be authorized in accordance with Procurement Policies adopted by the Lee County Board of County Commissioners.

7-18 Scales for Weighing Materials.

7-18.1 Applicable Regulations: When determining the weight of material for payment, use scales meeting the requirements of Chapter 531 of Florida Statutes, pertaining to specifications, tolerances, and regulations, as administered by the Bureau of Weights and Measures of the Florida Department of Agriculture.

7-18.2 Base for Scales: Place such scales on a substantial horizontal base to provide adequate support and rigidity and to maintain the level of the scales.

7-18.3 Protection and Maintenance: Maintain all scale parts in proper condition as to level and vertical alignment, and fully protect them against contamination by dust, dirt, and other matter that might affect their operation.

7-19 Source of Forest Products.

As required by Section 255.2575 of the Florida Statutes, where price, fitness and quality are equal, and when available, use only timber, timber piling, or other forest products that are produced and manufactured in the State of Florida. This provision does not apply to Federal-aid projects.

7-20 Regulations of Air Pollution from Asphalt Plants.

7-20.1 General: Perform all work in accordance with all Federal, State, and local laws and regulations regarding air pollution and burning. In particular, pay attention to Chapters 62-210 and 62-256, Rules of the Department of Environmental Protection, Florida Administrative Code, and to any part of the State Implementation Plan applicable to the project. See also 110-9.2 regarding burning of debris.

7-20.2 Dust Control: Control dust during the storage and handling of dusty materials by wetting, covering, or other means as approved by the Director.

7-20.3 Asphalt Material: Use only emulsified asphalt, unless otherwise stated in the Plans and allowed by Chapter 62-210, Rules of the Department of Environmental Protection, Florida Administrative Code. Store and handle asphalt materials and components so as to minimize unnecessary release of hydrocarbon vapors.

7-20.4 Asphalt Plants: Operate and maintain asphalt plants in accordance with Chapter 62-210, Rules of the Department of Environmental Protection, Florida Administrative Code. Provide the plant site with a valid permit as required under Chapter 62-210 prior to start of work.

7-21 Dredging and Filling.

Section 370.033 of the Florida Statutes, requires that all persons, who engage in certain dredge or fill activities in the State of Florida, obtain a certificate of registration from the Florida Department of Environmental Protection, Tallahassee, Florida 32301, and that they keep accurate logs and records of all such activities for the protection and conservation of the natural resources. Obtain details as to the application of this law from the Department of Environmental Protection.

7-22 Available Funds.

All funds for payment by the County under this Contract are subject to the availability of an annual appropriation for this purpose by the County. In the event of nonappropriation of funds by the County for the work provided under this Contract, the County will terminate the Contract, without termination charge or other liability, on the last day of the then current fiscal year or when the appropriation made for the then-current year for the services covered by this Agreement has been expended, whichever event occurs first. If at any time funds are not appropriated for the continuance of this Agreement, cancellation shall be accepted by the Contractor upon 30 days prior written notice, but failure to give such notice shall be of no effect and the County shall not be obligated under this Contract beyond the date of termination.

7-23 Contractor's Motor Vehicle Registration (Designated State Aid Projects Only).

The Contractor shall provide the County with proof that all motor vehicles operated or caused to be operated by such Contractor are registered in compliance with Chapter 320 of the Florida Statutes. Submit such proof of registration on FDOT Form 700-010-52 to the County.

The County will not make payment to the Contractor until the required proof of registration is on file with the Department.

If the Contractor fails to register any motor vehicle that he operates in Florida, pursuant to Chapter 320 of the Florida Statutes, the Department may disqualify the Contractor from bidding, or the Department may suspend and revoke the Contractor's certificates of qualification.

7-24 Disadvantaged Business Enterprise Program.

The County encourages the inclusion of Disadvantage Business Enterprise (DBE) participants as defined and certified by FDOT. The Contractor shall submit to the County with the final payment documents a DBE Participation Certification, indicating all DBE Subcontractor(s) and amount(s) utilized for the project. If the Contractor did not utilize the DBE firm(s) listed on the Bid Proposal, a letter of justification shall be submitted along with the DBE Participation Certification.

7-25 On-The-Job Training Requirements (Designated Federal Aid Contracts Only).

As part of the Contractor's equal employment opportunity affirmative action program, training shall be provided as follows:

The Contractor shall provide On-The-Job Training aimed at developing full journeymen in the type of trade or job classification involved in the work. In the event the Contractor subcontracts a portion of the contract work, it shall determine how many, if any, of the trainees are to be trained by the subcontractor provided, that the Contractor shall retain the primary responsibility for meeting the training requirements imposed by this Section. Ensure that, when feasible, 25% of trainees in each occupation are in their first year of training. The Contractor shall incorporate the requirements of this Section into such subcontract.

The number of trainees will be estimated on the number of calendar days of the contract, the dollar value, and the scope of work to be performed. The trainee goal will be finalized at a Post-Preconstruction Trainee Evaluation Meeting and the goal will be distributed among the work classifications based on the following criteria:

1. Determine the number of trainees on Federal Aid Contract:

a. No trainees will be required for contracts with a Contract Time allowance of less than 275 calendar days.

b. If the Contract Time allowance is 275 calendar days or more, the number of trainees shall be established in accordance with the following chart:

Estimated Contract Amount	Trainees Required
\$2,000,000 or less	0
Over \$2,000,000 to \$4,000,000	2
Over \$4,000,000 to \$6,000,000	3
Over \$6,000,000 to \$12,000,000	5
Over \$12,000,000 to \$18,000,000	7
Over \$18,000,000 to \$24,000,000	9
Over \$24,000,000 to \$31,000,000	12
Over \$31,000,000 to \$37,000,000	13
Over \$37,000,000 to \$43,000,000	14
Over \$43,000,000 to \$49,000,000	15
Over \$49,000,000 to \$55,000,000	16
Over \$55,000,000 to \$62,000,000	17
Over \$62,000,000 to \$68,000,000	18
Over \$68,000,000 to \$74,000,000	19
Over \$74,000,000 to \$81,000,000	20
Over \$81,000,000 to \$87,000,000	21
Over \$87,000,000 to \$93,000,000	22
Over \$93,000,000 to \$99,000,000	23
Over \$99,000,000 to \$105,000,000	24
Over \$105,000,000 to \$112,000,000	25
Over \$112,000,000 to \$118,000,000	26
Over \$118,000,000 to \$124,000,000	27
Over \$124,000,000 to \$130,000,000	28

Estimated Contract Amount	Trainees Required
Over \$130,000,000 to *	
*One additional trainee per \$6,000,000 of estimated Construction Contract amount over \$130,000,000	

Further, if the Contractor or subcontractor requests to utilize banked trainees as discussed later in this Section, a Banking Certificate will be validated at this meeting allowing credit to the Contractor for previously banked trainees. Banked credits of prime Contractors working as Subcontractors may be accepted for credit. The Contractor's Project Manager, the CEI Consultant and the Director will attend this meeting. Within ten days after the Post-Preconstruction Training Evaluation Meeting, the Contractor shall submit to the County for approval an On-The-Job Training Schedule indicating the number of trainees to be trained in each selected classification and the portion of the Contract Time during which training of each trainee is to take place. This schedule may be subject to change if any of the following occur:

1. When a start date on the approved On-The-Job Training Schedule has been missed by 14 or more days;
2. When there is a change in previously approved classifications; or
3. When replacement trainees are added due to voluntary or involuntary termination

The revised schedule will be resubmitted to and approved by the Director.

The following criteria will be used in determining whether or not the Contractor has complied with this Section as it relates to the number of trainees to be trained:

1. Credit will be allowed for each trainee that is both enrolled and satisfactorily completes training on this Contract. Credit for trainees, over the established number for this Contract, will be carried in a "bank" for the Contractor and credit will be allowed for those surplus trainees in subsequent, applicable projects. A "banked" trainee is described as an employee who has been trained on a project, over and above the established goal, and for which the Contractor desires to preserve credit for utilization on a subsequent project.

2. Credit will be allowed for each trainee that has been previously enrolled in the County's approved training program on another contract and continues training in the same job classification and completes their training on a different contract.

3. Credit will be allowed for each trainee who, due to the amount of work available in their classification, is given the greatest practical amount of training on the contract regardless of whether or not the trainee completes training.

4. Credit will be allowed for any training position indicated in the approved On-The-Job Training Schedule, if the Contractor can demonstrate that a good faith effort to provide training in that classification was made.

5. No credit will be allowed for a trainee whose employment by the Contractor is involuntarily terminated unless the Contractor can clearly demonstrate good cause for this action.

Training and upgrading of minorities, women and economically disadvantaged persons toward journeyman status is a primary objective of this Section. Accordingly, the Contractor shall make every effort to enroll minority trainees and women (e.g., by conducting systematic and direct recruitment through public and private sources likely to yield minority and women trainees) to the extent such persons are available within a reasonable area of recruitment. If a non-minority male is enrolled into the On-The-Job Training Program, the On-The-Job Training Notification of Personnel Action Form notifying the District Contract Compliance Manager of such action shall be accompanied by a disadvantaged certification or a justification for such action acceptable to the

County. The Contractor will be given an opportunity and will be responsible for demonstrating the steps that it has taken in pursuance thereof, prior to a determination as to whether the Contractor is in compliance with this Section. This training is not intended, and shall not be used, to discriminate against any applicant for training, whether a minority, woman or disadvantaged person.

No employee shall be employed as a trainee in any classification in which they have successfully completed a training course leading to journeyman status, or have been employed as a journeyman. The Contractor may satisfy this requirement by including appropriate questions in the employee application or by other suitable means. Regardless of the method used, the Contractor's records should document the findings in each case.

The minimum length and type of training for each classification will be as established at the Post-Preconstruction Trainee Evaluation Meeting and approved by the County. Graduation to journeyman status will be based upon satisfactory completion of a Proficiency Demonstration set up at the completion of training and established for the specific training classification, completion of the minimum hours in a training classification range, and the employer's satisfaction that the trainee does meet journeyman status in the classification of training. Upon reaching journeyman status, the following documentation must be forwarded to the Director:

1. Trainee Enrollment and Personnel Action Form
2. Proficiency Demonstration Verification Form indicating completion of each standard established for the classification signed by representatives of both the Contractor and the County.

The County and the Contractor shall establish a program that is tied to the scope of the work in the project and the length of operations providing it is reasonably calculated to meet the equal employment opportunity obligations of the Contractor and to qualify the average trainee for journeyman status in the classifications concerned, by at least, the minimum hours prescribed for a training classification. Furthermore, apprenticeship programs registered with the U.S. Department of Labor, Bureau of Apprenticeship and Training, or with a State apprenticeship agency recognized by the Bureau and training programs approved but not necessarily sponsored by the U.S. Department of Labor, Manpower Administration, Bureau of Apprenticeship and Training shall also be considered acceptable provided it is being administered in a manner consistent with the equal employment obligations of Federal Aid highway construction contract. Approval or acceptance of a training schedule shall be obtained from the County prior to commencing work on the classifications covered by the program.

A voluntary On-The-Job Training Program is available to a Contractor which has been awarded a state funded project. Through this program, the Contractor will have the option to train employees on state funded projects for "banked credit" as discussed previously in this provision, to be utilized on subsequent Federal Aid Projects where training is required. Those Contractors availing themselves of this opportunity to train personnel on state funded projects and bank trainee hours for credit shall comply with all training criteria set forth in this Section for Federal Aid Projects; voluntary banking may be denied by the County if staff is not available to monitor compliance with the training criteria.

It is the intention of these provisions that training is to be provided in the construction crafts rather than clerk-typists or secretarial type positions. Training is permissible in lower level management positions such as office engineers, estimators, etc., where the training is oriented toward construction applications. Training in the laborer classifications, except Common/General Laborer,

may be permitted provided that significant and meaningful training is provided and approved by the Director.

When approved in advance by the Director, credit will be given for training of persons in excess of the number specified herein under the current contract or a Contractor will be allowed to bank trainees who have successfully completed a training program and may apply those trainees to a training requirement in subsequent project(s) upon approval of the Director. This credit will be given even though the Contractor may receive training program funds from other sources, provided such other source do not specifically prohibit the Contractor from receiving other form of compensation. Offsite training is permissible as long as the training is an integral part of an approved training program and does not compromise a significant part of the overall training. Credit for offsite training indicated above may only be made to the Contractor when it does one or more of the following and the trainees are concurrently employed on a Federal Aid Project:

1. Contributes to the cost of the training,
2. Provides the instruction to the trainee,
3. Pays the trainee's wages during the offsite training period.

The Contractor shall compensate the trainee at no less than the laborer rate established in the Contract at the onset of training. The compensation rate will be increased to the journeyman's wage upon graduation from the training program for the remainder of the time the trainee works in the classification in which they were trained.

The Contractor shall furnish the trainee a copy of the program they will follow in providing the training. The Contractor shall provide each trainee with a certification showing the type and length of training satisfactorily completed. The Contractor shall enroll a trainee in one training classification at a time to completion before the trainee can be enrolled in another classification on the same project.

The Contractor shall maintain records to document the actual hours each trainee is engaged in training on work being performed as a part of this Contract.

The Contractor shall submit to the Director a copy of an On-The-Job Training Notification of Personnel Action form no later than seven days after the effective date of the action when the following actions occur: a trainee is transferred on the project, transferred from the project to continue training on another contract, completes training, is upgraded to journeyman status or voluntary terminates or is involuntary terminated from the project.

The Contractor shall furnish to the Director a copy of a Monthly Time Report for each trainee. The Monthly Time Report for each month shall be submitted no later than the tenth day of the subsequent month. The Monthly Time Report shall indicate the phases and sub-phases of the number of hours devoted to each proficiency.

Highway or Bridge Carpenter Helper, Mechanic Helper, Rodman/Chainman, and Timekeeper classifications will not be approved for the On-The-Job Training Program.

The number of trainees may be distributed among the work classifications on the basis of the Contractor's needs and the availability of journeymen in the various classifications within a reasonable area of recruitment.

The Contractor will have fulfilled the responsibilities of this Specification when acceptable training has been provided to the trainee as specified above.

7-26 Cargo Preference Act – Use of United States-Flag Vessels (Designated State or Federal Aid Contracts Only).

Pursuant to Title 46 CFR 381, the Contractor agrees

1. To utilize privately owned United States-flag commercial vessels to ship at least 50 percent of the gross tonnage (computed separately for dry bulk carriers, dry cargo liners, and tankers) involved, whenever shipping any equipment, material, or commodities pursuant to this Contract, to the extent such vessels are available at fair and reasonable rates for United States-flag commercial vessels.

2. To furnish within 20 days following the date of loading for shipments originating within the United States or within 30 working days following the date of loading for shipments originating outside the United States, a legible copy of a rated, 'on-board' commercial ocean bill-of-lading in English for each shipment of cargo described in paragraph 1 of this Article to both the Contracting Officer (through the prime contractor in the case of subcontractor bills-of-lading) and to the Division of National Cargo, Office of Market Development, Maritime Administration, Washington, DC 20590.

3. To insert the substance of the provisions of this clause in all subcontracts issued pursuant to this Contract.

SECTION 8 PROSECUTION AND PROGRESS

8-1 Subletting or Assigning of Contracts.

Do not, sell, transfer, assign or otherwise dispose of the Contract or Contracts or any portion thereof, or of the right, title, or interest therein, without prior written consent of the County. If the Contractor chooses to sublet any portion of the Contract, the Contractor must submit a written request to sublet work on Form 6-Subcontractor List contained in the Proposal.

The Contractor shall provide the Director a list of all proposed subcontractors and major material suppliers at the preconstruction conference. A revised list shall be distributed each time a modification thereto is made.

Execute all agreements to sublet work in writing and include all pertinent provisions and requirements of the Contract. All other agreements must be in writing and reference all applicable Contract provisions. Upon request, submit to the County a copy of the subcontract and agreement. The subletting of work does not relieve the Contractor or the surety of their respective liabilities under the Contract.

The County recognizes a subcontractor only in the capacity of an employee or agent of the Contractor, and the Director may require the Contractor to remove the subcontractor as in the case of an employee.

8-2 Reserved.

8-3 Prosecution of Work.

8-3.1 Compliance with Time Requirements: Commence work in accordance with the accepted working schedule and provide sufficient labor, materials and equipment to complete the work within the time limit(s) set forth in the proposal. Should the Contractor fail to furnish sufficient and suitable equipment, forces, and materials, as necessary to prosecute the work in accordance with the required schedule, the Director may withhold all estimates that are, or may become due, or suspend the work until the Contractor corrects such deficiencies.

8-3.2 Submission of Contract Schedule: Within 21 calendar days after Contract award or at the preconstruction conference, whichever is earlier, submit to the Director a Contract Schedule for the project. The Director will review and respond to the Contractor within 15 calendar days of receipt.

Provide a Contract Schedule that shows the various activities of work in sufficient detail to demonstrate a reasonable and workable plan to complete the project within the Contract Time. Show the order and interdependence of activities and the sequence for accomplishing the work. Describe all activities in sufficient detail so that the Director can readily identify the work and measure the progress on of each activity. Show each activity with a beginning work date, a duration, and an ending work date. Include activities for procurement, fabrication, and delivery of materials, plant, and equipment, and review time for shop drawings and submittals. Include milestone activities when milestones are required by the Contract Documents. In a project with more than one phase, adequately identify each phase and its completion date, and do not allow activities to span more than one phase.

Conduct sufficient liaison and provide sufficient information to indicate coordination activities with utility owners that have facilities within the limits of construction requiring adjustment.

Submit a working plan with the Contract Schedule, consisting of a concise written description of the construction plan.

The Director will return inadequate Contract Schedules to the Contractor for corrections. Resubmit a corrected schedule within 15 calendar days from the date of the Director's return transmittal.

Submit an updated Contract Schedule, for Director's acceptance, with each application for payment. The Director will review the updated schedule and respond within 7 calendar days of receipt.

By acceptance of the Contract Schedule, the Director does not endorse or otherwise certify the validity or accuracy of the activity durations or sequencing of activities. The Director will use the accepted schedule as the baseline against which to measure the progress.

If the Contractor fails to finalize either the initial or a revised Contract Schedule in the time specified, the Director will withhold all Contract payments until the Director accepts the schedule.

The Contract Schedule may indicate a completion date in advance of the expiration of Contract Time. However, the County will not be liable in any way for the Contractor's failure to complete the project prior to the expiration of Contract Time. Any additional costs, including extended overhead incurred between the Contractor's scheduled completion date and the expiration of Contract Time, shall be the responsibility of the Contractor. The Contractor shall not be entitled to claim or recover any such cost from the County.

8-3.3 Beginning Work: Do not commence work under the Contract until after the County has issued a written Notice to Proceed. The Contract Time shall commence to run from the date specified in the Notice to Proceed. Issuance of the Notice to Proceed is contingent upon and will be done subsequent to the Contractor fully satisfying the County's stated insurance and bond submittal requirements. Until the Contractor receives the Department's Notice to Proceed, the Contractor is advised that the County will not be liable for any expenses which the Contractor may incur relative to the Contract before the written Notice to Proceed is issued.

8-3.4 Provisions for Convenience of Public: Schedule construction operations so as to minimize any inconvenience to adjacent businesses or residences. Where necessary, the Director may require the Contractor to first construct the work in any areas along the project where inconveniences caused by construction operations would present a more serious handicap. In such critical locations, where there is no assurance of continuous effective prosecution of the work once the construction operations are begun, the Director may require the Contractor to delay removal of the existing (usable) facilities.

8-3.5 Preconstruction Conference: County After the award of the Contract but prior to the issuance of the written Notice-to-Proceed, a conference will be held to establish lines of communication; procedures for handling shop drawings, requests for information, applications for payment, and other submissions; and to establish a working understanding between the parties as to the Contractor's project management responsibilities.

Present at the conference will be the Contractor and his subcontractors, utility companies, CEI Consultant and the Director. The time and place of this conference will be set by the Director. The Contractor shall be represented at the conference by a person duly authorized to speak on behalf of and represent the Contractor, together with all of the Contractor's supervisory personnel who will be assigned to the project. The Contractor shall submit the

following minimum information to the Director for his review and approval on or prior to the date established for the pre-construction conference:

- a. Name of the Contractor's proposed project manager.
- b. Name of the Contractor's proposed full-time superintendent.
- c. Name of the Contractor's representative for implementing and maintaining the Maintenance of Traffic Plan during construction.
- d. Personnel qualifications as may be requested by the County.
- e. Listing/qualifications of the Contractor's proposed subcontractors.
- f. Project Schedule.
- g. Traffic Control Plan/Maintenance of Traffic Plan.
- h. Applicable quality control plan(s).
- i. Name/qualifications of Contractor's Registered Professional Surveyor and Mapper in responsible charge of project layout.
- j. Name/qualifications of Contractor's quality control technician.
- k. Schedule and plan for prevention, control and abatement of erosion and water pollution per Section 104-5 of the Standard Specifications.

8-3.6 Progress Meetings: The Contractor shall attend regular progress meetings with and between the County's field representatives and those of the Contractor, subcontractors, utility companies, CEI Consultant and other parties having an interest in the Contract. The progress meetings shall be hosted by the County and shall be held at locations to be mutually agreed upon by the County and the Contractor at no less than two week intervals. The purpose of such meetings shall include, but not to be limited to, discussing all general aspects of the project and specifically addressing problem areas, schedules, progress payments, etc. The CEI Consultant shall be responsible for the preparation and distribution of the minutes.

8-4 Limitations of Operations.

8-4.1 Night Work: During active nighttime operations, furnish, place and maintain lighting sufficient to permit proper workmanship and inspection. Use lighting with 5 ft-cd minimum intensity. Arrange the lighting to prevent interference with traffic or produce undue glare to property owners. Operate such lighting only during active nighttime construction activities. Provide a light meter to demonstrate that the minimum light intensity is being maintained.

Lighting may be accomplished by the use of portable floodlights, standard equipment lights, existing street lights, temporary street lights, or other lighting methods approved by the Director.

Submit a lighting plan at the Preconstruction Conference for review and acceptance by the Director. Submit the plan as a PDF file, in the same scale as the Plans, and formatted on 11 inch by 17 inch sheets. Do not start night work prior to the Director's acceptance of the lighting plan.

During active nighttime operations, furnish, place and maintain variable message signs to alert approaching motorists of lighted construction zones ahead. Operate the variable message signs only during active construction activities.

Include compensation for lighting for night work in the Contract prices for the various items of the Contract. Take ownership of all lighting equipment for night work.

8-4.1.1 Holiday and Weekend Work: If work is authorized by the Director on holidays, weekends, or nights the Contractor shall notify the Director 72 hours in advance of the time and date on which the Contractor or any of his subcontractors propose to perform work during such time periods to afford the Director ample time to effectively schedule his inspection personnel in accordance with the Contractor's timetable.

8-4.2 Sequence of Operations: Do not open up work to the prejudice of work already started. The Director may require the Contractor to finish a section on which work is in progress before starting work on any additional section. Specific requirements pertaining to the sequence of operations for constructing the project and maintaining traffic shall be included in the Contractor's work progress schedule.

8-4.3 Interference with Traffic: At all times conduct the work in such manner and in such sequence as to ensure the least practicable interference with traffic. Operate all vehicles and other equipment safely and without hindrance to the traveling public. Park all private vehicles outside the clear zone. Place materials stored along the roadway so as to cause no obstruction to the traveling public as possible.

Where existing pavement is to be widened and stabilizing is not required, prevent any open trench from remaining after working hours by scheduling operations to place the full thickness of widened base by the end of each day. Do not construct widening strips simultaneously on both sides of the road, except where separated by a distance of at least 1/4 mile along the road and where either the work of excavation has not been started or the base has been completed.

8-4.4 Coordination with other Contractors: Sequence the Work and dispose of materials so as not to interfere with the operations of other Contractors engaged upon adjacent work; coordinate the Work, including the placement of work zone signs and temporary traffic control device, to that of others in a proper manner, in accordance with the spirit of the Contract Documents; and perform the work in the proper sequence in relation to that of other Contractors; all as may be directed by the Director.

Each Contractor is responsible for any damage done by it or its agents to the adjoining work being performed by another contractor.

8-4.5 Drainage: Conduct the operations and maintain the work in such condition to provide adequate drainage at all times. Do not obstruct existing functioning storm sewers, gutters, ditches, and other run-off facilities. Maintain all existing storm sewers, gutters, ditches, and other run-off facilities in an operable condition as necessary to provide adequate drainage at all times.

8-4.6 Fire Hydrants: Keep fire hydrants on or adjacent to the highway accessible to fire apparatus at all times, and do not place any material or obstruction within 15 feet of any fire hydrant.

8-4.7 Protection of Structures: Do not operate heavy equipment close enough to pipe headwalls or other structures to cause their displacement.

8-4.8 Fencing: Erect permanent fence as a first order of business on all projects that include fencing where the Director determines that the fencing is necessary to maintain the security of livestock on adjacent property, or for protection of pedestrians who are likely to gain access to the project from adjacent property.

8-4.9 Contaminated Materials: When the construction operations encounter or expose any abnormal condition that may indicate the presence of a contaminated material, discontinue such operations in the vicinity of the abnormal condition and notify the Director immediately. Be

alert for the presence of tanks or barrels; discolored or stained earth, metal, wood, ground water; visible fumes; abnormal odors; excessively hot earth; smoke; or other conditions that appear abnormal as possible indicators of the presence of contaminated materials. Treat these conditions with extraordinary caution.

Make every effort to minimize the spread of any contaminated materials into uncontaminated areas.

Do not resume the construction operations in the vicinity of the abnormal conditions until so directed by the Director.

Dispose of the contaminated material in accordance with the requirements and regulations of any Local, State, or Federal agency having jurisdiction. Where the Contractor performs work necessary to dispose of contaminated material, and the Contract does not include pay items for disposal, the County will pay for this work as provided in 4-4.

The County agrees to hold harmless and indemnify the Contractor for damages when the Contractor discovers or encounters contaminated materials or pollutants during the performance of services for the County when the presence of such materials or pollutants were unknown or not reasonably discoverable. Such indemnification agreement is only effective if the Contractor immediately stops work and notifies the County of the contaminated material or pollutant problem.

Such indemnification agreement is not valid for damages resulting from the Contractor's willful, wanton, or intentional conduct or the operations of Contaminated and Hazardous Material Contractors.

8-5 Qualifications of Contractor's Personnel.

Provide competent, careful, and reliable superintendents, foremen, and workmen. Provide workmen with sufficient skill and experience to properly perform the work assigned to them. Provide workmen engaged on special work, or skilled work, such as bituminous courses or mixtures, concrete bases, pavements, or structures, or in any trade, with sufficient experience in such work to perform it properly and satisfactorily and to operate the equipment involved. Provide workmen that shall make due and proper effort to execute the work in the manner prescribed in the Contract Documents, or the Director may take action as prescribed below.

The Contractor shall assign a full-time superintendent to routinely and constantly supervise, manage, plan, monitor, schedule, and control the construction operations on behalf of the Contractor. Trade workers will not be considered to be a full-time superintendent. The Contractor's superintendent shall be present on the project at all times when the Contractor's work crews, or work crews of other parties authorized by the Director, are engaged in any activity whatsoever associated with the project. Should the Contractor fail to comply with the above condition, the Director may, at his discretion, deduct from the Contractor's partial monthly payment estimate, the amount of \$250 per hour for each hour lacking adequate superintendence. This deduction is to account for the County's loss of adequate supervision, not as a penalty, but as liquidated damages for services not rendered.

It is prohibited as a conflict of interest for a Contractor to subcontract with a Consultant to perform Contractor Quality Control when the Consultant is under contract with the County to perform work on any project described in the Contractor's Contract with the County. Prior to approving a Consultant for Contractor Quality Control, the Contractor shall submit to the County a Certificate from the proposed Consultant certifying that no conflict of interest exists.

Whenever the Director determines that any person employed by the Contractor is incompetent, unfaithful, intemperate, disorderly, or insubordinate, the Director will provide

written notice and the Contractor shall discharge the person from the work. Do not employ any discharged person on the project without the written consent of the Director. If the Contractor fails to remove such person or persons, the Director may withhold all estimates that are or may become due, or suspend the work until the Contractor complies with such orders. Protect, defend, indemnify, and hold the County, its agents, officials, and employees harmless from all claims, actions, or suite arising from such removal, discharge, or suspension of employees.

8-6 Temporary Suspension of Contractor's Operations.

8-6.1 Authority to Suspend Contractor's Operations: The Director has the authority to suspend the Contractor's operations, wholly or in part. The Director will order such suspension in writing, giving in detail the reasons for the suspension. Contract Time will be charged during all suspensions of Contractor's operations. The County may grant an extension of Contract Time in accordance with 8-7.3.2 when determined appropriate in the County's sole judgment.

No additional compensation or time extension will be paid or granted to the Contractor when the operations are suspended for the following reasons:

1. The Contractor fails to comply with the Contract Documents.
2. The Contractor fails to carry out orders given by the Director.
3. The Contractor causes conditions considered unfavorable for continuing

the Work.

Immediately comply with any suspension order. Do not resume operations until authorized to do so by the Director in writing. Any operations performed by the Contractor, and otherwise constructed in conformance with the provisions of the Contract, after the issuance of the suspension order and prior to the Director's authorization to resume operations will be at no cost to the County. Further, failure to immediately comply with any suspension order will also constitute an act of default by the Contractor and is deemed sufficient basis in and of itself for the County to declare the Contractor in default, in accordance with 8-9, with the exception that the Contractor will not have ten calendar days to correct the conditions for which the suspension was ordered.

8-6.1.1 State of Emergency: The Director has the authority to suspend the Contractor's operations, wholly or in part, pursuant to a Governor's Declaration of a State of Emergency. The Director will order such suspension in writing, giving in detail the reasons for the suspension. Contract Time will be charged during all suspensions of Contractor's operations. The County, at its sole discretion, may grant an extension of Contract Time and reimburse the Contractor for specific costs associated with such suspension. Further, in such instances, the County's determination as to entitlement to either time or compensability will be final, unless the Contractor can prove by clear and convincing evidence to a Disputes Review Board that the County's determination was without any reasonable factual basis.

8-6.2 Prolonged Suspensions: If the Director suspends the Contractor's operations for an indefinite period, store all materials in such manner that they will not obstruct or impede the traveling public unnecessarily or become damaged in any way. Take every reasonable precaution to prevent damage to or deterioration of the work performed. Provide suitable drainage of the roadway by opening ditches, shoulder drains, etc., and provide any temporary structures necessary for public travel through the project.

8-6.3 Permission to Suspend Contractor's Operations: Do not suspend operations or remove equipment or materials necessary for completing the work without obtaining the Director's written permission. Submit all requests for suspension of operations in writing to the

Director, and identify specific dates to begin and end the suspension. The Contractor is not entitled to any additional compensation for suspension of operations during such periods.

8-6.4 Suspension of Contractor's Operations - Holidays and Special Events: Unless the Contractor submits a written request to work during one or more days of a Holiday or Special Event at least ten calendar days in advance of the beginning date of the Holiday or Special Event and receives written approval from the Director, the Contractor shall not work on the following days: Martin Luther King, Jr. Day; Memorial Day; the Saturday and Sunday immediately preceding Memorial Day; Independence Day; Independence Day (Observed); Labor Day; the Friday, Saturday, and Sunday immediately preceding Labor Day; Veterans Day; Veterans Day (Observed); the Wednesday immediately preceding Thanksgiving Day; Thanksgiving Day; the Friday, Saturday and Sunday immediately following Thanksgiving Day; December 24 through January 2, inclusive; and Special Events noted in the Plans. Contract Time will be charged during these Holiday and Special Event periods. Contract Time will be adjusted in accordance with 8-7.3.2. The Contractor is not entitled to any additional compensation beyond any allowed Contract Time adjustment for suspension of operations during such Holiday and Special Event periods.

During such suspensions, remove all equipment and materials from the clear zone, except those required for the safety of the traveling public and retain sufficient personnel at the job site to properly meet the requirements of Sections 102 and 104. The Contractor is not entitled to any additional compensation for removal of equipment from clear zones or for compliance with Section 102 and Section 104 during such Holiday and Special Event periods.

8-7 Computation of Contract Time.

8-7.1 General: Perform the contracted work fully, entirely, and in accordance with the Contract Documents within the Contract Time specified in the proposal, or as may be extended in accordance with the provisions herein below.

The County considers in the computation of the Contract Time the effect that utility relocation and adjustments have on job progress and the scheduling of construction operations required in order to adequately maintain traffic, as detailed in the Plans or as scheduled in the Special Provisions.

8-7.2 Date of Beginning of Contract Time: The date on which Contract Time begins is either the date on which the Contractor actually begins work, or the date for beginning the charging of Contract Time as set forth in the proposal; whichever is earlier.

8-7.3 Adjusting Contract Time:

8-7.3.1 Increased Work: The County may grant an extension of Contract Time when it increases the Contract amount due to overruns in original Contract items, adds new work items, or provides for unforeseen work. The County will base the consideration for granting an extension of Contract Time on the extent that the time normally required to complete the additional designated work delays the Contract completion schedule.

8-7.3.2 Contract Time Extensions: The County may grant an extension of Contract Time when a controlling item of work is delayed by factors not reasonably anticipated or foreseeable at the time of bid. The County may allow such extension of time only for delays occurring during the Contract Time period or authorized extensions of the Contract Time period. When failure by the County to fulfill an obligation under the Contract results in delays to the controlling items of work, the County will consider such delays as a basis for granting a time extension to the Contract.

Whenever the Director suspends the Contractor's operations, as provided in 8-6, for reasons other than the fault of the Contractor, the Director will grant a time extension for any delay to a controlling item of work due to such suspension. The County will not grant time extensions to the Contract for delays due to the fault or negligence of the Contractor.

The County does not include an allowance for delays caused by the effects of inclement weather or suspension of Contractor's operations as defined in 8-6.4, in establishing Contract Time. The Director will continually monitor the effects of weather and, when found justified, grant time extensions on either a bimonthly or monthly basis. The Director will not require the Contractor to submit a request for additional time due to the effects of weather.

The County will grant time extensions, on a day for day basis, for delays caused by the effects of rains or other inclement weather conditions, related adverse soil conditions or suspension of operations as defined in 8-6.4 that prevent the Contractor from productively performing controlling items of work resulting in:

1. The Contractor being unable to work at least 50% of the normal work day on pre-determined controlling work items; or
2. The Contractor must make major repairs to work damaged by weather, provided that the damage is not attributable to the Contractor's failure to perform or neglect; and provided that the Contractor was unable to work at least 50% of the normal workday on pre-determined controlling work items.

When the County grants a time extension due to rains or other inclement weather, the Contractor shall submit any objection to the additional time in writing within ten calendar days from receipt of written notice from the Engineer. Failure to submit a written appeal within ten calendar days from receipt of the written notice shall constitute a waiver of any and all rights to appeal the County's decision at a later time.

No additional compensation will be made for delays caused by the effects of inclement weather.

The County will consider the delays in delivery of materials or component equipment that affect progress on a controlling item of work as a basis for granting a time extension if such delays are beyond the control of the Contractor or supplier. Such delays may include an area-wide shortage, an industry-wide strike, or a natural disaster that affects all feasible sources of supply. In such cases, the Contractor shall submit substantiating letters from a representative number of manufacturers of such materials or equipment clearly confirming that the delays in delivery were the result of an area-wide shortage, an industry-wide strike, etc. No additional compensation will be made for delays caused by delivery of materials or component equipment.

The County will not consider requests for time extension due to delay in the delivery of custom manufactured equipment such as traffic signal equipment, highway lighting equipment, etc., unless the Contractor submits documentation that he placed the order for such equipment in a timely manner, the delay was caused by factors beyond the manufacturer's control, and the lack of such equipment caused a delay in progress on a controlling item of work. No additional compensation will be paid for delays caused by delivery of custom manufactured equipment.

The County will consider the effect of utility relocation and adjustment work on job progress as the basis for granting a time extension only if all the following criteria are met:

1. Delays are the result of either utility work that was not detailed in the Plans, or utility work that was detailed in the Plans but was not accomplished in reasonably close accordance with the schedule included in the Contract Documents.

2. Utility work actually affected progress toward completion of controlling work items.

3. The Contractor took all reasonable measures to minimize the effect of utility work on job progress, including cooperative scheduling of the Contractor's operations with the scheduled utility work at the preconstruction conference and providing adequate advance notification to utility companies as to the dates to coordinate their operations with the Contractor's operations to avoid delays.

As a condition precedent to an extension of Contract Time the Contractor must submit to the Director:

A preliminary request for an extension of Contract Time must be submitted in writing to the Director within ten calendar days after the commencement of a delay to a controlling item of work. If the Contractor fails to submit this required preliminary request for an extension of Contract Time, the Contractor fully, completely, absolutely and irrevocably waives any entitlement to an extension of Contract Time for that delay. In the case of a continuing delay only a single preliminary request for an extension of Contract Time will be required. Each such preliminary request for an extension of Contract Time shall include as a minimum the commencement date of the delay, the cause of the delay, and the controlling item of work affected by the delay.

Furthermore, the Contractor must submit to the Director a request for a Contract Time extension in writing within 30 days after the elimination of the delay to the controlling item of work identified in the preliminary request for an extension of Contract Time. Each request for a Contract Time extension shall include as a minimum all documentation that the Contractor wishes the County to consider related to the delay, and the exact number of days requested to be added to Contract Time. If the Contractor contends that the delay is compensable, then the Contractor shall also be required to submit with the request for a Contract Time extension a detailed cost analysis of the requested additional compensation. If the Contractor fails to submit this required request for a Contract Time extension, with or without a detailed cost analysis, depriving the Director of the timely opportunity to verify the delay and the costs of the delay, the Contractor waives any entitlement to an extension of Contract Time or additional compensation for the delay.

Upon timely receipt of the preliminary request of Contract Time from the Contractor, the Director will investigate the conditions, and if it is determined that a controlling item of work is being delayed for reasons beyond the control of the Contractor the Director will take appropriate action to mitigate the delay and the costs of the delay. Upon timely receipt of the request for a Contract Time extension the Director will further investigate the conditions, and if it is determined that there was an increase in the time or the cost of performance of the controlling item of work beyond the control of the Contractor, then an adjustment of Contract Time will be made, and a monetary adjustment will be made, excluding loss of anticipated profits, and the Contract will be modified in writing accordingly.

The existence of an accepted schedule, including any required update(s), as stated in 8-3.2, is a condition precedent to the Contractor having any right to the granting of an extension of Contract Time or any monetary compensation arising out of any delay. Contractor failure to have an accepted schedule, including any required update(s), for the period of potential

impact, or in the event the currently accepted schedule and applicable updates do not accurately reflect the actual status of the project or fail to accurately show the true controlling or non-controlling work activities for the period of potential impact, will result in any entitlement determination as to time or money for such period of potential impact being limited solely to the County's analysis and identification of the actual controlling or non-controlling work activities. Further, in such instances, the County's determination as to entitlement as to either time or compensability will be final, unless the Contractor can prove by clear and convincing evidence to a Disputes Review Board that the County's determination was without any reasonable factual basis.

8-8 Reserved

8-9 Default and Termination of Contract.

8-9.1 Determination of Default: The following acts or omissions constitute acts of default and, except as to subparagraphs 9 and 11, the County will give notice, in writing, to the Contractor and his surety for any delay, neglect or default, if the Contractor:

1. fails to begin the work under the Contract within the time specified in the Notice to Proceed;
2. fails to perform the work with sufficient workmen and equipment or with sufficient materials to ensure prompt completion of the Contract;
3. performs the work unsuitably, or neglects or refuses to remove materials or to perform anew such work that the Director rejects as unacceptable and unsuitable;
4. discontinues the prosecution of the work, or fails to resume discontinued work within a reasonable time after the Director notifies the Contractor to do so;
5. becomes insolvent or is declared bankrupt, or files for reorganization under the bankruptcy code, or commits any act of bankruptcy or insolvency, either voluntarily or involuntarily;
6. allows any final judgment to stand against him unsatisfied for a period of ten calendar days;
7. makes an assignment for the benefit of creditors;
8. fails to comply with Contract requirements regarding minimum wage payments or EEO requirements;
9. fails to comply with the Director's written suspension of work order within the time allowed for compliance and which time is stated in that suspension of work order; or
10. for any other cause whatsoever, fails to carry on the work in an acceptable manner, or if the surety executing the bond, for any reasonable cause, becomes unsatisfactory in the opinion of the County.
11. fails to comply with 3-9.

For a notice based upon reasons stated in subparagraphs (1) through (8) and (10): if the Contractor, within a period of ten calendar days after receiving the notice described above, fails to correct the conditions of which complaint is made, the County will, upon written certificate from the Director of the fact of such delay, neglect, or default and the Contractor's failure to correct such conditions, have full power and authority, without violating the Contract, to take the prosecution of the work out of the hands of the Contractor and to declare the Contractor in default.

If the Contractor, after having received a prior notice described above for any reason stated in subparagraph (2), (3), (4), (5), (6) or (8), commits a second or subsequent act of

default for any reason covered by the same subparagraph (2), (3), (4), (5), (6) or (8) as stated in the prior notice, and regardless whether the specific reason is the same, then, regardless of whether the Contractor has cured the deficiency stated in that prior notice, the County will, upon written certificate from the Director of the fact of such delay, neglect or default and the Contractor's failure to correct such conditions, have full power and authority, without any prior written notice to the Contractor and without violating the Contract, to take the prosecution of the work out of the hands of the Contractor and to declare the Contractor in default.

Regarding subparagraph (9), if the Contractor fails to comply with the Director's written suspension of work order within the time allowed for compliance and which time is stated in that suspension of work order, the County will, upon written certificate from the Director of the fact of such delay and the Contractor's failure to correct that condition, have full power and authority, without violating the Contract, to immediately take the prosecution of the work out of the hands of the Contractor and to declare the Contractor in default.

Regarding subparagraph (11), if the Contractor fails to comply with 3-9, the County will have full power and authority, without violating the Contract, to immediately take the prosecution of the work out of the hands of the Contractor and to declare the Contractor in default.

The County has no liability for anticipated profits for unfinished work on a Contract that the County has determined to be in default.

Notwithstanding the above, the County shall have the right to declare the Contractor (or its "affiliate") in default and immediately terminate this Contract, without any prior notice to the Contractor, in the event the Contractor (or its "affiliate") is at any time "convicted" of a "contract crime," as these terms are defined in Section 337.165(1), Florida Statutes. The County's right to default the Contractor (or its "affiliate") for "conviction" of a "contract crime" shall extend to and is expressly applicable to any and all County Contracts that were either advertised for bid; for which requests for proposals or letters of interest were requested; for which an intent to award was posted or otherwise issued; or for which a Contract was entered into, after the date that the underlying or related criminal indictment, criminal information or other criminal charge was filed against the Contractor (or its "affiliate") that resulted in the "conviction." In the event the County terminates this Contract for this reason, the Contractor shall hereby forfeit any claims for additional compensation, extra time, or anticipated profits. The Contractor shall only be paid for any completed work up to the date of termination. Further, the Contractor shall be liable for any and all additional costs and expenses the County incurs in completing the Contract work after such termination.

8-9.2 Termination of Contract for Convenience: The County may terminate the entire Contract or any portion thereof, if the Director determines that a termination is in the County's interest. The Director will deliver to the Contractor a Written Notice of Termination specifying the extent of termination and the effective date.

When the County terminates the entire Contract, or any portion thereof, before the Contractor completes all items of work in the Contract, the County will make payment for the actual number of units or items of work that the Contractor has completed, at the Contract unit price, and according to the formulas and provisions set forth in 4-3.2 for items of work partially completed, and such payments will constitute full and complete compensation for such work or items. No payment of any kind or amount will be made for items of work not started. The County will not consider any claim for loss of anticipated profits, or overhead of any kind

(including home office and jobsite overhead or other indirect impacts) except as provided in 4-3.2 for partially completed work.

The County will consider reimbursing the Contractor for actual cost of mobilization (when not otherwise included in the Contract) including moving equipment to the job where the volume of the work that the Contractor has completed is too small to compensate the Contractor for these expenses under the Contract unit prices.

The County may purchase at actual cost acceptable materials and supplies procured for the work, that the County has inspected, tested, and approved and that the Contractor has not incorporated in the work. Submit the proof of actual cost, as shown by receipted bills and actual cost records, at such points of delivery as the Director may designate.

Termination of a contract or a portion thereof, under the provisions of this Subarticle, does not relieve the Contractor or the surety of its responsibilities for the completed portion of the Contract or its obligations for and concerning any just claims arising out of the work performed.

All Contractor claims for additional payment, due to the County's termination of the entire Contract or any portion thereof, must meet the requirements of 5-12.

8-9.3 Completion of Work by County: Upon declaration of default, the County will have full authority to appropriate or use any or all suitable and acceptable materials and equipment on the site and may enter into an agreement with others to complete the work under the Contract, or may use other methods to complete the work in an acceptable manner. The County will charge all costs that the County incurs because of the Contractor's default, including the costs of completing the work under the Contract, against the Contractor. If the County incurs such costs in an amount that exceeds the sum that would have been payable under the Contract, then the Contractor and the surety shall be liable and shall pay the County the amount of the excess.

If, after the ten day notice period and prior to any action by the County to otherwise complete the work under the Contract, the Contractor establishes his intent to prosecute the work in accordance with the County's requirements, then the County may allow the Contractor to resume the work, in which case the County will deduct from any monies due or that may become due under the Contract, any costs to the County incurred by the delay, or from any reason attributable to the delay.

8-10 Liquidated Damages for Failure to Complete the Work.

8-10.1 Reserved.

8-10.2 Amount of Liquidated Damages: Applicable liquidated damages are the amounts established in the following schedule:

Original Contract Amount ..Daily Charge Per Calendar Day	
\$50,000 and under.....	\$868
Over \$50,000 but less than \$250,000.....	\$882
\$250,000 but less than \$500,000.....	\$1,197
\$500,000 but less than \$2,500,000.....	\$1,694
\$2,500,000 but less than \$5,000,000.....	\$2,592
\$5,000,000 but less than \$10,000,000.....	\$3,786
\$10,000,000 but less than \$15,000,000.....	\$4,769
\$15,000,000 but less than \$20,000,000.....	\$5,855
\$20,000,000 and over.....	\$9,214 plus 0.00005 of any

amount over \$20 million (Round to nearest whole dollar)
..... The Engineer may approve adjustments to the liquidated damages amounts in accordance with the Construction Project Administration Manual (CPAM) provided all contract work is complete.

8-10.3 Determination of Number of Days of Default: For all contracts, regardless of whether the Contract Time is stipulated in calendar days or working days, the Director will count default days in calendar days.

8-10.4 Conditions under which Liquidated Damages are Imposed: If the Contractor or, in case of his default, the surety fails to complete the work within the time stipulated in the Contract, or within such extra time that the County may have granted then the Contractor or, in case of his default, the surety shall pay to the County, not as a penalty, but as liquidated damages, the amount so due as determined in 8-10.2.

8-10.5 Right of Collection: The County has the right to apply, as payment on such liquidated damages, any money the County owes the Contractor.

8-10.6 Allowing Contractor to Finish Work: The County does not waive its right to liquidated damages due under the Contract by allowing the Contractor to continue and to finish the work, or any part of it, after the expiration of the Contract Time.

8-10.7 Completion of Work by County: In the case of a default of the Contract and the completion of the work by the County, the Contractor and his surety are liable for the liquidated damages under the Contract, but the County will not charge liquidated damages for any delay in the final completion of the County's performance of the work due to any unreasonable action or delay on the part of the County.

8-11 Release of Contractor's Responsibility.

The County considers the Contract complete when the Contractor has completed all work and the County has accepted the work. The County will then release the Contractor from further obligation except as set forth in his bond, and except as provided in 5-13.

8-12 Recovery of Damages Suffered by Third Parties.

In addition to the damages provided for in 8-10.2 and pursuant to Section 337.18 of the Florida Statutes, when the Contractor fails to complete the work within the Contract Time the County may recover from the Contractor amounts that the County pays for damages suffered by third parties unless the failure to timely complete the work was caused by the County's act or omission.

SECTION 9 MEASUREMENT AND PAYMENT

9-1 Measurement of Quantities.

9-1.1 Measurement Standards: The Director will measure all work completed under the Contract in accordance with the United States Standard Measures.

9-1.2 Method of Measurements: The Director will take all measurements horizontally or vertically.

9-1.3 Determination of Pay Areas:

9-1.3.1 Final Calculation: When measuring items paid for on the basis of area of finished work, where the pay quantity is designated to be determined by calculation, the Director will use lengths and widths in the calculations based on the station to station dimensions shown in the Plans; the station to station dimensions actually constructed within the limits designated by the Director; or the final dimensions measured along the surface of the completed work within the neat lines shown in the Plans or designated by the Director. The Director will use the method or combination of methods of measurement that reflect, with reasonable accuracy, the actual surface area of the finished work as the Director determines.

9-1.3.2 Plan Quantity: When measuring items paid for on the basis of area of finished work, where the pay quantity is designated to be the plan quantity, the Director will determine the final pay quantity based on the plan quantity subject to the provisions of 9-3.2. Generally, the Director will calculate the plan quantity using lengths based on station to station dimensions and widths based on neat lines shown in the Plans.

9-1.4 Construction Outside Authorized Limits: The Director will not pay for surfaces constructed over a greater area than authorized, or for material that the Contractor has moved from outside of slope stakes and lines shown in the Plans, except where the Director provides written instruction for the Contractor to perform such work.

9-1.5 Truck Requirements: Provide all trucks with numbers and certify that all trucks used have a manufacturer's certification or permanent decal showing the truck capacity rounded to the nearest tenth of a cubic yard placed on both sides of the truck. This capacity will include the truck body only and any side boards added will not be included in the certified truck body capacity. Ensure the lettering and numbers are legible for identification purposes at all times.

9-1.6 Ladders and Instrument Stands for Bridge Projects: On bridge projects, in order to facilitate necessary measurements, provide substantial ladders to the tops of piers and bents, and place and move such ladders as the Director directs.

For bridge projects crossing water or marshy areas, supply fixed stands for instrument mounting and measurements, in accordance with the details stipulated in the Specifications for the project.

9-2 Scope of Payments.

9-2.1 Items Included in Payment: Accept the compensation as provided in the Contract as full payment for furnishing all materials and for performing all work contemplated and embraced under the Contract; also for all loss or damage arising out of the nature of the work or from the action of the elements, or from any unforeseen difficulties or obstructions which may arise or be encountered in the prosecution of the work until its final acceptance; also for all other costs incurred under the provisions of Division I.

For any item of work contained in the proposal, except as might be specifically provided otherwise in the basis of payment clause for the item, include in the Contract unit price (or lump sum price) for the pay item or items the cost of all labor, equipment, materials, tools and incidentals required for the complete item of work, including all requirements of the Section specifying such item of work, except as specifically excluded from such payments.

9-2.1.1 Reserved

9-2.1.2 Bituminous Material: Prepare a Contractor's Certification of Quantities, using the FDOT's current approved form for Superpave Asphalt Base, Driveway Asphalt Base, Asphalt Treated Permeable Base, Superpave Asphaltic Concrete, Miscellaneous Asphalt Pavement, Asphalt Concrete Friction Course, and Asphalt Rubber Membrane Interlayer pay items. Submit this certification to the Director no later than Twelve O'clock noon Monday after the estimate cut-off or as directed by the Director, based on the quantity of asphalt produced and accepted on the roadway per Contract. Ensure the certification includes the Project Number, Contract Number, Financial Project Identification (FPID) Number (if applicable), Certification Date and Number, the period the certification represents and the tons produced for each asphalt pay item.

On Contracts having an original Contract Time of more than 365 calendar days, or more than 5,000 tons of asphalt concrete, the County will adjust the bid unit price for bituminous material, excluding cutback and emulsified asphalt to reflect increases or decreases in the Asphalt Price Index (API) of bituminous material from that in effect during the month in which bids were received. The Contractor will not be given the option of accepting or rejecting this adjustment. Bituminous adjustments will be made only when the current API (CAPI) varies by more than 5% of the API prevailing in the month when bids were received (BAPI), and then only on the portion that exceeds 5%.

The County will determine the API for each month by averaging quotations in effect on the first day of the month at all terminals that could reasonably be expected to furnish bituminous material to projects in the State of Florida.

The API will be available on the Construction Office website before the 15th day of each month at the following URL:

<https://www.fdot.gov/construction/fuel-Bit/Fuel-Bit.shtm>.

Payment on progress estimates will be adjusted to reflect adjustments in the prices for bituminous materials in accordance with the following:

$$\text{\$ Adjustment} = (\text{ID})(\text{Gallons})$$

Where ID = Index Difference = $[\text{CAPI} - 0.95(\text{BAPI})]$ when the API has decreased between the month of bid and month of this progress estimate.

Where ID = Index Difference = $[\text{CAPI} - 1.05(\text{BAPI})]$ when the API has increased between the month of bid and month of this progress estimate.

Payment will be made on the current progress estimate to reflect the index difference at the time work was performed.

For asphalt concrete items payable by the ton or square yard, the number of gallons will be determined assuming a mix design with 6.25% liquid asphalt weighing 8.58 pounds per gallon.

For asphalt concrete items payable by the cubic yard, the number of gallons will be determined assuming a mix design with 3% liquid asphalt weighing 8.58 pounds per gallon.

9-2.2 Non-Duplication of Payment: In cases where the basis of payment clause in these Specifications relating to any unit price in the bid schedule requires that the unit price cover and be considered compensation for certain work or material essential to the item, the County will not measure or pay for this same work or material under any other pay item that may appear elsewhere in these Specifications.

9-3 Compensation for Altered Quantities.

9-3.1 General: When alteration in Plans or quantities of work not requiring a supplemental agreement as hereinbefore provided for are offered and performed, the Contractor shall accept payment in full at Contract unit bid prices for the actual quantities of work done, and no allowance will be made for increased expense, loss of expected reimbursement, or loss of anticipated profits suffered or claimed by the Contractor, resulting either directly from such alterations, or indirectly from unbalanced allocation among the Contract items of overhead expense on the part of the bidder and subsequent loss of expected reimbursement therefore, or from any other cause.

Compensation for alterations in Plans or quantities of work requiring supplemental agreements shall be stipulated in such agreement, except when the Contractor proceeds with the work without change of price being agreed upon, the Contractor shall be paid for such increased or decreased quantities at the Contract unit prices bid in the Proposal for the items of work. If no Contract unit price is provided in the Contract, and the parties cannot agree as to a price for the work, the Contractor agrees to do the work in accordance with 4-3.2.

9-3.2 Payment Based on Plan Quantity:

9-3.2.1 Error in Plan Quantity: As used in this Article, the term "substantial error" is defined as the smaller of (1) or (2) below:

1. a difference between the original plan quantity and final quantity of more than 5%,
2. a change in quantity which causes a change in the amount payable of more than \$5,000.

On multiple job Contracts, changes made to an individual pay item due to substantial errors will be based on the entire Contract quantity for that pay item.

Where the pay quantity for any item is designated to be the original plan quantity, the County will revise such quantity only in the event that the County determines it is in substantial error. In general, the County will determine such revisions by final measurement, plan calculations, or both, as additions to or deductions from plan quantities.

In the event that either the County or the Contractor contends that the plan quantity for any item is in error and additional or less compensation is thereby due, the claimant shall submit, at their own expense, evidence of such in the form of acceptable and verifiable measurements or calculations. The County will not revise the plan quantity solely on the basis of a particular method of construction that the Contractor selects. For earthwork items, the claimant must note any differences in the original ground surfaces from that shown in the original Plan cross-sections that would result in a substantial error to the plan quantity, and must be properly documented by appropriate verifiable level notes, acceptable to both the Contractor and the County, prior to disturbance of the original ground surface by construction operations. The claimant shall support any claim based upon a substantial error for differences in the original ground surface by documentation as provided above.

9-3.2.2 Authorized Changes in Limits of Work: Where the County designates the pay quantity for any item to be the original plan quantity and authorizes a plan change which

results in an increase or decrease in the quantity of that item, the County will revise the plan quantity accordingly. In general, the County will determine such revisions by final measurement, plan calculations or both.

9-3.2.3 Specified Adjustments to Pay Quantities: Do not apply the limitations specified in 9-3.2.1 and 9-3.2.2 to the following:

1. Where these Specifications or Special Provisions provide that the County determines the pay quantity for an item on the basis of area of finished work adjusted in accordance with the ratio of measured thickness to nominal thickness.

2. Where these Specifications provide for a deduction due to test results falling outside of the allowable specified tolerances.

3. To payment for extra length fence posts, as specified in 550-6.3.

9-3.3 Lump Sum Quantities:

9-3.3.1 Error in Lump Sum Quantity: Where the County designates the pay quantity for an item to be a lump sum and the Plans show an estimated quantity, the County will adjust the lump sum compensation only in the event that either the Contractor submits satisfactory evidence or the County determines and furnishes satisfactory evidence that the lump sum quantity shown is in substantial error as defined in 9-3.2.1.

9-3.3.2 Authorized Changes in Work: Where the County designates the pay quantity for an item to be a lump sum and the Plans show an estimated quantity, the County will adjust compensation for that item proportionately when an authorized plan change is made which results in an increase or decrease in the quantity of that item. When the Plans do not show an estimated plan quantity or the applicable specifications do not provide adjustments for contingencies, the County will compensate for any authorized plan change resulting in an increase or decrease in the cost of acceptably completing the item by establishing a new unit price through a supplemental agreement as provided in 4-3.2.

9-3.4 Deviation from Plan Dimensions: If the Contractor fails to construct any item to Plan or to authorized dimensions within the specified tolerances, the Director, at his discretion will: require the Contractor to reconstruct the work to acceptable tolerances at no additional cost to the County; accept the work and provide the Contractor no pay; or accept the work and provide the Contractor a reduced final pay quantity or reduced unit price. The County will not make reductions to final pay quantities for those items designated to be paid on the basis of original plan quantity or a lump sum quantity under the provisions of this Article unless such reduction results in an aggregate monetary change per item of more than \$100, except that for earthwork items, the aggregate change must exceed \$5,000 or 5% of the original plan quantity, whichever is smaller. If, in the opinion of the Director, the Contractor has made a deliberate attempt to take advantage of the construction tolerances as defined in 120-12.1 to increase borrow excavation in fill sections or to decrease the required volume of roadway or lateral ditch excavation or embankment, the County will take appropriate measurements and will apply reductions in pay quantities. The County will not use the construction tolerance, as defined in 120-12.1, as a pay tolerance. The construction tolerance is not to be construed as defining a revised authorized template.

9-4 Deleted Work.

The County will have the right to cancel the portions of the Contract relating to the construction of any acceptable item therein, by making an adjustment in payment to the Contractor of a fair and equitable amount covering the value of all cancelled work less all items of cost incurred prior to the date that the Director cancels the work.

9-5 Partial Payments.

9-5.1 General: The Director will make partial payments on monthly estimates based on the amount of work that the Contractor completes during the month (including delivery of certain materials, as specified herein below). The Director will make approximate monthly payments, and the County will correct all partial estimates and payments in the subsequent estimates and in the final estimate and payment.

The County will base the amount of such payments on the total value of the work that the Contractor has performed to the date of the estimate, based on the quantities completed and the Contract prices, less payments previously made and less any retainage withheld.

Contract amount is defined as the original Contract amount adjusted by approved supplemental agreements.

9-5.1.1 Applications for Payment: On or before the 25th day of each month, the Contractor shall submit six notarized copies of its monthly application for payment to the CEI Consultant for Work performed during the previous month. Each application for payment shall be accompanied by the certifications described in 9-5.6. The County shall not be required to make payment until and unless these certifications are furnished by the Contractor.

Invoices received after the 25th day of each month shall be considered for payment as part of the next month's application. Within ten calendar days of receipt of each application for payment, the CEI Consultant will either:

1. indicate his approval of the requested amount;
2. indicate his approval of only a portion of the requested payment, stating in writing his reasons therefore; or
3. return the application for payment to the Contractor indicating, in writing, the reason for refusing to approve payment and the action necessary to make the payment request proper.

In the event of a total denial and return of the application for payment by the CEI Consultant, the Contractor may make the necessary corrections and resubmit the application for payment. The County shall, within thirty calendar days after County approval of an application for payment, pay the Contractor the amounts so approved. Provided, however, in no event shall the County be obligated to pay any amount greater than that portion of the application for payment approved by the CEI Consultant. Monthly payments to the Contractor shall in no way imply or constitute approval or acceptance of Contractor's Work.

9-5.1.2 Retainage: The County shall retain five percent of the gross amount of each monthly application for payment or five percent of the portion thereof approved by the CEI Consultant for payment, whichever is less. Such sums shall be accumulated and released to the Contractor with final payment.

Retainage will be determined for each job on multiple job Contracts. The County will not accept Securities, Certificates of Deposit or letters of credit as a replacement for retainage. Amounts withheld will not be released until payment of the final estimate.

9-5.2 Reserved

9-5.3 Withholding Payment:

9-5.3.1 Withholding Payment for Defective Work: If the County discovers any defective work or material prior to the final acceptance, or if the County has a reasonable doubt as to the integrity of any part of the completed work prior to final acceptance, then the County

will not allow payment for such defective or questioned work until the Contractor has remedied the defect and removed any causes of doubt.

9-5.3.2 Withholding Payment for Failure to Comply: The County will withhold progress payments from the Contractor if he fails to comply with any or all of the following, as applicable, within 60 days after beginning work:

1. Comply with and submit required documentation relating to prevailing wage rate provisions, Equal Employment Opportunity, On-The-Job Training, and Affirmative Action;

2. Comply with the requirement to report all necessary information, including actual payments to DBEs, all other subcontractors and major suppliers, through the Internet based Equal Opportunity Reporting System;

3. Comply with or make a good faith effort to ensure employment opportunity for minorities and females in accordance with the required contract provisions for Federal Aid Construction Contracts, and

4. Comply with or make a good faith effort to meet On-The-Job Training goals.

The County will withhold progress payments until the Contractor has satisfied the above conditions.

9-5.3.3 Withholding Payment for Other Reasons: The County may withhold any payments otherwise due Contractor under this Agreement or any other agreement between the County and the Contractor, to such extent as may be necessary in the County's opinion to protect it from loss as a result of:

1. Third party claims filed or reasonable evidence indicating probable filing of such claims;
2. Failure of the Contractor to make payment properly to Subcontractors or for labor, materials, or equipment;
3. Reasonable doubt that the Work can be completed for the unpaid balance of the Contract amount;
4. Reasonable indication that the Work will not be completed within the Contract Time;
5. Unsatisfactory prosecution of the Work by the Contractor;
6. Failure to provide accurate and current red line documents, as-built drawings, or certified surveys;
7. Any other material breach of the Contract Documents.

If these conditions are not remedied or removed, the County may, after three calendar days' written notice, rectify the same at Contractor's expense. The County also may offset against any sums due Contractor the amount of any liquidated or unliquidated obligations of Contractor to the County.

9-5.4 Release of Retainage After Acceptance: When the Contractor has furnished the County with all submittals required by the Contract, such as invoices, DBE Participation Certification, properly executed and notarized Release and Affidavit, duly executed Surety's consent to final payment, EEO reports, materials certifications, certification of materials procured, etc., (excluding Contractor's letter of acceptance of final amount due and Form 21-A release) and the Director has determined that the measurement and computation of pay quantities is correct, the County may reduce the retainage to two percent of the Contract plus any amount that the County elects to deduct for defective work as provided in 9-5.3.

The County will not allow a semifinal estimate under the provisions of the above paragraphs unless the time elapsing between (1) acceptance of the project and receipt of all test reports, invoices, etc., and (2) submission of the final estimate to the Contractor for acceptance, exceeds or is expected to exceed 30 days.

The County may deduct from payment estimates any sums that the Contractor owes to the County on any account. Where more than one project or job (separate project number) is included in the Contract, the County will distribute the reduced retainage as provided in the first paragraph of this subarticle to each separate project or job in the ratio that the Contract value of the work for the particular job bears to the total Contract amount.

9-5.5 Partial Payments for Delivery of Certain Materials:

9-5.5.1 General: The County will allow partial payments for new materials that will be permanently incorporated into the project and are stockpiled in approved locations in the project vicinity. Stockpile materials so that they will not be damaged by the elements and in a manner that identifies the project on which they are to be used.

The following conditions apply to all payments for stockpiled materials:

1. There must be reasonable assurance that the stockpiled material will be incorporated into the specific project on which partial payment is made.
2. The stockpiled material must be approved as meeting applicable specifications.
3. The total quantity for which partial payment is made shall not exceed the estimated total quantity required to complete the project.
4. The Contractor shall submit to the Director certified invoices to document the value of the materials received. The amount of the partial payment will be determined from invoices for the material up to the unit price in the Contract.
5. Delivery charges for materials delivered to the jobsite will be included in partial payments if properly documented.
6. Partial payments will not be made for materials which were stockpiled prior to award of the Contract for a project.

9-5.5.2 Partial Payment Amounts: The following partial payment restrictions apply:

1. Partial payments less than \$5,000 for any one month will not be processed.
2. Partial payments for structural steel and precast prestressed items will not exceed 85% of the bid price for the item. Partial payments for all other items will not exceed 75% of the bid price of the item in which the material is to be used.
3. Partial payment will not be made for aggregate and base course material received after paving or base construction operations begin except when a construction sequence designated by the County requires suspension of paving and base construction after the initial paving operations, partial payments will be reinstated until the paving and base construction resumes.

9-5.5.3 Off Site Storage: If the conditions of 9-5.5.1 are satisfied, partial payments will be allowed for materials stockpiled in approved in-state locations. Additionally, partial payments for materials stockpiled in approved out-of-state locations will be allowed if the conditions of 9-5.5.1 and the following conditions are met:

1. Furnish the County a Materials Bond stating the supplier guarantees to furnish the material described in the Contract to the Contractor and County. Under this bond, the

Obligor shall be the material supplier and the Obligees shall be the Contractor and the Lee County Board of County Commissioners. The bond shall be in the full dollar amount of the bid price for the materials described in the contract.

2. The following clauses must be added to the construction Contract between the Contractor and the supplier of the stockpiled materials:

“Notwithstanding anything to the contrary, <supplier> will be liable to the Contractor and Lee County, Florida County<supplier> default in the performance of this agreement.”

“Notwithstanding anything to the contrary, this agreement, and the performance bond issued pursuant to this agreement, does not alter, modify, or otherwise change the Contractor’s obligation to furnish the materials described in this agreement to Lee County, Florida County.”

3. The agreement between the Contractor and the supplier of the stockpiled materials must include provisions that the supplier will store the materials and that such materials are the property of the Contractor.

9-5.6 Certification of Payment to Subcontractors: The term “subcontractor,” as used herein, includes persons or firms furnishing materials or equipment incorporated into the work or stockpiled for which the County has made partial payment and firms working under equipment-rental agreements. The Contractor is required to pay all subcontractors for satisfactory performance of their Contracts before the County will make a further progress (partial) payment. The Contractor shall also return all retainage withheld to the subcontractors within 30 days after the subcontractor’s work is satisfactorily complete, as determined by the County. Prior to receipt of any progress (partial) payment, the prime contractor shall certify that all subcontractors having an interest in the Contract were paid for satisfactory performance of their Contracts and that the retainage is returned to subcontractors within 30 days after satisfactory completion of the subcontractor’s work. Submit this certification in the form designated by the County.

Within 30 days of the Contractor’s receipt of the final progress payment or any other payments thereafter, except the final payment, the Contractor shall pay all subcontractors and suppliers having an interest in the Contract for all work completed and materials furnished. The County will honor an exception to the above when the Contractor demonstrates good cause for not making any required payment and submits written notification of any such good cause to both the County and the affected subcontractors or suppliers within said 30 day period.

The Contractor shall indemnify and provide defense for the County when called upon to do so for all claims or suits against the County, by third parties, pertaining to Contractor payment or performance issues arising out of the Contract. It is expressly understood that the monetary limitation on the extent of the indemnification shall be the approved Contract amount, which shall be the original Contract amount as may be increased by subsequent Supplemental Agreements.

9-6 Record of Construction Materials.

9-6.1 General: For all construction materials used in the construction of the project, (except materials exempted by 9-6.2), preserve for the County’s inspection the invoices and records of the materials for a period of three years from the date of completion of the project. Apply this requirement when subcontractors purchase materials, and obtain the invoices and other materials records from the subcontractors. By providing the materials, the Contractor certifies that all invoices will be maintained for the required period.

9-6.2 Non-Commercial Materials: The provisions of 9-6.1 do not apply to materials generally classed as non-commercial, such as fill materials, local sand, sand-clay, or local materials used as stabilizer.

9-7 Disputed Amounts Due the Contractor.

The County reserves the right to withhold from the final estimate any disputed amounts between the Contractor and the County. The County will release all other amounts due, as provided in 9-8.

9-8 Acceptance and Final Payment.

9-8.1 Acceptance and Final Payment Documents: Whenever the Contractor has completely performed the work provided for under the Contract and the Director has performed a final inspection and made final acceptance (as provided in 5-10 and 5-11), and subject to the terms of 8-11, the Director will prepare a final estimate showing the value of the work as soon as the Director makes the necessary measurements and computations. The Director will correct all prior estimates and payments in the final estimate and payment. The County will pay the estimate, less any sums that the County may have deducted or retained under the provisions of the Contract, as soon as practicable after final acceptance of the work, along with all executed supplemental agreements received after final acceptance.

If the Contractor fails to furnish all required Contract Documents as listed in (1) through (9) below within 90 days of the County's offer of final payment or request for refund of overpayment, the County will not issue Acceptance and remaining retainage will continue to be withheld..

1. The Contractor has agreed in writing to accept the balance due or refund the overpayment, as determined by the County, as full settlement of his account under the Contract and of all claims in connection therewith, or the Contractor, has through the use of the Qualified Acceptance Letter, accepted the balance due or refunded the overpayment, as determined by the County, with the stipulation that his acceptance of such payment or the making of such refund does not constitute any bar, admission, or estoppel, or have any effect as to those payments in dispute or the subject of a pending claim between the Contractor and the County. To receive payment based on a Qualified Acceptance Letter, define in writing the dispute or pending claim with full particular of all items of all issues in dispute, including itemized amounts claimed for all particulars of all items, and submit it as part of the Qualified Acceptance Letter. The Contractor further agrees, by submitting a Qualified Acceptance Letter that any pending or future claim or suit is limited to those particulars, including the itemized amounts, defined in the original Qualified Acceptance Letter, and that he will commence with any such arbitration claim or suit within 820 calendar days from and after the time of final acceptance of the work and that his failure to file a formal claim within this period constitutes his full acceptance of the Director's final estimate and payment. The overpayment refund check from the Contractor, if required, will be considered a part of any Acceptance Letter executed.

2. The Contractor has properly maintained the project, as specified hereinbefore.

3. The Contractor has furnished a sworn affidavit to the effect that the Contractor has paid all bills and no suits are pending (other than those exceptions listed, if any) in connection with work performed under the Contract and that the Contractor has not offered or made any gift or gratuity to, or made any financial transaction of any nature with, any employee

of the County in the performance of the Contract. Include with the listed tort liability exceptions, if any, evidence of adequate insurance coverage as required in 7-13.

4. The surety on the Contract bond consents, by completion of their portion of the affidavit and surety release subsequent to the Contractor's completion of his portion, to final payment to the Contractor and agrees that the making of such payment does not relieve the surety of any of its obligations under the bond.

5. The Contractor has complied with and settled all requirements pertaining to any wage-rate provisions.

6. The Contractor has submitted all required mill tests and analysis reports to the Director.

7. The Contractor has furnished the Construction Compliance with Specifications and Plans Certification. Provide the Director with a notarized final certification of compliance with the requirements of Section 105 to accompany the final estimate. Certification must be on a form provided by the Director.

8. The Contractor has submitted and the County has accepted all as-built drawings and certified surveys.

9. The Contractor has furnished all required manufacturers' warranties to the Director.

9-8.2 Reserved

9-9 Reserved

9-10 Offsetting Payments.

1. After settlement or final adjudication of any claim of the County for work done pursuant to a construction contract with any party, the County may offset such amount from payments due for work done on any construction contract, excluding amounts owed to subcontractors, suppliers, and laborers, which it has with the party owing such amount if, upon demand, payment of the amount is not made within 60 days to the County.

2. Offsetting any amount pursuant to (1) above shall not be considered a breach of Contract by the County.

EXHIBIT H
INSURANCE REQUIREMENTS

CERTIFICATES OF INSURANCE

(1) The Contractor shall obtain and maintain such insurance as will protect it from: (1) claims under workers' compensation laws, disability benefit laws, or other similar employee benefit laws; (2) claims for damages because of bodily injury, occupational sickness or disease or death of its employees including claims insured by usual personal injury liability coverage; (3) claims for damages because of bodily injury, sickness or disease, or death of any person other than its employees including claims insured by usual personal injury liability coverage; and (4) from claims for injury to or destruction of tangible property including loss of use resulting there from -- any or all of which claims may arise out of, or result from, the services, Work and operations carried out pursuant to and under the requirements of the Contract Documents, whether such services, Work and operations be by the Contractor, its employees, or by Subcontractor(s), or anyone employed by or under the supervision of any of them, or for whose acts any of them may be legally liable.

(2) This insurance shall be obtained and written for not less than the limits of liability specified hereinafter, or as required by law, whichever is greater.

(3) The Contractor shall require, and shall be responsible for ensuring throughout the time the Agreement is in effect, that any and all of its Subcontractors obtain and maintain until the completion of that Subcontractor's work, such of the insurance coverages described herein as are required by law to be provided on behalf of their employees and others.

(4) The Contractor shall obtain, have and maintain during the entire period of the Agreement insurance policies, which contain the following information and provisions:

- (A) The name and type of policy and coverages provided;
- (B) The amount or limit applicable to each coverage provided;
- (C) The date of expiration of coverage;
- (D) The designation of the County as an additional insured and a certificate holder (This requirement may be excepted for workers' compensation and professional liability Insurance);
- (E) The following clause must appear on the Certificate of Insurance:

Should any material change occur in any of the above described policies or should any of said policies be canceled before the expiration date thereof, the issuing company shall mail at least thirty (30) calendar days' written notice to the County.

(5) If the initial, or any subsequently issued Certificate of Insurance expires prior to the completion of the Work or termination of the Agreement, the Contractor shall

furnish to the County, in triplicate, renewal or replacement Certificate(s) of Insurance not later than thirty (30) calendar days prior to the date of their expiration. Failure of the Contractor to provide the County with such renewal certificate(s) shall be considered justification for the County to terminate the Agreement.

(6) Contractor shall include the County, the County's agents, officers and employees in the Contractor's General Liability and Automobile Liability policies as additional insureds.

(7) If the County has any objection to the coverage afforded by other provisions of the insurance required to be purchased and maintained by Contractor in accordance with the requirements of the Contract Documents on the basis of its not complying with the Contract Documents, the County shall notify Contractor in writing thereof within thirty (30) calendar days of the delivery of such certificates to the County. Contractor shall provide to the County such additional information with respect to its insurance as may be requested.

(8) The Contractor shall obtain and maintain the following insurance coverages as provided hereinbefore, and in the type, amounts and in conformance with the following minimum requirements:



Lee County Insurance Requirements

Minimum Insurance Requirements: *Risk Management in no way represents that the insurance required is sufficient or adequate to protect the vendors' interest or liabilities. The following are the required minimums the vendor must maintain throughout the duration of this contract. The County reserves the right to request additional documentation regarding insurance provided*

- a. **Commercial General Liability** - Coverage shall apply to premises and/or operations, products and completed operations, independent contractors, contractual liability exposures with minimum limits of:

\$1,000,000 per occurrence
\$2,000,000 general aggregate
\$1,000,000 products and completed operations
\$1,000,000 personal and advertising injury

- b. **Business Auto Liability** - The following Automobile Liability will be required and coverage shall apply to all owned, hired and non-owned vehicles use with minimum limits of:

\$1,000,000 combined single limit (CSL); or
\$500,000 bodily injury per person
\$1,000,000 bodily injury per accident
\$500,000 property damage per accident

- c. **Workers' Compensation** - Statutory benefits as defined by FS 440 encompassing all operations contemplated by this contract or agreement to apply to all owners, officers, and employees regardless of the number of employees. Workers Compensation exemptions may be accepted with written proof of the State of Florida's approval of such exemption. Employers' liability will have minimum limits of:

\$500,000 per accident
\$500,000 disease limit
\$500,000 disease – policy limit

**The required minimum limit of liability shown in a. and b. may be provided in the form of "Excess Insurance" or "Commercial Umbrella Policies." In which case, a "Following Form Endorsement" will be required on the "Excess Insurance Policy" or "Commercial Umbrella Policy."*



Verification of Coverage:

1. Coverage shall be in place prior to the commencement of any work and throughout the duration of the contract. A certificate of insurance will be provided to the Risk Manager for review and approval. The certificate shall provide for the following:
 - a. The certificate holder shall read as follows:

Lee County Board of County Commissioners
P.O. Box 398
Fort Myers, Florida 33902
 - b. *"Lee County, a political subdivision and Charter County of the State of Florida, its agents, employees, and public officials"* will be named as an **"Additional Insured"** on the General Liability policy, including Products and Completed Operations coverage.

Special Requirements:

1. An appropriate **"Indemnification"** clause shall be made a provision of the contract.
2. It is the responsibility of the general contractor to insure that all subcontractors comply with all insurance requirements.

EXHIBIT I
RELEASE AND AFFIDAVIT

COUNTY OF _____

STATE OF FLORIDA

Before me, the undersigned authority, personally appeared

_____,
who after being duly sworn, deposes and says:

(1) In accordance with the Contract Documents and in consideration of \$ _____ paid, _____ ("Contractor") releases and waives for itself and its subcontractors, materialmen, successors and assigns, all claims demands, damages, costs and expenses, whether in contract or in tort, against Lee County, Florida (the "County"), its Board of County Commissioners, employees and agents relating in any way to the performance of the Agreement between Contractor and the County, dated _____, _____, for the period from _____ to _____.

(2) Contractor certifies for itself and its subcontractors, materialmen, successors and assigns, that all charges for labor, materials, supplies, lands, licenses and other expenses for which the County might be sued or for which a lien or a demand against any Payment Bond might be filed, have been fully satisfied and paid.

(3) Contractor agrees to indemnify, defend and save harmless the County, its Board of County Commissioners, employees and agents from all demands or suits, actions, claims of liens or other charges filed or asserted against the County arising out of the performance by Contractor of the Work covered by this Release and Affidavit.

(4) This Release and Affidavit is given in connection with Contractor's [monthly/final] application for payment No. _____.

CONTRACTOR:

By: _____ (signature of the executive officer)

Its: _____ (title of the executive officer)

Date: _____

Witnesses

[Corporate Seal]

STATE OF _____

COUNTY OF _____

The foregoing instrument was acknowledged before me by means of ☐ physical presence or ☐ online notarization, this _____ day of _____, _____, by _____, as _____ of _____, a _____ corporation, on behalf of the corporation. He/she is personally known to me or has produced _____ as identification and did (did not) take an oath.

My Commission Expires: _____
(Signature of Notary)

Name: _____
(Legibly Printed)

(AFFIX OFFICIAL SEAL)

Notary Public, State of _____

Commission No.: _____

EXHIBIT J **COUNTY PROJECT MODIFICATION FORM**



County Project Modification (CPM) Form For Modifications to CPA

Modification Number: _____ to CPA Number: _____

Contract Name: _____

Project Name: _____ Contractor's Name: _____

Contract Number:		Total Project Amount:	
Solicitation Number:		Account Number:	
Lee County Project Manager:		Project Number:	
Fiscal Staff:		Request Date:	

Upon the completion and execution of this Modification by both parties, the Contractor is authorized to and shall proceed to make the following changes in scope of work, compensation, and/or time of work set forth under the abovementioned County Project Authorization, and pursuant to the terms of the agreement executed on _____:

Attachments:

(List documents supporting change)

Explanation of Change:

Change in Project Price	Dollar Amount	Change in Project Time	Calendar Days
Original Project Price		Original Days to Substantial Completion from NTP	
Project Price Prior to this Modification		Original Days to Final Completion from NTP	
Net Increase (Decrease) of this Modification		Revised Days to Substantial Completion from NTP	
Project Price with All Approved Modifications		Revised Days to Final Completion from NTP	

Contractor Signature (Print & Sign Name)

Date Accepted

Contact E-mail Address

Contact Phone Number

Lee County Procurement Signature

Lee County Authorized Signature

Date Accepted

Date Accepted


Lee County Board of County Commissioners - Procurement Management
1500 Monroe Street - Fort Myers, FL 33901
PO Box 398 - Fort Myers, FL 33902-0398
Phone: (239) 533-8881


EXHIBIT K
SUPPLEMENTAL SPECIFICATIONS

INDEX

Division I-General Requirements and Covenants	K-2
Division II-Construction Details	K-2
Section 102- Maintenance of Traffic	K-2
Section 430-Pipe Culverts and Storm Sewers	K-3
Division III-Materials	K-3

I hereby certify that these Supplemental Specifications have been properly prepared by me, or under my responsible charge:

Supplemental Specification Section(s):	
Signature:	
Date:	3/4/2022
Engineer of Record:	Robert L. Price
Florida License No.:	65232
Firm Name:	Lee County DOT
Firm Address:	1500 Monroe Street
City, State, Zip Code:	Fort Myers, FL 33901
Cert. of Authorization No:	N/A



DIVISION I-GENERAL REQUIREMENTS AND COVENANTS

Reserved

DIVISION II-CONSTRUCTION DETAILS

Article 102-4: Delete Article 102-4 in its entirety and substitute the following:

The Contractor shall submit a complete Traffic Control Plan (TCP) to the Engineer for review and approval at the preconstruction meeting. Prepare the TCP in conformance with and in the form prescribed in the current version of the FDOT Plans Preparation Manual, FDOT Design Standards – Index 102-600 series and the MUTCD. Indicate in the plan a TCP for each phase of activities. Take responsibility for identifying and assessing any potential impacts to a utility that may be caused by the TCP, and notify the Department in writing of any such potential impacts to utilities. The TCP shall be signed and sealed by a professional engineer duly registered in the State of Florida.

Engineer's approval of the TCP does not relieve the Contractor of sole responsibility for all utility impacts, costs, delays or damages, whether direct or indirect, resulting from Contractor initiated changes in the design or construction activities from those depicted in the original Contract Documents, and which effect a change in utility work different from that shown in the utility plans, joint project agreements, interlocal agreements or utility relocation schedules.

The County reserves the right to reject any Traffic Control Plan. Obtain the Engineer's written approval before beginning work using a TCP. The Engineer's written approval is required for all modifications to the TCP. The Engineer will only allow changes to the TCP without proper documentation on an emergency basis.

Pedestrian and/or bicycle traffic must be safely and continuously maintained through, or around, work zones on highway or streets where pedestrian and bicyclists were permitted at the start of the project. The Contractor shall submit a plan for approval signed and sealed by a professional engineer duly licensed in the State of Florida for the safe passage of pedestrian and bicycle traffic prior to closure of any existing pedestrian facility. Facilities constructed to specifically provide access for pedestrians in or around work zones must be consistent with the current PROWAG. The plan shall detail the rerouting of users, duration of closure and proposed construction methods for any temporary facility. Payment for this work shall be included in price bid for Pay Item 102-1a -Maintenance of Pedestrian and Bicycle Traffic.

All costs for maintenance of traffic including preparation of Traffic Control Plan shall be included in the price bids for Pay Item 102-1 – Maintenance of Traffic, except as expressly provided for in other

pay items in the contract.

Subarticle 102-9.16: Delete Subarticle 102-9.16 in its entirety and substitute the following:

Temporary Traffic Detection Technology – Maintain all existing actuated or traffic responsive mode signal operations for main and side street movements for the duration of the contract and restore any loss of detection within 12 hours. Video detection shall be installed at the beginning of the project before any loss of detection has occurred. The contractor shall furnish, install and operate video detection using technology approved by Lee DOT Traffic Division and as listed in Lee DOT Traffic plans specifications posted on the county website at http://www.lee-county.com/publicworks/pdf/traffic/DOT_Plan_Specifications.pdf.

SECTION 430 – PIPE CULVERTS AND STORM SEWERS (LCDOT 10/27/2017)

Article 430-3: Articles 430-3.1 is modified as follows:

Pipe material for storm sewer or cross drain installations under pavement shall consist of steel reinforced concrete pipe in accordance with Section 449 and shall be a minimum of Class III or HE-III.

Division III – Materials

Reserved

EXHIBIT L
SPECIAL PROVISIONS

1. CONTRACT TIME

Contractor shall perform the contracted work fully, entirely, and in accordance with the Contract Documents within the Contract Time specified herein. If the Contractor fails to complete the work within the time stipulated, liquidated damages will apply in accordance with Standard Specification Article 8-10 Liquidated Damages for Failure to Complete the Work.

Contract Time: Per Project CPA

2. PERMITS

In accordance with Article 7-2 of Division I, permits and licenses procured by the County are listed below and attached hereto.

Applicable Permits: Per Project CPA


3. GEOTECHNICAL INFORMATION


Certain subsurface explorations and/or testing were conducted by the County in the design of this Project. Reports summarizing this work are listed below and attached hereto. The attached information is NOT a part of the Contract Documents and is provided as a supplement for informational purposes only. The County is not responsible for the accuracy, completeness or usefulness thereof. The County makes no warranty, express or implied, for the data, interpretations or opinions contained therein. Any person or party that utilizes the attached information does so purely at its own risk, and the County disclaims any responsibility or liability for any user's reliance upon the information.

Geotechnical info to be determined per project CPA

EXHIBIT M
TECHNICAL SPECIAL PROVISIONS

I hereby certify that these Technical Special Provisions have been properly prepared by me, or under my responsible charge:

Technical Special Provision Section(s):	
Signature:	
Date:	3/18/2022
Engineer of Record:	Robert L. Price
Florida License No.:	65232
Firm Name:	Lee County DOT
Firm Address:	1500 Monroe St
City, State, Zip Code:	Fort Myers, FL 33901
Cert. of Authorization No:	N/A



SECTION 331 - TYPE S ASPHALT CONCRETE, QUALITY ASSURANCE AND ACCEPTANCE PROCEDURES (LCDOT REV 12/06/2017)

Section 331: The following Section shall be added in its entirety:

331-1 Description.

331-1.1 General: Construct a Type S Asphalt Concrete course (using the Quality Assurance acceptance system) using the type of mixture specified in the Contract, or when offered as alternates, as selected. If offered as alternates, meet the layer thickness criteria specified in 331-1.2. Type S mixes are identified as Type S-I, Type S-II, or Type S-III. The composition and physical test properties for all mixes including Type S Asphalt Concrete are shown in Tables 331-1 and 331-2. This Section establishes Acceptance Procedures for materials and work performed under Sections 290, 320, 330, 331, 334, and 337 of the July 2017 edition of the FDOT Standard Specifications for Road and Bridge Construction.

Where Type S Asphalt Concrete is specified in the Contract, if approved by the Engineer, the equivalent fine Type SP Asphalt Concrete mixture (Traffic Level C) meeting the requirements of Section 334 may be selected as an alternate at no additional cost to the Department. The equivalent mixes are as follows:

Type S-I.....Type SP-12.5
Type S-IIType SP-19.0
Type S-IIIType SP-9.5

Meet the requirements for the plant and equipment specified in Section 320. Meet the general construction requirements specified in Section 330.

Table 331-1 Bituminous Concrete Mixtures (Gradation Design Range)								
Type	Total Aggregate Passing Sieves ¹							
	3/4 inch	1/2 inch	3/8 inch	No. 4	No. 10	No. 40	No. 80	No. 200
S-I ⁵	100	88-98	75-93	47-75	31-53	19-35	7-21	2-6
S-II ²	83-98	71-87	62-78	47-63	33-49	19-35	9-18	2-6
S-III ⁵		100	88-98	60-90	40-70	20-45	10-30	2-6
FC-3 ⁵		100	88-98	60-90	40-70	20-45	10-30	2-6
¹ In inches or sieves.								
² 100% passing 1/4 inch sieve and 94 to 100% passing 1 inch sieve.								

³ 100% passing 1 1/2 inch sieve.

⁴ The Engineer may increase the design range for the No. 10 sieve for lightweight aggregates.

⁵ The Engineer may retain up to 1% on the maximum sieve size.

Table 331-2 Marshall Design Properties for Bituminous Concrete Mixes						
Mix Type	Minimum Marshall Stability (lbs.)	Flow** (0.01 in.)	Minimum VMA (%)	Air Voids (%)	Minimum Effective Asphalt Content (%)	VFA Voids Filled with Asphalt (%)
S-I	1,500*	8-13	14.5	4-5	***	65-75
S-II	1,500*	8-13	13.5	4-5	***	65-75
S-III	1,500*	8-13	15.5	4-6	***	65-75
FC-3	1,500	8-13	15.5	4-6	***	65-75
*The minimum Marshall Stability for Type S mixes used on limited access facilities (Interstate, Turnpike, and Expressways) shall be 1,800 lbs. **The maximum Flow value during production shall not exceed one point more than shown in the Table. ***The ratio of the percentage by weight of total aggregate passing the No. 200 sieve to the effective asphalt content expressed as a percentage by weight of total mix shall be in the range of 0.6 to 1.2.						

The Engineer will accept the work on a LOT to LOT basis in accordance with the applicable requirements of Sections 5 and 6. The size of the LOT will be as specified in 331-6 for the bituminous mixture produced at the plant and as stipulated in 331-7 for the material placed on the roadway.

331-1.2 Layer Thicknesses:

331-1.2.1 Structural Layers: The allowable layer thicknesses for Type S Asphalt Concrete mixtures used in structural and overbuild applications is as follows:

Type S-III.....3/4 to 1-1/4 inches

Type S-I.....1-1/4 to 2-1/2 inches

Type S-II.....2 to 2-3/4 inches

In addition to the minimum and maximum thickness requirements, the following restrictions are placed on Type S mixtures when used as a structural course:

Type S-III- Limited to the final (top) structural layer, one layer only.

Type S-I- May not be used in the first layer of courses over 3-1/2 inches thick, nor in the first layer of courses over 2-3/4 inches thick on limited access facilities.

Type S-II – May not be used in the final (top) structural layer.

331-1.2.2 Additional Requirements: The following requirements also apply to Type S Asphaltic Concrete mixtures:

1. A minimum 1-1/2 inch initial lift is required over an Asphalt Rubber Membrane Interlayer (ARMI).
2. When construction includes the paving of adjacent shoulders (≤ 5 feet wide), the layer thickness for the upper pavement layer and shoulder shall be the same and paved in a single pass, unless shown differently in the plans.
3. All overbuild layers shall be Type S asphalt concrete. Use the minimum and maximum layer thicknesses as specified in 331-1.2.1 unless shown differently in the plans.
4. On variable thickness overbuild layers, the minimum allowable thickness may be reduced by 1/2 inch, and the maximum allowable thickness may be increased 1/2 inch, unless shown differently in the plans. Other variations from these thicknesses shall be approved by the Engineer.

331-2 Materials

331-2.1 General Requirements: Meet the material requirements specified in Division III. Specific references are as follows:

Superpave PG Asphalt Binder or Recycling Agent.....916-1, 916-2

Mineral Filler.....917-1, 917-2

Coarse Aggregate, Stone, Slag or Crushed Gravel.....Section 901

Fine Aggregate.....Section 902

Asphalt concrete mixes containing crushed gravel as coarse aggregate component must show no potential for stripping during laboratory testing for mix design verification.

Crushed Reclaimed Portland Cement Concrete Pavement may be used as a coarse aggregate or screenings component subject to meeting all applicable specifications.

331-2.2 Specific Requirements:

331-2.2.1 Condition of Aggregate: Use clean aggregate containing no deleterious substances. Do not use coarse or fine aggregate which contains more than 0.5% of phosphate.

331-2.2.2 Fine Aggregate and Mineral Filler: In laboratory tests, and for the purpose of proportioning the paving mixture, consider all material passing the No. 10 sieve and retained on the No. 200 sieve as fine aggregate, and the material passing the No. 200 sieve as mineral filler.

331-2.2.3 Screenings: Do not use any screenings in the combination of aggregates containing more than 15% of material passing the No. 200 sieve. When two screenings are blended to produce, the screening component of the aggregate one of such screenings may contain up to 18% of material passing the No. 200 sieve, as long as the combination of the two does not contain over 15% material passing the No. 200 sieve. Screenings may be washed to meet these requirements.

331-2.2.4 Use of Reclaimed Asphalt Pavement (RAP): Subject to certain requirements, Reclaimed Asphalt Pavement (RAP) may be used as a component material of the asphalt mixture. RAP may be used as a component material of the bituminous mixture subject to the following:

1. Assume responsibility for the design of asphalt mixes which incorporate RAP as a component part.
2. Do not allow RAP to exceed 60% by weight of total aggregates for Asphalt Base Courses nor more than 50% by weight of total aggregates for Structural and Leveling Courses. Do not use RAP in Friction Courses.
3. Mount a grizzly or grid with openings of a sufficient size to prevent clogging of the cold feed over the RAP cold bin. Use a grizzly or grid over the RAP cold bin, in-line roller crusher, screen, or other suitable means to prevent oversized RAP material from showing up in the completed recycled mixture. If oversized RAP material appears in the completed recycled mix, cease plant operations and take appropriate corrective action.
4. Ensure that the RAP material as stockpiled is reasonably uniform in characteristics and contains no aggregate particles which are soft or conglomerates of fines.
5. Ensure that the RAP has a minimum average asphalt content of 4% by weight of total mix.

The Department reserves the right to sample the stockpile in order that this requirement is met. When material milled from the project is used as a component of the asphalt mixture and a Composition of Existing Pavement is known, use the following procedures for obtaining representative samples for the mix design:

1. Cut ten 6 inch cores in area(s) approved by the Engineer. Fill the core holes immediately prior to opening to traffic.
2. Representative samples may also be obtained by milling the existing pavement to the full depth shown on the plans for pavement removal for a length of approximately 200 feet. Immediately replace the pavement removed with the specified mix in the Contract.
3. Submit a request in writing to the Engineer for any variance from the above outlined methods of obtaining samples for mix designs.

When the RAP to be used as a component in a mix design is stockpiled from a previous DOT project and the Composition of Existing Pavement is known, design the mix and submit to the Department for verification.

When the composition of stockpiled RAP to be used as a component in a mix design is not known, design the mix as follows:

1. Submit a bag of RAP, composed of samples from several locations in the stockpile(s), to the Department at least four weeks prior to the planned start of mix design. The Engineer will run viscosities on the reclaimed asphalt pavement and furnish the information to the Contractor.
2. Run a minimum of six extraction gradation analyses of the RAP. Take the samples at random locations around the stockpile(s).
3. Request the Engineer to make a visual inspection of the stockpile(s) of RAP. Based on visual inspection, the Engineer will determine the suitability of the stockpiled materials.
4. When the proposed mix design is submitted to the Department for verification, submit the data from the extraction gradation analyses required above.

331-2.2.5 Binder for Mixes with RAP: Use a PG 67-22 where RAP is less than 20% by weight of total aggregate; use a PG 64-22 where RAP is 20% or greater but less than 30% by weight of total aggregate; use appropriate recycle agent where RAP is 30% or greater.

The Engineer reserves the right to change binder type and grade at design based on the characteristics of the RAP binder, and reserves the right to request reasonable changes during the production based on the requirements of 331-4.4.4.

331-2.2.6 Use of Recycled Crushed Glass: Recycled crushed glass maybe used as a component of the bituminous mixture subject to the following:

1. Consider the recycled crushed glass a local material and meet all requirements specified in 902-6.
2. The percentage of recycled crushed glass in any bituminous mixture does not exceed 15% of the total aggregate weight.
3. The asphalt binder used with mixtures containing recycled crushed glass contains 0.5% anti-stripping agent from an approved source. The addition of the specified amount of anti-stripping agent must be certified by the supplier.
4. Test bituminous mixtures containing recycled crushed glass in accordance with AASHTO T-283 as part of the mix design approval. The minimum tensile strength ratio must not be less than 80%. An increase in the amount of anti-stripping agent maybe necessary in order to meet this requirement.
5. Recycled crushed glass must not be used in friction course mixtures nor in structural course mixtures which are to be used as the final wearing course.

331-3 Permissible Variation for the Coarse Aggregate.

Size and uniformly grade or combine the aggregate or aggregates shipped to the job in such proportions that the resulting mixture meets the grading requirements of the mix design.

331-4 General Composition of Mixture.

331-4.1 General: Use a bituminous mixture composed of a combination of aggregate (coarse, fine or mixtures thereof), mineral filler, if required, and bituminous material. Ensure that not more than 20% by weight of the total aggregate used is silica sand or local materials as defined in Section 902. Consider the silica sand and local materials contained in any RAP material, if used in the mix, in this limitation. Size, grade and combine the several aggregate fractions in such proportions that the resulting mixture meets the grading and physical properties of the verified mix design.

RAP meeting the requirements of 331-2.2.4 may be approved as a substitution for a portion of the combination of aggregates, subject to all applicable specification requirements being met.

331-4.2 Grading Requirements: In all cases, use a mix design within the design ranges specified in Table 331-1.

331-4.3 Mix Design:

331-4.3.1 General: Prior to the production of any asphalt paving mixture, submit a mix design and representative samples of all component materials to the Department at least two weeks before the scheduled start of production. The Engineer will verify the mix design before use. Send a copy of the proposed mix design to the Engineer at the same time. (Open-graded mixes will be designed by the Engineer). Furnish the following information:

1. The specific project on which the mixture will be used.
2. The source and description of the materials to be used.
3. The gradation and approximate proportions of the raw materials as intended to be combined in the paving mixture. The gradation of the component materials shall be representative of the material at the time of use.
4. A single percentage of the combined mineral aggregate passing each specified sieve. Degradation of the aggregate due to processing (particularly No. 200) should be accounted for and identified for the applicable sieves.
5. A single percentage of asphalt by weight of total mix intended to be incorporated in the completed mixture, shown to the nearest 0.1%. For structural mixes (S-1, S-11 and S-111) establish the optimum asphalt content at a level corresponding to minimum of 4.5% air voids. For FC-3 mixes, establish optimum asphalt content at a level corresponding to a minimum of 5.0% air voids.
6. A single temperature at which the mixture is intended to be discharged from the plant.
7. The laboratory density of the asphalt mixture for all mixes except Open-Graded Friction Courses.
8. Evidence that the completed mixture will meet all specified physical requirements.
9. The name of the individual responsible for the Quality Control of the mixture during production

331-4.3.2 Revision of Mix Design: Submit all requests for revisions to approved mix designs, along with supporting documentation, in writing to the Engineer. In order to expedite the revision process, a verbal revision request or discussion of the possibility of a revision request maybe made, but must be followed up with a written request. The verified mix design will remain in effect until a change is authorized by the Engineer. In no case will the effective date of the revision be established earlier than the date of the first communication with the Engineer regarding the revision. Provide a new mix design for any change in source of aggregate.

331-4.3.3 Resistance to Plastic Flow: Include with the submitted mix design test data showing that the material as produced will meet the requirements specified in Table 331-2 when tested in accordance with FM 1-T 245. Further, determine the bulk specific gravity of the laboratory compacted bituminous mixture in accordance with FM 1-T 166.

Determine the percent of unfilled voids and the percent of aggregate voids filled with asphalt using the maximum specific gravity of the bituminous mixture and on the

asphalt content of each group of specimens prepared from the same sample. Determine maximum specific gravity of the bituminous mixture by FM 1-T 209.

331-4.3.4 Revocation of Mix Design: The Engineer will consider any marked variations from original test data for a mix design or any evidence of inadequate field performance of a mix design as sufficient evidence that the properties of the mix design have changed, and the Engineer will no longer allow the use of the mix design.

331-4.4 Contractor's Quality Control:

331-4.4.1 Personnel: In accordance with the requirements of 331-8 provide the necessary quality control personnel. Ensure that the Quality Control Technician is certified by the CTQP process and possesses a valid certificate of qualification. When it becomes evident to the Department that the Quality Control Technician cannot perform as required by the position, the Department will revoke the certification and require replacement with a certified technician.

331-4.4.2 Extraction Gradation Analysis: Sample the bituminous mixture at the plant in accordance with FM 1-T 168. Determine the percent bitumen content of the mixture in accordance with FM 5-563, and determine the percent passing the standard sieves in accordance with FM 1-T 030. In the event the calibration factor for the mix exceeds 0.50%, conduct the extraction and gradation analysis in accordance with FM 5-544 and FM 5-545, respectively. Show all test results to the nearest 0.01. Carry all calculations to the nearest 0.001 and rounded to the nearest 0.01, in accordance with the Department's rules of rounding.

Run a minimum of one extraction gradation analysis of the mixture for each day's or part of a day's production and immediately following any change in the production process. Take the quality control sample of mixture for the extraction gradation analysis each day as soon as the plant operations have stabilized. Obtain the results in a timely manner (no later than the end of the day) so that adjustments can be made if necessary.

On initial use of a Type S or FC-3 mix design at a particular plant, as a minimum, run an additional extraction gradation analysis if more than 500 tons of mixture are produced on the first day of production. Extraction gradation analysis will not be required on the days when mix production is less than 100 tons. However, when mix production is less than 100 tons per day on successive days, run the test when the accumulative tonnage on such days exceeds 100 tons. Use the target gradation and asphalt content as shown on the mix design. Any changes in target will require a change in the mix design in accordance with 331-4.3.2.

If the percentage of bitumen deviates from the optimum asphalt content by more than 0.55% or the percentage passing any sieve falls outside the limits shown in Table 331-3, make the necessary correction. If the results for two consecutive tests deviate from the optimum asphalt content by more than 0.55% or exceeds the limits as shown in Table 331-3 for any sieve, stop the plant operations until the problem has been corrected. In addition, if the results of two consecutive tests show an amount greater than 99.0% passing the 1/2 inch sieve for Type S-1, an amount greater than 99.0% passing the 3/4 inch sieve for Type S-II, or an amount greater than 99.0% passing the 3/8 inch sieve for FC-3, stop the plant operation until the problem has been corrected.

Maintain control charts showing the results of the extraction gradation analysis (bitumen content and sieve analysis).

Table 331-3 Tolerances for Quality Control Tests (Extraction Gradation Analysis)	
Sieve Size	Percent Passing
1 inch	7
3/4 inch	7
1/2 inch	7
3/8 inch	7
No. 4	7
No. 10	5.5
No. 40	4.5
No. 80	3
No. 200	2

331-4.4.3 Plant Calibration: At or before the start of mix production, perform a wash gradation on a set of hot bin samples for batch or continuous mix plants or belt cut for drum mix plants to verify calibration of the plant. When approved by the Engineer, extraction gradation analysis of the mix may be used to verify calibration of the plant. This extraction gradation analysis may also be used to fulfill the quality control requirements for the first day's production.

331-4.4.4 Viscosity of Asphalt in Mixes Containing RAP: When RAP is a component material, the viscosity of the asphalt material in the bituminous mixture, determined by the Engineer in accordance with ASTM D 2171, shall be $6,000 \pm 2000$ poises. This determination will be made on samples obtained by the Department on a random basis at a frequency of approximately one per 2,000 tons of mix.

If the viscosity determined by the Contractor is out of the specified range, adjust the binder formulation or blend of RAP in the mix to bring the viscosity within tolerance.

331-5.1 Acceptance of the Mixture:

The Department will approve all materials for acceptance through the Department's Acceptance Procedures specified herein. The Engineer is responsible for determining the acceptability of the construction and materials incorporated therein. The Contractor is responsible for the quality of construction and materials incorporated therein. The Contractor shall maintain effective quality control until final project acceptance. Accomplish all quality control sampling and testing on a random basis in accordance with the approved Quality Control Plan. The Department will perform all necessary sampling and testing for acceptance purposes on a random basis as specified herein, in addition to monitoring and observing the Contractor's quality control test procedures and results.

A LOT is defined as an isolated quantity of a specified material produced from a single source or operation, or it is a measured amount of specified construction produced by the same process. In order to change the process, thereby necessitating the termination of the current LOT and starting a new LOT, submit a written request, with justification, to the Engineer for approval. Obtain the Engineer's approval prior to making the process change.

Perform all quality control sampling and testing of materials in strict conformance with the Florida Method of Sampling and Testing as found in the Field Sampling and Testing Manual. The Department will perform all acceptance sampling and testing of materials in strict conformance with the Florida Method of Sampling and Testing as found in the Field Sampling and Testing Manual. This manual, developed and distributed by the FDOT Materials Office, contains the detailed sampling and testing procedures from AASHTO and ASTM as modified by the Department.

331-5.1.1 Payment Based on Acceptance Results: The Department will adjust the payment for each LOT of material, product, item of construction or completed construction based on acceptance test results in accordance with the requirements specified hereinafter in the applicable Sections.

331-5.1.2 Resampling of LOTs: The Department requires that LOTs of materials, products, items of construction or completed construction meet the requirements of these Specifications at the time of submission. The Department will not take check samples for acceptance purposes.

331-5.3 Defective Materials:

331-5.3.1 Acceptance or Rejection: Following the application of the appropriate acceptance plan, the Engineer will make the final decision as to the acceptance, rejection or acceptance at an adjusted payment of the LOTs.

331-5.3.2 Disposition of LOTs: For nonconforming LOTs of materials, products, items of construction or complete construction that are not adaptable to correction by reworking, either remove and replace the nonconforming work, or accept no payment or an adjusted payment as stated in these Specifications, or, if not stated, as directed by the Engineer.

331-5.4 General Basis of Adjusted Payment for Deficiencies: When the Engineer determines that a deficiency exists, the Engineer will apply the applicable payment factor as shown in these Specifications to the entire LOT. When the Engineer determines that multiple deficiencies exist, the Engineer will apply an adjustment to the LOT of material that is identified by each deficiency. The Engineer will apply the adjustment for each deficiency separately as it occurs. The Engineer will not allow an adjustment to be affected by any other adjustment occurring for the same LOT. As an exception to the foregoing requirements, when there are two or more deficiencies in the gradation acceptance tests (% pass No. 4 sieve, % pass No. 10 sieve, % pass No. 40 sieve, % pass No. 200 sieve) the Engineer will only apply the greater adjustment. The Engineer will express all reductions in payment in terms of equivalent pay items at no pay. When the item is measured by the ton, the Engineer will convert the LOT in the field, which is measured in feet, to equivalent tons and by using the average calculated spread for that LOT. When the pay item is measured by the square yard, the Engineer will convert the LOT at the production point, which is measured in tons, to equivalent square yards at the design thickness and by using the laboratory density as a conversion factor.

331-6 Acceptance of the Mixture at the Plant:

331-6.1 General: The Engineer will accept the bituminous mixture at the plant, with respect to gradation and asphalt content, on a LOT to LOT basis. The material will be tested for acceptance in accordance with the provisions of 331-5 and the following requirements. However, the Engineer will reject any load or loads of mixture which are unacceptable for

reason of being excessively segregated, aggregates improperly coated, or of excessively high or low temperature for use in the work.

For initial use of a Type S or FC-3 mix design with a Florida limestone source north of the 28th parallel at a particular plant, limit the first day's production to a maximum of 300 tons. Resume production upon notification of acceptable Marshall properties.

Each LOT will be defined (as selected by the Contractor prior to the start of the LOT) as either (1) 2,000 tons, with each LOT subdivided into four equal sublots of 500 tons each, or (2) 4,000 tons, with each LOT subdivided into four equal sublots of 1,000 tons each. As an exception to this, the initial LOT of all new mix designs shall be defined as 2,000 tons, subdivided into four equal sublots of 500 tons each. Before the beginning of a LOT, the Engineer will develop a random sampling plan for each sublot and direct the Contractor on sample points based on tonnage, for each sublot during construction.

A partial LOT may occur due to the following:

- (1) The completion of a given mix type or mix design on a project.
- (2) An approved LOT termination by the Engineer due to a change in process, extended delay in production, or change in mix design.
- (3) LOTS will be closed 30 calendar days after the start of the LOT. Time periods other than 30 calendar days may be used if agreed to by both the Engineer and the Contractor, but under no circumstances shall the LOT be left open longer than 60 days. On multiple project contacts, the LOT(s) of the asphalt plant will carry over from project to project.

331-6.2 Acceptance Procedures: Control all operations in the handling, preparation, and mixing of the asphalt mix so that the percent bitumen and the percent passing the No. 4, No. 10, No. 40 and No. 200 sieves will meet the approved job mix formula within the tolerance shown in Table 331-6.

Table 331-4 Tolerances for Acceptance Tests	
Characteristic	Tolerance*
Asphalt Content (Extraction)	±0.55%
Passing No. 4 sieve	±7.00%
Passing No. 10 sieve	±5.50%
Passing No. 40 sieve**	±4.50%
Passing No. 200 sieve	±2.00%
*Tolerances for sample size of n=1. See Table 331-7 for other sample sizes n=2 through n=6.	
**Applies only to FC-3.	

Acceptance of the mixture will be on the basis of test results on consecutive random samples from each sublot. One random sample will be taken from each sublot. The bituminous mixture will be sampled and tested at the plant as specified in 331-4.4.2. Complete

all QC testing within one working day from the time the samples were obtained.

Calculations for the acceptance test results for bitumen content and gradation (percentages passing No. 4, No. 10, No. 40 and No. 200 sieves) will be shown to the nearest 0.01. Calculations for arithmetic averages will be carried to the nearest 0.001 and rounded to the nearest 0.01 in accordance with the Department's rules of rounding.

334-6.2.1 Verification Testing: In order to determine the validity of the Contractor's QC test results prior to their use in the Acceptance decision, the Engineer will run verification tests.

334-6.2.2 Plant Testing: At the completion of each LOT, the Engineer may test a minimum of one Verification split sample randomly selected from the LOT. Results of the testing and analysis for the LOT will be made available to the Contractor within one working day from the time the LOT is completed. Verification samples shall be reheated at the target roadway compaction temperature for 1-1/2 hours, plus or minus 5 minutes, reduced to the appropriate testing size, and conditioned and tested. In lieu of the 1-1/2 hours reheating procedure, the mixture may be reheated to within plus or minus 20°F of the roadway compaction temperature using a microwave oven. Stir the mixture as necessary during the reheating process to maintain temperature uniformity. Subsequently, condition and test the mixture.

If all of the specified mix characteristics compare favorably, then the LOT will be accepted, with payment based on the Contractor's QC test data for the LOT. If any of the results do not compare favorably, then the Resolution samples from the LOT will be sent to an Independent laboratory for testing.

331-6.2.3 Plant Samples: In the event of an unfavorable comparison between the Contractor's QC test results and the Engineer's Verification test results on any of the properties, the Independent laboratory will test all of the split samples from the LOT for only the property (or properties) in question. Resolution samples shall be reheated at the target roadway compaction temperature for 1-1/2 hours, plus or minus 5 minutes, reduced to the appropriate testing size, and conditioned and tested. In lieu of the 1-1/2 hours reheating procedure, the mixture may be reheated to within plus or minus 20°F of the roadway compaction temperature using a microwave oven. Stir the mixture as necessary during the reheating process to maintain temperature uniformity. Subsequently, condition and test the mixture.

331-6.2.4 Independent Resolution Determination: The Resolution test results (for the property or properties in question) will be compared with the QC test results based on the between-laboratory precision. If the Resolution test results compare favorably with all of the QC results, then acceptance and payment for the LOT will be based on the QC results. If the Resolution test results do not compare favorably with all of the QC results, then acceptance and payment for the LOT will be based on the Resolution test data for the LOT. No additional time will be granted for the impacts of any such testing. In the event of an unfavorable comparison between the Resolution test results and QC test results, make the necessary adjustments to assure that future comparisons are favorable.

331-6.2.5 Basis of Payment: Price and payment will be full compensation for all the work specified under this Section (including the applicable requirements of Sections 320 and 330) for materials accepted in accordance with 331-4, 331-6, and 331-7.

331-6.3 Automatic Batch Plant Asphalt Cement Content: Acceptance

REV. 01/01/2022

determinations for asphalt content for mixtures produced by automatic batch plants will be determined per 334-5.1.1. Acceptance determinations for gradations (No. 4, No. 10, No. 40 and No. 200 sieves) will be based on the actual test results from extraction gradation analyses. Payment will be made based on the provisions of Table 331-5.

331-6.4 Additional Tests: The Engineer reserves the right to run any test at any time for informational purposes and for determining the effectiveness of the Contractor's quality control.

331-6.4.1 Determination of Marshall and Volumetric Properties: The Contractor will determine the Marshall and Volumetric Properties of the mix at a minimum frequency of one set per LOT, to determine whether or not the produced mix is meeting the specification requirements. The Department may sample and prepare test specimens and test the mix in accordance with FM 5-511 for Marshall stability and flow, FM 1-T 209 for maximum specific gravity, and FM 1-T 166 for density. Volumetric properties will be determined for Type S and FC-3 mixes only.

331-6.4.2 Failing Marshall Properties: When the average value of the specimens fails to meet specification requirements for stability or flow, the Engineer may stop the plant operations until all specification requirements can be met or until another verified mix design has been approved. Make revisions to a mix design in accordance with 331-4.3.2. If the Lab Density of the mix during production differs from the value shown on the verified mix design by more than 2 lbs/ft³ for two consecutive tests, the Engineer will revise the target value.

331-6.4.3 Failing Volumetric Properties (Type S and FC-3 mixes only): When the Engineer determines the air void content to be less than 3.0%, or greater than 6.5%, make appropriate adjustments to the mix. When the air void content is determined to be less than 2.5% or greater than 7.0% on any one test, or less than 3.0% on two consecutive tests, cease operations until the problem has been resolved.

331-6.4.4 Resuming Production: In the event that plant operations are stopped due to a failure to meet specification requirements, obtain the Engineer's approval before resuming production of the mix. Limit production to a maximum of 300 tons. At this time, the Marshall and volumetric properties of the mix will be verified. After the Marshall and volumetric properties are verified, full scale production of the mix may be resumed.

331-6.5.5 Disposition of In-Place Material: Any material in-place that is represented by the failing test results (low stability, high flow, or less than 2.5% air voids) will be evaluated by the Engineer to determine if removal and replacement is necessary. Remove and replace any in-place material, if required at no cost to the Department.

331-7 Acceptance of the Mixture at the Roadway

331-7.1 Density Control Nuclear Method: Determine the in-place density of each course of asphalt mix construction using the Nuclear Density Backscatter Method as specified by FM 1-T 238 (Method B). For a completed course, obtain an average in-place LOT density of at least 98% of the valid control strip density. Do not perform density testing on patching courses, leveling and intermediate courses less than 1 inch thick (or a specified spread rate less than 100 lb/ yd²), overbuild courses where the minimum thickness is less than 1 inch, projects less than 1,000 feet, sections with variable width, or open-graded friction courses. Compact these courses, with the exception of open-graded friction courses in accordance with 330-7.

331-7.2 Control Strips: In order to determine the density of compacted asphalt mixtures

for the purpose of acceptance, first establish a control strip. Construct one or more control strips for the purpose of determining the control strip density. Construct a control strip at the beginning of asphalt construction and one thereafter for each successive course. Construct a new control strip for any change in the composition of the mix design, underlying pavement structure, compaction equipment, or procedures. The Engineer may require an additional control strip when the Engineer deems it necessary to establish a new control strip density or confirm the validity of the control strip density being used at that time. The Contractor may also request a confirmation of the control strip density. Construct the control strip as a part of a normal day's run.

Construct control strip 300 feet in length and of an adequately uniform width to maintain a consistent compactive effort throughout the section. When constructing the control strip, start it between 300 and 1,000 feet from the beginning of the paving operation. Construct a control strip of a thickness that is the same as that specified for the course of which it is part. Construct the control strip using the same mix, the same paving and rolling equipment, and the same procedures as those used in laying the asphalt course of which the control strip is to become a part. Leave every control strip in place to become a portion of the completed roadway.

In order to determine the acceptability of the control strip, make ten nuclear density determinations at random locations within the control strip after completing the compaction of the control strip. Do not make any determinations within 12 inches of any unsupported edge. Use the average of these ten determinations for the Control Strip Density. For purposes of determining the percent of laboratory density, as required in Table 331-6, the Engineer will develop a correction factor a four nuclear density locations from 6 inches diameter cores or by direct transmission nuclear determination where applicable. Cut the cores prior to opening the roadway to traffic. The Engineer will calculate the percent of lab density to the nearest 0.01% and round it to the nearest 0.1%. Should the percent of lab density in a control strip exceeds 99.0%, notify the Engineer immediately.

In the event that a control strip does not meet the minimum density requirements specified in Table 331-6, take appropriate corrective actions and construct a new control strip. If three consecutive control strips fail to meet specification requirements, the Engineer will limit production and placement of the mix to 800 to 1,000 feet, regardless of the thickness and width the Contractor is placing, until the Contractor obtains a passing control strip. Once the Contractor has obtained a passing control strip after a failing control strip (for the same mix layer, and project), the Department will use the passing control strip to accept all previously laid mix. In the event the Contractor does not obtain a passing control strip, and this particular mix, layer, etc., is completed on the project, the Engineer will evaluate density in accordance with FM 5-543.

Table 331-6			
Roadway Requirements for Bituminous Concrete Mixes			
Mix Type	Density	Minimum Control Strip Density* (% of Lab Density)	Surface Tolerance
S-I, S-II, S-III,	per 331-7	96	per 331-7.3
FC-3	per 331-7	96	per 331-7.3
* The minimum control strip density requirement for shoulders is 95% of lab density.			

331-7.3 Surface Requirements: Construct a smooth pavement with good surface texture and the proper cross-slope meeting the requirements per Table 331-7.

331-7.4 Texture of the Finished Surface of Paving Layers: Produce a finished surface of uniform texture and compaction with no pulled, torn, raveled, crushed or loosened portions and free of segregation, bleeding, flushing, sand streaks, sand spots, or ripples.

331-7.5 Cross Slope: Construct a pavement surface with cross slopes in compliance with the requirements of the Contract Documents. Furnish a four-foot-long electronic level accurate to 1.1 degree, approved by the Engineer for the control of cross slope. Make this electronic level available at the jobsite at all times during paving operations.

331-7.5.1 QC Calibration and Comparison: Calibrate the electronic levels a minimum of once per day before paving operations begin, in accordance with manufacturer's instructions. Compare the QC level with the Verification level before paving operations begin, and at any time as directed. If the comparison between QC and Verification levels is within plus or minus 0.2%, QC level is considered to compare favorably and can be used for measurement and acceptance of cross-slopes. If the levels do not compare favorably, perform a second comparison using another calibrated electronic level (Department or Contractor) for resolution. If the resolution level compares favorably with the QC level, the QC level is considered to be verified. If the resolution level does not compare favorably with the QC level, discontinue the use of the QC electronic level and obtain another approved electronic level that meets the requirements of this specification. The Contractor assumes all risk associated with placing the pavement at the correct cross slope.

331-7.5.2 Cross Slope Measurement: Measure the cross slope of the compacted pavement surface by placing the level at the center of the lane and perpendicular to the roadway centerline. Record all measurements to the nearest 0.1% on an approved form and submit the data to the Engineer.

331-7.5.2.1 Cross Slope Measurement Frequency:

1. Tangent Sections: Measure the cross-slope at a minimum frequency of one measurement every 100 feet per lane. When the average absolute deviation is consistently within the acceptance tolerance in Table 331-7, upon the approval of the Engineer, the cross-slope measurements may be reduced to one measurement every 200 feet.
2. Super elevated Sections: Measure the cross slope every 100 feet per lane within the length of the full super elevation. For curves where the length of full super elevation is less than 250 feet, measure the cross slope at the beginning point, midpoint, and ending point of the fully super elevated section. For transition sections, measure the cross slope at control points identified in the Plans, or if not shown in the Plans, at a control point at the location of 0.0% cross slope.

331-7.5.2.2 Cross Slope Deviations and Corrections: Calculate the absolute deviation of each cross-slope measurement and the average of the absolute deviations of ten consecutive cross slope measurements. The absolute deviation is the positive value of a deviation. In super elevated sections, when the number of measurements is less than ten, average the absolute deviation of all measurements.

If the average absolute deviation of any cross-slope measurement falls outside the acceptance tolerance shown in Table 331-7, stop the paving operation and

make adjustments until the problem is resolved to the satisfaction of the Engineer.

Address in accordance with 337-7.5, all individual cross slope deviations outside the acceptance tolerances shown in Table 331-7. Complete all corrections before placement of the final pavement surface layer. For pavement with multiple layers, the deficient areas for the structural course may be left in place, if approved by the Engineer. For friction course layers, make corrections in accordance with 331-7.5.

Table 331-7		
Cross Slope Acceptance Tolerance		
Roadway Feature	Individual Absolute Deviation	Average Absolute Deviation
Tangent section (including turn lanes)	0.4%	0.2%
Super elevated curve	0.4%	0.2%
Shoulder	0.5%	0.5%

The limits of deficient areas requiring correction may be verified and adjusted with more accurate measurement methods, including survey instruments, upon approval of the Engineer and at no cost to the Department.

Should the Contractor wish to have any required corrections waived, submit a request to the Engineer for approval. The Engineer may waive the corrections at no reduction in payment if the deficiencies are sufficiently separated so as not to affect the pavement's overall traffic safety, surface drainage, ride quality, or surface texture.

For intersections, tapers, crossovers, transitions at the beginning and end of the project, bridge approaches and similar areas, adjust the cross slope to match the actual site conditions or as directed by the Engineer.

In the event the distance between two edges of deficient areas is less than 100 feet, the correction work shall include the area between the deficient areas.

331-7.5.3 Verification: The Engineer will verify the Contractor's cross slope measurements by randomly taking a minimum of ten cross slope measurements per lane per mile in tangent sections, at control points in transition sections, and a minimum of three cross slope measurements in fully super elevated sections. The Engineer will measure the cross slope of the compacted pavement surface by placing the level at the center of the lane and perpendicular to the roadway centerline.

331-7.5.3.1 Cross Slope Deviations and Corrections: If the average absolute deviation or an individual cross slope deviation falls outside of the acceptance tolerance in Table 331-7, immediately make a comparison check at the QC test locations to verify the QC measurements in the section. If the comparisons are beyond the acceptable comparison tolerance in accordance with 331- 7.5.1, stop the paving operations until the issue is resolved to the satisfaction of the Engineer. Correct any cross slope not meeting the individual deviation acceptance tolerance in accordance with 331-7.7 at no cost to the Department. The Engineer reserves the right to check the pavement cross slope at any time by taking cross slope measurements at any location.

331-7.6 Pavement Smoothness: Construct a smooth pavement meeting the requirements of this Specification.

331-7.6.1 General: Furnish a 15-foot manual and a 15-foot rolling straightedge meeting the requirements of FM 5-509. Obtain a smooth surface on all

pavement courses placed, and then straightedge all layers as required by this Specification.

331-7.6.2 Test Method: Perform all straightedge testing in accordance with FM 5- 509 in the outside wheel path of each lane. The Engineer may require additional testing at other locations within the lane.

331-7.6.3 Process Control Testing: Assume full responsibility for controlling all paving operations and processes such that the requirements of these Specifications are met at all times.

331-7.6.5 QC Testing:

331-7.6.5.1 General: Straightedge the final Type S structural layer and friction course layer in accordance with 331-7.6.2, with the exception that if the method of acceptance is by laser profiler, then straight edging of the friction course layer is not required unless otherwise stated in the Specifications. If the project's method of acceptance is by laser profiler, areas not suitable for testing with the laser profiler will be tested and accepted by straight edging. Test all pavement lanes and ramps where the width is constant and document all deficiencies in excess of 3/16 inch on a form approved by the Engineer.

331-7.6.5.2 Straightedge Exceptions: Straightedge testing will not be required in the following areas: shoulders, intersections, tapers, crossovers, sidewalks, shared use paths, parking lots and similar areas, or in the following areas when they are less than 250 feet in length: turn lanes, acceleration/deceleration lanes and side streets. The limits of the intersection will be from stop bar to stop bar for both the mainline and side streets.

As an exception, in the event the Engineer identifies an objectionable surface irregularity in the above areas, straightedge and address all deficiencies in excess of 3/8 inch in accordance with 331-7.7.

The Engineer may waive straightedge requirements for transverse joints at the beginning and end of the project, at the beginning and end of bridge structures, at manholes, and at utility structures if the deficiencies are caused by factors beyond the control of the Contractor, as determined by the Engineer. In addition, the Engineer may also waive the straight edging requirements on ramps and super elevated sections where the geometrical orientation of the pavement results in an inaccurate measurement with the rolling straightedge.

331-7.6.5.3 Intermediate Layers and Temporary Pavement:

When the design speed is 55 mph or greater and the intermediate Type S layer or temporary pavement is to be opened to traffic, if the Engineer identifies an objectionable surface irregularity, straightedge and address all deficiencies in excess of 3/8 inch within 72 hours of placement in accordance with 331-7.7.

331-7.6.5.4 Final Type S Structural Layer: Straightedge the final Type S structural layer in accordance with 331-7.6.2, either behind the final roller of the paving train or as a separate operation. Notify the Engineer of the location and time of straightedge testing a minimum of 48 hours before beginning testing. The Engineer will verify the straightedge testing by observing the QC straight edging operations. Address all deficiencies in excess of 3/16 inch in accordance with 331-7.7.

When the final structural course is to be opened to traffic and the design speed is 55 mph or greater, if any defect is 3/8 inch or greater, the Engineer may require deficiencies to be corrected within 72 hours after opening to traffic.

331-7.6.5.5 Friction Course Layer: Where required per 331-7.6.5.1, and in areas noted in 331- 7.6.6.2 as not suitable for testing with the Laser Profiler,

REV. 01/01/2022

straightedge the friction course layer in accordance with 331-7.6.2, either behind the final roller of the paving train or as a separate operation upon completion of all paving operations. Notify the Engineer of the location and time of straightedge testing a minimum of 48 hours before beginning testing.

The Engineer will verify the straightedge testing by observing the QC straight edging operations. Address all deficiencies in excess of 3/16 inch in accordance with 331-7.7.

331-7.6.6 Acceptance:

331-7.6.6.1 Straightedge Acceptance: For areas of roadways where the design speed is less than 55 miles per hour, and for areas of roadways where the design speed is greater than or equal to 55 miles per hour which are noted in 331-7.6.6.2 as not suitable for testing with the Laser Profiler, acceptance for pavement smoothness of the friction course will be based on verified QC measurements using the straightedge as required by 331-7.6.5. The Engineer will verify the straightedge testing by observing the QC straight edging operations.

331-7.6.6.2 Laser Acceptance: For areas of high speed roadways where the design speed is equal to or greater than 55 miles per hour, acceptance testing for pavement smoothness of the friction course (for mainline traffic lanes only) may be based on the Laser Profiler. Ramps, acceleration and deceleration lanes, and other areas not suitable for testing with the Laser Profiler will be tested and accepted with the straightedge in accordance with 331-7.6.5.5 and 331-7.6.6.1.

331-7.7 Unacceptable Pavement:

331-7.7.1 Corrections: Address all areas of unacceptable pavement at no cost to the Department. Retest all corrected areas and assure the requirements of these Specifications are met.

331-7.7.1.1 Structural Layers: Correct all deficiencies, as defined in the Specifications, in the Type S structural layers by removing and replacing the full depth of the layer, extending a minimum of 50 feet on both sides (where possible) of the defective area for the full width of the paving lane.

As an option, for high straightedge deficiencies only, mill the pavement surface the full lane width to a depth and length adequate to remove the deficiency. This option only applies if the structural layer is not the final surface layer.

331-7.7.1.2 Friction Course: Correct deficiencies in the friction course or final surface layer by removing and replacing the full depth of the layer, extending a minimum of 50 feet on both sides (where possible) of the defective area for the full width of the paving lane. As an exception, the Engineer may allow the Contractor to leave these areas in place if it is determined by the Engineer that the deficiency is not a significant detriment to the pavement quality. A reduction to the pay item quantity will be made in accordance with 331-7.7.2.

331-7.7.2 Reduction in Pay Item Quantity: When the Engineer elects to waive corrections, the Department will reduce the pay quantity for the pay item in question by the amount of material the Contractor would have removed and replaced had the correction been made. When the Pay Quantity is in tons, the Department will base the reduction on the volume of material the Contractor would have removed (the length by the lane width by layer thickness) multiplied by the maximum specific gravity of the mix as determined through the following equation:

$$\text{Quantity(tons)} = L \times W \times t \times Gmm \times 0.0024$$

Where:

L = Lane length (ft.)

W = Lane width (ft.)

t = Layer thickness (in.)

Gmm = Maximum specific gravity from verified mix design

For FC-3 friction course, the Department will base the reduction on the area the Contractor would have removed (the length by lane width) multiplied by a spread rate of 80 pounds per square yard as determined through the following equation:

$$\text{Quantity(tons)} = L \times W \times 0.0044$$

Where:

L = Lane length (ft.)

W = Lane width (ft.)

331-7 Protection of Finished Surface.

Keep sections of newly compacted asphalt concrete, which are to be covered by additional courses, clean until the successive course is laid. Do not dump embankment or base material directly on the pavement. Dress shoulders before placing the final lift on adjacent pavement. Equip blade graders operating adjacent to the pavement during shoulder construction with a 2 inch by 8 inch or larger board, or other attachment providing essentially the same results, attached to their blades so it extends below the blade edge and protects the pavement surface from damage by the grader blade. To prevent rutting or other distortion, protect sections of newly finished dense-graded friction course and the last structural layer from traffic until the surface temperature has cooled below 160°F. The Contractor may use artificial methods to cool the pavement to expedite paving operations. The Department may direct the Contractor to use artificial cooling methods when maintenance of traffic requires opening the pavement to traffic at the earliest possible time.

331-8 Contractor Quality Control System

331-8.1 Quality Control Description: The asphalt concrete supplier shall comply with Section 105 and maintain an approved Quality Control Program, as an alternate, the supplier shall submit a Quality Control Plan per these requirements. These Specifications establish minimum requirements and activities for a Contractor quality control system. These requirements pertain to the inspections and tests necessary to substantiate material and product conformance to Contract requirements and to all inspections and tests required by the Contract.

331-8.2 Functions and Responsibilities:

1. The Department. The Department will verify the Contractor's design mixes, inspect plants and monitor control of the operations to ensure conformance with these Specifications. At no time will the Engineer issue instructions to the Contractor or producer as to the setting of dials, gauges, scales and meters. However, the Department's representatives may question and warn the Contractor against the continuance of any operations or sequence of operations that obviously do not result in satisfactory compliance with the requirements of these Specifications.
2. The Contractor. Submit in writing the proposed Quality Control Plan for each asphalt plant for the Engineer's approval. Maintain the approved Quality Control Plan in effect for the plant to which it is assigned until the Engineer rejects it in writing. Include in the plan the

sampling, testing, inspection and the anticipated frequencies of each to maintain process control.

331-8.3 Recommendations for a Contractor Quality Control Plan.

331-8.3.1 All Types of Plants:

1. Stockpiles
 - a. Place materials in the correct stockpile.
 - b. Use good stockpiling techniques.
 - c. Inspect stockpiles for separation, contamination, segregation, etc.
2. Incoming Aggregate
 - a. Obtain gradations and bulk specific gravity (BSG) values from the aggregate supplier.
 - b. Determine gradation of all component materials.
 - c. Compare gradations and BSG to mix design.
3. Cold Bins
 - a. Calibrate the cold gate/feeder belt settings.
 - b. Observe operation of cold feed for uniformity.
4. Dryer
 - a. Observe pyrometer for aggregate temperature control.
 - b. Observe efficiency of the burner.
5. Hot Bins
 - a. Determine gradation of aggregates in each bin.
 - b. Determine theoretical combined grading.
6. Bituminous Mixture
 - a. Determine asphalt content.
 - b. Determine mix gradation.
 - c. Check mix temperature.
 - d. Verify modifier addition.

331-8.3.2 Batch Plants:

1. For batch weights, determine percent used and weight to be pulled from each bin to ensure compliance with the mix design.
2. Check mixing time.
3. Check operations of weigh bucket and scale

331-8.3.3 Continuous Mix Plant:

1. Determine gate calibration chart for each bin.
2. Determine gate settings for each bin to ensure compliance with the mix design.
3. Determine gallons [cubic meters] per revolution or gallons [cubic meters] per minute to ensure compliance with the mix design.

331-8.3.4 Drum Mixer Plant:

1. Calibrate the cold feed and prepare a calibration chart for each cold gate.
2. Develop information for the synchronization of the aggregate feed, reclaimed asphalt pavement (RAP) feed and the bituminous material feed.
3. Calibrate the weigh bridge on the changing conveyor.

The activities shown in Table 331-4 are the normal activities necessary to control the production of bituminous concrete at an acceptable quality level. The Department recognizes, however, that depending on the type of process or materials, some of the activities listed may not be necessary and, in other cases, additional activities may be required. The frequency of these activities will also vary with the process and the materials. When the process varies from the defined process average and variability targets, increase the frequency of these activities until the proper conditions are restored. Take one sample and test for every 1,000 tons [900 metric tons] of incoming aggregate (including RAP) as it is stockpiled. Test RAP material for extracted gradation and asphalt content.

Plot and keep up-to-date control charts for all quality control sampling and testing.

Provide control charts for the following:

- a. gradation of incoming aggregates
- b. gradation and asphalt content of RAP
- c. combined gradations of hot bins
- d. extracted asphalt content
- e. mix gradation
- f. gradation of cold feed (drum mixers)

Post all current control charts in the asphalt lab where they can be seen. Submit design mixes to the Engineer for verification prior to their use. Provide process control of all materials during handling, blending, mixing and placing operations.

331-8.4 General Requirements: Furnish and maintain a quality control system that provides reasonable assurance that all materials and products submitted to the Engineer for acceptance meet the Contract requirements. Perform, or have performed, the inspection and tests required to substantiate product conformance to Contract requirements, and also perform, or have performed, all inspections and tests otherwise required by the Contract. Keep a quality control technician, who has been certified by the Department as a Qualified Asphalt Plant Technician (Plant Level II), available at the asphalt plant at all times when producing asphalt mix for the Department. Place a person in responsible charge of the paving operations who is qualified by the Department as a Qualified Asphalt Paving Technician (Paving Level II). Document the quality control procedures, inspection and tests, and make that information available for review by the Engineer throughout the life of the Contract.

331-8.5 Documentation: Maintain adequate records of all inspections and tests. Record the nature and number of tests made, the number and type of deficiencies found, the quantities approved and rejected, and the nature of corrective action taken, as appropriate. The Department may review and approve all documentation procedures prior to the start of the work. The Department will take ownership of all charts and records documenting the Contractor's quality control tests and inspections upon completion of the work.

331-8.6 Charts and Forms: Record all conforming and nonconforming inspections and test results on approved forms and charts, and keep them up to date and complete and make them available at all times to the Engineer during the performance of the work. Prepare charts of test properties for the various materials and mixtures on forms that are in accordance with the applicable requirements of the Department. The Engineer will furnish a copy of each applicable chart and form. Provide a supply of the charts and forms from the copy furnished. Obtain the Engineer's approval of non-standard forms and charts prior to using them.

331-8.7 Corrective Actions: Take prompt action to correct any errors, equipment malfunctions, process changes or other problems that result or could result in the submission of materials, products or completed construction that do not meet the requirements of these Specifications. When it becomes evident to the Department that the Contractor is not controlling his process and is making no effort to take corrective actions, the Department will require the Contractor to cease plant operations until such time as the Contractor can demonstrate that he can and is willing to control the process.

331-8.8 Laboratories with Measuring and Testing Equipment: Furnish a fully equipped asphalt laboratory (permanent or portable) at the production site, and meeting the following requirements:

1. Area – Provide an effective working area for the laboratory that is a minimum of 180 square feet. This area does not include the space for desks, chairs and file cabinets.
2. Lighting – Provide lighting in the lab adequate to illuminate all areas of work.
3. Temperature Control – Equip the lab with heating and air conditioning units that provide a satisfactory working environment.
4. Ventilation – Equip the lab with fume hoods and exhaust fans that will remove all hazardous fumes from within the laboratory in accordance with OSHA requirements.
5. Equipment and Supplies – Furnish the lab with the necessary sampling and testing equipment, and supplies, for performing Contractor quality control and Department acceptance sampling and testing. A detailed list of equipment and supplies required for each test is included in the Field Sampling and Testing Manual.

When running plants at a high production rate, furnish additional testing equipment as necessary to allow the completion of the Contractor's quality control tests and the Department's Acceptance tests within the specified time frame.

331-8.9 Sampling and Testing: Use the sampling and testing methods and procedures that the Department provides to determine quality conformance of the materials and products. The Department will use these same methods and procedures for its acceptance tests. Include the sampling for other material characteristics on a random basis and the plotting of the test results on control charts in the Quality Control Plan.

331-8.9.1 Alternative Procedures: The Contractor may use alternative sampling methods, procedures and inspection equipment when such procedures and equipment provide, as a minimum, the quality assurance required by the Contract Documents. Prior to applying such alternative procedures, describe them in a written proposal and demonstrate for the Engineer's approval that their effectiveness is equal to or better than the Contract requirements. In case of dispute as to whether certain proposed procedures provide equal assurance, use the procedures stipulated by the Contract Documents.

331-8.10 Nonconforming Materials: Establish and maintain an effective and positive system for controlling nonconforming materials, including procedures for identification, isolation and disposition. Reclaim or rework nonconforming materials in accordance with procedures acceptable to the Engineer. Discuss the details of this system at the preconstruction conference, and make these details a part of the record of the conference.

331-8.11 Department Inspection at Subcontractor or Supplier Facilities: The Department reserves the right to inspect materials not manufactured within the Contractor's facility.

The Department's inspection does not constitute acceptance and does not, in any way, replace the Contractor's inspection or otherwise relieve the Contractor of his responsibility to furnish an acceptable material or product. When the Department inspects the subcontractor's or supplier's product, such inspection does not replace the Contractor's responsibility to inspect such subcontractor's or supplier's product.

SECTION 331-9 ASPHALT CONCRETE FRICTION COURSE (LCDOT REV 12/06/2017)

331-9 Description. Construct an asphalt concrete friction course. This Section specifies mixes designated as Friction Course 3(FC-3).

331-9.1 Materials.

331-9.1.1 General Requirements: Meet the plant and equipment requirements of Section 320, as modified herein. Meet the general construction requirements of Section 330, as modified herein. The Engineer will base continuing approval of material sources on field performance.

331-9.1.2 Coarse Aggregate: Meet the requirements of Section 901, and any additional requirements or modifications specified herein for the various mixtures.

331-9.1.3 Fine Aggregate: Meet the requirements of Section 902, and any additional requirements or modifications specified herein for the various mixtures.

331-9.2 General Composition of Mixes.

331-9.2.1 General: Use a bituminous mixture composed of aggregate (coarse, fine, or a mixture thereof). Size, uniformly grade and combine the aggregate fractions in such proportions that the resulting mix meets the requirements of this Section. The use of RAP material will not be permitted.

331-9.3 Specific Component Requirements for FC-3 Mix:

331-9.3.1 Aggregates: In addition to the requirements of Section 901, meet the following coarse aggregate requirements. Use either crushed gravel, crushed granite, crushed slag, or crushed limestone from the Oolitic formation. Aggregates other than those listed above may be used if approved by the Engineer.

In addition to the requirements of Section 902, meet the following fine aggregate requirements. Use crushed screenings or a combination of crushed screenings and local materials. Use crushed screenings composed of hard, durable particles resulting from crushing or processing the coarse aggregate as specified above. Screenings from other approved sources may be used provided that the total of these screenings along with silica sand or local materials does not exceed 40%. Ensure that not more than 20% by weight of the total aggregate used is silica sand or local materials defined in Section 902.

331-9.3.2 FC-3: Provide a mix design conforming to the requirements of 331-4.3. Submit data showing that the mix design meets the requirements of Table 331-2. Then, for production, substitute the asphalt binder at the optimum conventional binder content and show it as the optimum binder content on the verified mix design.

331-9.4 Contractor's Quality Control. Provide the necessary quality control of the friction course mix and construction in accordance with the applicable provisions of Section 330 and 331-4.4 for FC-3. After the mix design has been approved, furnish the material to meet the approved mix design in accordance with the provisions of 331-4.4.2 and Table 331-3 for FC-3. Calibrate the plant in accordance with 331-4.4.3 and Table 331-3.

The Engineer will monitor the spread rate periodically to ensure uniform

REV. 01/01/2022

thickness. Provide quality control procedures for daily monitoring and control of spread rate variability. If the spread rate varies by more than 5% of the spread rate, immediately make all corrections necessary to bring the spread rate into the acceptable range.

331-9.5 Acceptance of Mix.

331-9.5.1 Acceptance at the Plant: The bituminous mix will be accepted at the plant with respect to gradation and asphalt content in accordance with the applicable requirements of 331-5 for FC-3, with the exception that the asphalt content of the mixture will be determined in accordance with FM 5-563, and the gradation will be determined in accordance with FM 1-T 030.

331-9.5.2 Acceptance on the Roadway: The FC-3 mix will be accepted on the roadway with respect to density in accordance with the applicable provisions of 331. The FC-3 mixture will be accepted on the roadway with respect to surface tolerance in accordance with the applicable provisions of 330-4.

331-9.6 Temperature Requirements for FC-3:

331-9.6.1 Air Temperature at Laydown: Spread the mixture only when the air temperature, taken in the shade away from artificial heat, is at or above 45°F.

331-9.6.2 Temperature of the Mixture: Heat and combine the asphalt binder and aggregate in a manner which will produce a mixture having a temperature, when discharged from the plant, of 310°F, or as directed by the Engineer. Meet the temperature tolerance requirements specified in Table 330-2.

331-9.7 Spread Rate for FC-3: The Engineer will set the spread rate within the range of 100-110 lb/yd².

331-9.8 Method of Measurement.

The quantity to be paid for will be the weight, in tons [metric tons], as determined in accordance with 320-2 (including provisions for the automatic recordation system). The pay quantity will be based on the average spread rate for the project, limited to a maximum of 105% of the spread rate set by the Engineer.

331-9.9 Basis of Payment.

Price and payment will be full compensation for all the work specified under this Section, including the cost of the (asphalt cement, anti-stripping agent, blending, and handling), as well as fiber stabilizing additive and hydrated lime (if required). Payment will be made under:

Item No. 337-7 – Asphaltic Concrete Friction Course per-ton.

SECTION 334 - SUPERPAVE ASPHALT CONCRETE, QUALITY ASSURANCE AND ACCEPTANCE PROCEDURES (LCDOT REV02/21/2022)

Section 334: The following Section shall be added in its entirety:

SECTION 334 SUPERPAVE ASPHALT CONCRETE

334-1 Description.

REV. 01/01/2022

334-1.1 General: Construct a Superpave Asphalt Concrete pavement with the type of mixture specified in the Contract Documents, or when offered as alternates, as selected. Superpave mixes are identified as Type SP-9.5, Type SP-12.5 or Type SP-19.0.

Obtain Superpave Asphalt Concrete from a plant that is currently on the Department's Production Facility Listing. Producers seeking inclusion on the list shall meet the requirements of Section 105. Producers must meet the requirements of Section 320 for plant and equipment and the general construction requirements of Section 330.

334-1.2 Traffic Levels: The requirements for Type SP Asphalt Concrete mixtures are based on the design traffic level of the project. The traffic levels for the project are as specified in the Contract Documents.

334-1.3 Gradation Classification: The Superpave mixes are classified as fine and are defined in 334-3.2.2.

The equivalent AASHTO nominal maximum aggregate size Superpave mixes are as follows:

Type SP-9.5.....	9.5 mm
Type SP-12.5.....	12.5 mm
Type SP-19.0.....	19.0 mm

334-1.4 Thickness: The total thickness of the Type SP asphalt layers will be the plan thickness as shown in the Contract Documents. Before paving, propose a thickness for each individual layer meeting the requirements of this specification, which when combined with other layers (as applicable) will equal the plan thickness. For construction purposes, the plan thickness and individual layer thickness will be converted to spread rate based on the maximum specific gravity of the asphalt mix being used, as well as the minimum density level, as shown in the following equation:

$$\text{Spread rate (lb/yd}^2\text{)} = t \times G_{mm} \times 43.3$$

Where: t = Thickness (in.) (plan thickness or individual layer thickness)

G_{mm} = Maximum specific gravity from the verified mix design

The weight of the mixture shall be determined as provided in 320-3.2. For target purposes only, spread rate calculations should be rounded to the nearest whole number.

Note: Plan quantities are based on a G_{mm} of 2.540, corresponding to a spread rate of 110 lb/yd²-in. Pay quantities will be based on the actual maximum specific gravity of the mix being used.

334-1.4.1 Layer Thicknesses: The allowable layer thicknesses for Type SP Asphalt Concrete mixtures are as follows:

Type SP-9.5.....	1 to 1-1/2 inches
Type SP-12.5.....	1-1/2 to 3 inches
Type SP-19.0.....	2 to 4 inches

In addition to the minimum and maximum thickness requirements, the following restrictions are placed on mixes when used as a structural course:

Type SP-9.5 - Limited to the top two structural layers, two layers maximum.

Type SP-9.5 - Do not use for Traffic Level E applications.

Type SP-19.0 - Do not use for the final (top) structural layer below FC-5 mixtures. Type SP-19.0 mixtures are permissible for the layer directly below FC-9.5 and FC-12.5 mixtures. Do not use for the final (top) layer of shoulders.

334-1.4.2 Additional Requirements: The following requirements also apply to Type SP Asphalt Concrete mixtures:

1. A minimum 1-1/2 inch initial lift is required over an Asphalt Membrane Interlayer (AMI).
2. When construction includes the paving of adjacent shoulders (less than or equal to 5 feet wide), the layer thickness for the upper pavement layer and shoulder must be the same and paved in a single pass, unless called for differently in the Contract Documents.
3. All overbuild layers must be Type SP Asphalt Concrete designed at the traffic level as stated in the Contract Documents. Use the minimum and maximum layer thicknesses as specified above unless called for differently in the Contract Documents. On variable thickness overbuild layers, the minimum and maximum allowable thicknesses will be as specified below, unless called for differently in the Contract Documents.
 Type SP-9.5..... 3/8 to 2 inches
 Type SP-12.5..... 1/2 to 3 inches
 Type SP-19.0..... 1-1/2 to 4 inches
4. Variable thickness overbuild layers constructed using a Type SP-9.5 or SP-12.5 mixtures may be tapered to zero thickness provided the contract documents require a minimum of 1-1/2 inches of dense-graded mix placed over the variable thickness overbuild layer.

334-2 Materials.

- 334-2.1 **General Requirements:** Meet the material requirements specified in Division III. Specific references are as follows:

Superpave PG Asphalt BinderSection 916
 Coarse AggregateSection 901
 Fine AggregateSection 902

- 334-2.2 **Superpave Asphalt Binder:** Unless specified otherwise in the Contract Documents, use an asphalt binder grade as determined from Table 334-2.

High polymer binder mixtures may be used in lieu of mixtures with other specified binders at no additional cost to the Department, provided they meet the traffic level and mixture type requirements of the project.

High polymer binder may be substituted in a mixture at no additional cost to the Department when the mix design contains a maximum of 20% RAP.

- 334-2.3 **Reclaimed Asphalt Pavement (RAP) Material:**

334-2.3.1 General requirements: RAP may be used as a component of the asphalt mixture subject to the following requirements:

1. When using a PG 76-22 asphalt binder in friction course mixtures, limit the amount of RAP material used in the mix to a maximum of 20% by weight of total aggregate. As an exception, amounts greater than 20% RAP by weight of total aggregate can be used if no more than 20% by weight of the total asphalt binder comes from the RAP material. When using a PG 76-22 asphalt binder in structural course mixtures, refer to 334-2.3.6. RAP is not allowed in mixtures containing High Polymer asphalt binder. High Polymer asphalt is defined in Section 916.

2. Assume full responsibility for the design, production and construction of asphalt mixes which incorporate RAP as a component material.
3. Use RAP from a Department approved stockpile or millings from a Department project.
4. Provide stockpiled RAP material that is reasonably consistent in characteristics and contains no aggregate particles which are soft or conglomerates of fines.
5. Provide RAP material having a minimum average asphalt binder content of 4.0% by weight of RAP. As an exception, when using fractionated RAP, the minimum average asphalt binder content for the coarse portion of the RAP shall be 2.5% by weight of the coarse portion of the RAP. The coarse portion of the RAP shall be the portion of the RAP retained on the No. 4 sieve. The Engineer may sample the stockpiles to verify that this requirement is met.

334-2.3.2 Material Characterization for Mix Design: Assume responsibility for establishing the asphalt binder content, gradation, and bulk specific gravity (G_{sb}) of the RAP material based on a representative sampling of the material by roadway cores or stockpile samples. For roadway core samples, assume responsibility for the degradation that will occur during the milling operation.

334-2.3.3 RAP Stockpile Approval: Prior to the incorporation of RAP into the asphalt mixture, stockpile the RAP material and obtain approval for the stockpile by one of the following methods:

1. Continuous stockpile: When RAP is obtained from one or multiple sources and is either processed, blended, or fractionated, and stockpiled in a continuous manner, assure an adequate number of test results are obtained for stockpile approval. Test the RAP material for gradation and asphalt content at a minimum frequency of one sample per 1000 tons with a minimum of six test results. Test the RAP material for G_{mm} (for G_{sb} determination) at a minimum frequency of one sample per 5000 tons with a minimum of two test results. Based on visual inspection and a review of the test data, the Engineer will determine the suitability of the stockpiled material. In addition, address the details and specifics of the processing, sampling, testing and actions to be taken in the Producer Quality Control (QC) Plan.

When RAP is added to the

continuous stockpile after original approval of the stockpile as described above, test the RAP material for gradation and asphalt content at a minimum frequency of one sample per 1000 tons with a minimum of six test results. Test the RAP material for G_{mm} (for G_{sb} determination) at a minimum frequency of one sample per 5000 tons with a minimum of two test results. Monitor test results during crushing operations for conformance to the requirements of Table 334-1. After the minimum frequency of tests have been performed, the Engineer will review the test data and visually inspect the stockpiled material. The average gradation and G_{mm} of the added material shall be within the allowable ranges shown in Table 334-1 from the originally approved stockpile values. If the added RAP material does not meet the conditions of Table 334-1, then the Contractor must create a new stockpile when resuming crushing operations and the stockpile will receive a new number designation from the Department. The previously crushed material, which was added to the continuous stockpile and did not meet the conditions of Table 334-1, may remain and that stockpile used until depleted.

Table 334-1 Allowable Ranges for Continuous RAP Stockpile Properties	
Characteristic	Limit from Original Approved Stockpile Gradation
No. 8 sieve and coarser	$\pm 6.0\%$
No. 16 sieve	$\pm 5.0\%$
No. 30 sieve	$\pm 5.0\%$
No. 50 sieve	$\pm 4.0\%$
No. 100 sieve	$\square 3.0\%$
No. 200 sieve	$\square 2.0\%$
G_{mm}	$\square 0.040$

2. Non-continuous single stockpile: When an individual stockpile is being constructed, obtain representative samples at random locations and test the RAP material for gradation and asphalt content at a minimum frequency of one sample per 1000 tons with a minimum of six test results. Test the RAP material for G_{mm} (for G_{sb} determination) at a minimum frequency of one sample per 5000 tons with a minimum of two test results. Based on visual inspection and a review of the test data, the Engineer will determine the suitability of the stockpiled material. If the properties of the new stockpile compare with the properties of an existing stockpile within the ranges provided in Table 334-1, the RAP in the new stockpile may be added to the existing stockpile. Once the RAP stockpile has been approved, do not add additional material without prior approval of the Engineer.

Determine the asphalt binder content and gradation of the RAP material in accordance with FM 5-563 and FM 1-T 030, respectively. Establish the G_{sb} of the RAP material by using one of the following methods:

- Calculate the G_{sb} value based upon the effective specific gravity (G_{se}) of the RAP material, determined on the basis of the asphalt binder content and maximum specific gravity (G_{mm}) of the RAP material. The Engineer will approve the estimated asphalt binder absorption value used in the calculation.
- Measure the G_{sb} of the RAP aggregate, in accordance with FM 1-T 084 and FM 1-T 085. Obtain the aggregate by using a solvent extraction method.

334-2.3.4 Pavement Coring Report: When the Contract includes milling of the existing asphalt pavement, the Pavement Coring Report may be available on the Department's website.

334-2.3.5 Asphalt Binder for Mixes with RAP: Select the appropriate asphalt binder grade based on Table 334-2. The Engineer reserves the right to change the asphalt binder grade at design based on the characteristics of the RAP asphalt binder, and reserves the right to make changes during production.

Table 334-2 Asphalt Binder Grade for Mixes Containing RAP
--

Percent RAP	Asphalt Binder Grade
0 - 15	PG 67-22
16 - 30	PG 58-22
>30	PG 52-28

334-2.3.6 Allowable RAP Percentages for Type SP Structural Mixtures with PG 76-22 Asphalt Binder: For Type SP structural mixtures using PG 76-22 asphalt binder, select the percentage of RAP material based on Table 334-3.

Table 334-3				
Allowable RAP Percentages ¹ in Type SP Structural Mixtures with PG 76-22 Asphalt Binder				
		Coarse RAP	Intermediate RAP	Fine RAP
Gradation % Passing #16 Sieve ²		≤ 40%	> 40% to ≤ 50%	> 50%
PG _{HT} ³ > 100.0° C	Allowable RAP Percentage	≤ 25%	≤ 20%	≤ 20%
PG _{HT} ³ ≤ 100.0° C		≤ 30%	≤ 25%	
Notes:				
1. RAP aggregate by weight of total aggregate or RAP binder by weight of total binder.				
2. RAP gradations based on Ignition oven extraction of RAP material in accordance with FM 5-563.				
3. PG _{HT} : asphalt binder high temperature continuous performance grade of RAP in accordance with Section 916.				

334-2.4 Recycled Crushed Glass: Recycled crushed glass may be used as a component of the asphalt mixture subject to the following requirements:

1. Consider the recycled crushed glass a local material and meet all requirements specified in 902-6.
2. Limit the amount of recycled crushed glass to a maximum of 15% by weight of total aggregate.
3. Use an asphalt binder that contains an anti-stripping agent listed on the Approved Product List (APL). The anti-strip additive shall be introduced into the asphalt binder by the supplier during loading.
4. Do not use recycled crushed glass in friction course mixtures or in structural course mixtures which are to be used as the final wearing surface.

334-3 General Composition of Mixture.

334-3.1 General: Compose the asphalt mixture using a combination of aggregate (coarse, fine or mixtures thereof), mineral filler, if required, and asphalt binder material. Size, grade and combine the aggregate fractions to meet the grading and physical properties of the mix design. Aggregates from various sources may be combined.

334-3.2 Mix Design:

334-3.2.1 General: Design the asphalt mixture in accordance with AASHTO R 35-17, except as noted herein. Prior to the production of any asphalt mixture, submit the proposed mix design with supporting test data indicating compliance with all

mix design criteria to the Engineer. For all mix designs, include representative samples of all component materials, including asphalt binder. Allow the Director of the Office of Materials a maximum of four weeks to either conditionally verify or reject the mix as designed.

At no additional cost to the Department, for a Type SP mix the following Traffic Level substitutions are allowed:

Traffic Level E can be substituted for Traffic Level C.

Traffic Level C can be substituted for Traffic Level B.

The same traffic level and binder type that is used for the mainline traffic lanes may be placed in the shoulder at no additional cost to the Department, even if the conditions stated above are not met for the shoulder.

Do not use more than four mix designs per nominal maximum aggregate size per traffic level per binder grade per year, where the year starts at the Notice to Proceed. Exceeding this limitation will result in a maximum Composite Pay Factor (CPF) of 1.00 as defined in 334-8.2 for all designs used beyond this limit.

Warm mix technologies (additives, foaming techniques, etc.) listed on the Department's website may be used in the production of the mix. The URL for obtaining this information, if available, is: <https://www.fdot.gov/materials/mac/default.shtm>.

When warm mix technologies are used, for mixtures containing a PG 52-28, PG 58-22, or PG 67-22 binder, a mixture will be considered a warm mix asphalt design if the mixing temperature is 285°F or less. For mixtures containing a PG 76-22 or High Polymer binder, a mixture will be considered a warm mix asphalt design if the mixing temperature is 305°F or less.

The Engineer will consider any marked variations from original test data for a mix design or any evidence of inadequate field performance of a mix design as sufficient evidence that the properties of the mix design have changed, and the Engineer will no longer allow the use of the mix design.

334-3.2.2 Mixture Gradation Requirements: Combine the coarse and fine aggregate in proportions that will produce an asphalt mixture meeting all of the requirements defined in this specification and conform to the gradation requirements at design as defined in AASHTO M 323-17, Table 4. Aggregates from various sources may be combined.

334-3.2.2.1 Mixture Gradation Classification: Plot the combined mixture gradation on an FHWA 0.45 Power Gradation Chart. Include the Control Points from AASHTO M 323-17, Table 4, as well as the Primary Control Sieve (PCS) Control Point from AASHTO M 323-17, Table 5. Fine mixes are defined as having a gradation that passes above the primary control sieve control point and above the maximum density line for all sieve sizes smaller than the primary control sieve and larger than the No. 30 sieve.

334-3.2.3 Aggregate Consensus Properties: For Traffic Level C and E mixtures, meet the following consensus properties at design for the aggregate blend. Aggregate consensus properties do not apply to Traffic Level B mixtures.

334-3.2.3.1 Coarse Aggregate Angularity: When tested in accordance with ASTM D5821-13 (2017), meet the percentage of fractured faces requirements specified in AASHTO M 323-17, Table 6.

334-3.2.3.2 Fine Aggregate Angularity: When tested in accordance with

REV. 01/01/2022

AASHTO T 304-17 (2020), Method A, meet the uncompacted void content of fine aggregate specified in AASHTO M 323-17, Table 6.

334-3.2.3.3 Flat and Elongated Particles: When tested in accordance with ASTM D4791-19, (with the exception that the material passing the 3/8 inch sieve and retained on the No. 4 sieve shall be included), meet the requirements specified in AASHTO M 323-17, Table 6. Measure the aggregate using the ratio of 5:1, comparing the length (longest dimension) to the thickness (shortest dimension) of the aggregate particles.

334-3.2.3.4 Sand Equivalent: When tested in accordance with AASHTO T 176-17, meet the sand equivalent requirements specified in AASHTO M 323-17, Table 6.

334-3.2.4 Gyratory Compaction: Compact the design mixture in accordance with AASHTO T 312-19, with the following exception: use the number of gyrations at N_{design} as defined in Table 334-4. Measure the inside diameter of gyratory molds in accordance with AASHTO T 312-19.

Table 334-4 Gyratory Compaction Requirements	
Traffic Level	N_{design} Number of Gyrations
B	65
C	75
E	100

334-3.2.5 Design Criteria: Meet the requirements for nominal maximum aggregate size as defined in AASHTO M 323-17, as well as for relative density, VMA, VFA, and dust-to-binder ratio as specified in AASHTO M 323-17, Table 7. N_{initial} and N_{maximum} requirements are not applicable.

334-3.2.6 Moisture Susceptibility:

1. For all traffic levels, use a liquid anti-strip agent listed on the APL at the specified dosage rate. Hydrated lime may be used instead of the liquid anti-strip agent.
2. Provide a mixture having a retained tensile strength ratio of at least 0.80 and a minimum tensile strength (unconditioned) of 100 psi in accordance with FM 1-T 283.

334-3.2.7 Additional Information: In addition to the requirements listed above, provide the following information with each proposed mix design submitted for verification:

1. The design traffic level and the design number of gyrations (N_{design}).
2. The source and description of the materials to be used.
3. The Department source number and the Department product code of the aggregate components furnished from a Department approved source.
4. The gradation and proportions of the raw materials as intended to be combined in the paving mixture. The gradation of the component materials shall be representative of the material at the time of use. Compensate for any change in aggregate gradation caused by handling and processing as necessary.
5. A single percentage of the combined mineral aggregate passing each specified sieve. Degradation of the aggregate due to processing (particularly material passing the No. 200 sieve) should be accounted for and identified.

6. The bulk specific gravity (G_{sb}) value for each individual aggregate and RAP component, as identified in the Department's aggregate control program.
7. A single percentage of asphalt binder by weight of total mix intended to be incorporated in the completed mixture, shown to the nearest 0.1%.
8. A target temperature for the mixture at the plant (mixing temperature) and a target temperature for the mixture at the roadway (compaction temperature) in accordance with 320-6.3. Do not exceed a target temperature of 340°F for High Polymer asphalt binders, 330°F for PG 76-22 asphalt binders, and 315°F for unmodified asphalt binders.
9. Provide the physical properties at the optimum asphalt content, which must conform to all specified requirements.
10. The name of the Construction Training Qualification Program (CTQP) Qualified Mix Designer.
11. The ignition oven and maximum specific gravity (G_{mm}) calibration factors.
12. The warm mix technology, if used.

334-3.3 Mix Design Revisions: During production, the Contractor may request a target value revision to a mix design, subject to meeting the following requirements: the target change falls within the limits defined in Table 334-5, appropriate data exists demonstrating that the mix complies with production air voids specification criteria, and the mixture gradation meets the basic gradation requirements defined in 334-3.2.2.

Table 334-5 Limits for Potential Adjustments to Mix Design Target Values	
Characteristic	Limit from Original Mix Design
Asphalt Binder Content ⁽¹⁾	±0.3%
Gradation and Aggregate Component ⁽²⁾	
No. 8 sieve and Coarser	± 5.0%
No. 16 sieve	± 4.0%
No. 30 sieve	± 4.0%
No. 50 sieve	± 3.0%
No. 100 sieve	□ 3.0%
No. 200 sieve	□ 1.0%
Each Component of Aggregate Blend	□ 5.0 %
⁽¹⁾ Reductions to the asphalt binder content will not be permitted if the VMA during production is lower than 1.0% below the design criteria.	
⁽²⁾ The Engineer may waive the limits for the individual sieves and component of the aggregate blend contingent upon the quality of the production data for the mixture. Revisions to FC-5 mixtures to be determined by the Engineer.	

Submit all requests for revisions to mix designs, along with supporting documentation, to the Engineer. In order to expedite the revision process, the request for revision or discussions on the possibility of a revision may be made verbally, but must be

REV. 01/01/2022

followed up by a written request. The verified mix design will remain in effect until the Engineer authorizes a change. In no case will the effective date of the revision be established earlier than the date of the first communication between the Contractor and the Engineer regarding the revision.

A new design mix will be required if aggregate sources change, or for any substitution of an aggregate product with a different aggregate code, unless approved by the Engineer.

334-4 Producer Process Control (PC).

Assume full responsibility for controlling all operations and processes such that the requirements of these Specifications are met at all times. Perform any tests necessary at the plant and roadway for process control purposes. Enter all PC test data into the Department's database.

The Engineer will not use these test results in the acceptance payment decision.

Address in the Producer QC Plan how PC failures will be handled. When a PC failure occurs, investigate, at a minimum, the production process, testing equipment and/or sampling methods to determine the cause of the failure, and make any necessary changes to assure compliance with these Specifications. Obtain a follow up sample immediately after corrective actions are taken to assess the adequacy of the corrections. In the event the follow-up PC sample also fails to meet Specification requirements, cease production of the asphalt mixture until the problem is adequately resolved to the satisfaction of the QC Manager.

334-5 Acceptance of the Mixture.

334-5.1 General: The mixture will be accepted at the plant with respect to gradation (P₋₈ and P₋₂₀₀), asphalt content (P_b), and volumetrics (volumetrics is defined as air voids at N_{design}).

The mixture will be accepted on the roadway with respect to density of roadway cores. Acceptance will be on a LOT by LOT basis (for each mix design) based on tests of random samples obtained within each subplot taken at a frequency of one set of samples per subplot. A roadway LOT and a plant production LOT shall be the same. Acceptance of the mixture will be based on Contractor QC test results that have been verified by the Department.

334-5.1.1 Sampling and Testing Requirements: Obtain the samples in accordance with FM 1-T 168. Obtain samples at the plant of a sufficient quantity to be split into three smaller samples; one for QC, one for Verification testing and one for Resolution testing. Obtain each split sample of a sufficient quantity, approximately 40 pounds, for all required testing. The split samples for Verification testing and Resolution testing shall be reduced in size and stored in three boxes each. The approximate size of each box must be 12 inches x 8 inches x 4 inches. Provide, label, and safely store sample boxes in a manner agreed upon by the Engineer for future testing.

The asphalt content of the mixture will be determined in accordance with FM 5-563. The gradation of the recovered aggregate will be determined in accordance with FM 1-T 030. Volumetric testing will be in accordance with AASHTO T 312-19 and FM 1-T 209. Prior to testing volumetric samples, condition the test-sized sample for one hour, plus or minus five minutes, at the target roadway compaction temperature in a shallow, flat pan, such that the mixture temperature at the end of the one hour conditioning period is within plus or minus 20°F of the roadway compaction temperature.

If one of the QC gyratory specimens is damaged, make an additional gyratory specimen.

For situations where two properly prepared gyratory specimens do not meet single-operator precision requirements for G_{mb} as provided in FM 1-T 166:

1. Retest both gyratory specimens in accordance FM 1-T 166.
2. Following the retest, if the newly measured G_{mb} values do not meet single-operator precision requirements, QC shall prepare a third gyratory specimen in accordance with AASHTO T 312-19 and test in accordance with FM 1-T 166. All three test results shall be input into MAC. The average G_{mb} will be determined by MAC after performing an outlier check in accordance with ASTM E178-16a.

Test for roadway density in accordance with FM 1-T 166.

334-5.1.2 Acceptance Testing Exceptions: When the total combined quantity of hot mix asphalt for the project, as indicated in the Plans for Type B-12.5, Type SP and Type FC mixtures only, is less than 2000 tons, the Engineer will accept the mix on the basis of visual inspection. The Engineer may require the Contractor to run process control tests for informational purposes, as defined in 334-4, or may run independent verification tests to determine the acceptability of the material.

Density testing for acceptance will not be performed on widening strips or shoulders with a width of 5 feet or less, open-graded friction courses, variable thickness overbuild courses, leveling courses, any SP-9.5 or SP-12.5 asphalt layer placed on subgrade with a layer thickness less than or equal to 3 inches, miscellaneous asphalt pavement, shared use paths, crossovers, gore areas, raised crosswalks, speed tables, or any course with a specified thickness less than 1 inch or a specified spread rate that converts to less than 1 inch as described in 334-1.4. Density testing for acceptance will not be performed on asphalt courses placed on bridge decks or approach slabs; compact these courses in static mode only per the requirements of 330-7.7. In addition, density testing for acceptance will not be performed on the following areas when they are less than 500 feet (continuous) in length: turning lanes, acceleration lanes, deceleration lanes, shoulders, parallel parking lanes, ramps, or unsignalized side streets with less than four travel lanes and speed limits less than 35 mph. Do not perform density testing for acceptance in situations where the areas requiring density testing is less than 50 tons within a sublot.

Density testing for acceptance will not be performed in intersections. The limits of the intersection will be from stop bar to stop bar for both the mainline and side streets. A random core location that occurs within the intersection shall be moved forward or backward from the intersection at the direction of the Engineer.

Where density testing for acceptance is not required, compact these courses (with the exception of open-graded friction courses) in accordance with the rolling procedure (equipment and pattern) as approved by the Engineer or with Standard Rolling Procedure as specified in 330-7.2. In the event that the rolling procedure deviates from the procedure approved by the Engineer, or the Standard Rolling Procedure, placement of the mix shall be stopped.

The density pay factor (as defined in 334-8.2) for areas not requiring density testing for acceptance will be paid at the same density pay factor as for the areas requiring density testing within the same LOT. If the entire LOT does not require density testing for acceptance, the LOT will be paid at a density pay factor of 1.00.

334-5.2 Full LOTs: Each LOT will be defined (as selected by the Contractor prior

to the start of the LOT) as either (1) 2,000 tons, with each LOT subdivided into four equal sublots of 500 tons each, or (2) 4,000 tons, with each LOT subdivided into four equal sublots of 1,000 tons each. As an exception to this, the initial LOT of all new mix designs shall be defined as 2,000 tons, subdivided into four equal sublots of 500 tons each. Before the beginning of a LOT, the Engineer will develop a random sampling plan for each subplot and direct the Contractor on sample points, based on tonnage, for each subplot during construction.

334-5.3 Partial LOTs: A partial LOT is defined as a LOT size that is less than a full LOT. A partial LOT may occur due to the following:

1. The completion of a given mix type or mix design on a project.
2. Closure of the LOT due to time. LOTs will be closed 30 calendar days after the start of the LOT. Time periods other than 30 calendar days may be used if agreed to by both the Engineer and the Contractor, but under no circumstances shall the LOT be left open longer than 90 days.
3. A LOT is terminated per 334-5.4.4.

All partial LOTs will be evaluated based on the number of tests available, and will not be redefined. If a LOT is closed before the first plant random sample is obtained, then the LOT will be visually accepted by the Engineer and the LOT pay factor will be 1.00.

334-5.4 QC Sampling and Testing: Obtain all samples randomly as directed by the Engineer.

Should the Engineer determine that the QC requirements are not being met or that unsatisfactory results are being obtained, or should any instances of falsification of test data occur, acceptance of the Producer's QC Plan will be suspended and production will be stopped.

334-5.4.1 Lost or Missing Verification/Resolution Samples: In the event that any of the Verification and/or Resolution asphalt mixture samples that are in the custody of the Contractor are lost, damaged, destroyed, or are otherwise unavailable for testing, the minimum possible pay factor for each quality characteristic as described in 334-8.2 will be applied to the entire LOT in question, unless called for otherwise by the Engineer. Specifically, if the LOT in question has more than two sublots, the pay factor for each quality characteristic will be 0.55. If the LOT has two or less sublots, the pay factor for each quality characteristic will be 0.80. If only the roadway cores are lost, damaged, destroyed, or are otherwise unavailable for testing, then the minimum possible pay factor for density will be applied to the entire LOT in question. In either event, the material in question will also be evaluated in accordance with 334-5.9.5.

If any of the Verification and/or Resolution samples that are in the custody of the Department are lost, damaged, destroyed or are otherwise unavailable for testing, the corresponding QC test result will be considered verified, and payment will be based upon the Contractor's data.

334-5.4.2 Plant Sampling and Testing Requirements: Obtain one random sample of mix per subplot in accordance with 334-5.1.1 as directed by the Engineer. Test the QC split sample for gradation, asphalt binder content and volumetrics in accordance with 334-5.1.1.

Complete all QC testing within one working day from the time the samples were obtained.

334-5.4.3 Roadway Sampling and Testing Requirements: Obtain five 6 inch diameter roadway cores within 24 hours of placement at random locations as directed by the

Engineer within each subplot. Test these QC samples for density (G_{mb}) in accordance with 334-5.1.1. Obtain a minimum of three cores per subplot at random locations as identified by the Engineer in situations where the subplot/LOT was closed or terminated before the random numbers were reached or where it is impractical to cut five cores per subplot. Do not obtain cores any closer than 12 inches from an unsupported edge. The Engineer may adjust randomly generated core locations for safety purposes or as the Engineer deems necessary. Do not perform density testing for acceptance in a subplot if the plant random sample for that subplot has not been obtained. Maintain traffic during the coring operation; core the roadway, patch the core holes (within three days of coring); and trim the cores to the proper thickness prior to density testing.

Density for the subplot shall be based on the average value for the cores cut from the subplot with the target density being a percentage of the maximum specific gravity (G_{mm}) of the subplot, as defined in the Contract. Once the average density of a subplot has been determined, do not retest the samples unless approved by the Engineer. Ensure proper handling and storage of all cores until the LOT in question has been accepted.

334-5.4.4 Individual Test Tolerances for QC Testing: Terminate the LOT if any of the following QC failures occur:

1. An individual test result of a subplot for air voids does not meet the requirements of Table 334-6,
2. The average subplot density does not meet the requirements of Table 334-6,
3. Two consecutive test results within the same LOT for gradation or asphalt binder content do not meet the requirements of Table 334-6,

When a LOT is terminated due to a QC failure, stop production of the mixture until the problem is resolved to the satisfaction of the QC Manager and/or Asphalt Plant Level II technician responsible for the decision to resume production after a QC failure, as identified in Section 105. In the event that it can be demonstrated that the problem can immediately be or already has been resolved, it will not be necessary to stop production. When a LOT is terminated, make all necessary changes to correct the problem. Do not resume production until appropriate corrections have been made. Prior to resuming production, inform the Engineer of the problem and corrections made to correct the problem. After resuming production, sample and test the material to verify that the changes have corrected the problem. Summarize this information and provide it to the Engineer prior to the end of the work shift when production resumes.

In the event that a QC failure is not addressed as defined above, the Engineer's approval will be required prior to resuming production after any future QC failures. Address any material represented by a failing test result, as defined above in this subarticle, in accordance with 334-5.9.5. Any LOT terminated under this subarticle will be limited to a maximum Pay Factor of 1.00 (as defined in 334-8.2) for all quality characteristics and will include all material placed up to the point when the LOT was terminated.

In the event that a G_{mm} test result differs by more than 0.040 from the mix design G_{mm} , investigate the causes of the discrepancy and report the findings and proposed actions to the Engineer.

Table 334-6 Master Production Range	
Characteristic	Tolerance ⁽¹⁾
Asphalt Binder Content (%)	Target ± 0.55
Passing No. 200 Sieve (%)	Target ± 1.50
Air Voids (%)	2.30 – 6.00
Density (minimum % G_{mm}) ⁽²⁾	89.50
(1) Tolerances for sample size of $n = 1$ from the verified mix design	
(2) Based on an average of three to five randomly located cores	

334-5.5 Verification Testing: In order to determine the validity of the Contractor's QC test results prior to their use in the Acceptance decision, the Engineer will run verification tests.

334-5.5.1 Plant Testing: At the completion of each LOT, the Engineer will test a minimum of one Verification split sample randomly selected from the LOT. Results of the testing and analysis for the LOT will be made available to the Contractor within one working day from the time the LOT is completed. Verification samples shall be reheated at the target roadway compaction temperature for 1-1/2 hours, plus or minus 5 minutes, reduced to the appropriate testing size, and conditioned and tested as described in 334-5.1.1. In lieu of the 1-1/2 hours reheating procedure, the mixture may be reheated to within plus or minus 20°F of the roadway compaction temperature using a microwave oven. Stir the mixture as necessary during the reheating process to maintain temperature uniformity. Subsequently, condition and test the mixture as described in 334-5.1.1.

The Verification test results will be compared with the QC test results based on the between-laboratory precision values shown in Table 334-7.

Table 334-7 Between-Laboratory Precision Values	
Property	Maximum Difference
G_{mm}	0.016
G_{mb} (gyratory compacted samples)	0.022
G_{mb} (roadway cores)	0.014
P_b	0.44%
P-200	FM 1-T 030 (Figure 2)
P-3	FM 1-T 030 (Figure 2)

If all of the specified mix characteristics compare favorably, then the LOT will be accepted, with payment based on the Contractor's QC test data for the LOT.

If any of the results do not compare favorably, then the Resolution

samples from the LOT will be sent to the Resolution laboratory for testing, as described in 334-5.6.

334-5.5.2 Roadway Testing: At the completion of each LOT, the Engineer will determine the density (G_{mb}) of each core (previously tested by QC) as described in 334-5.1.1 from the same subplot as the plant samples. For situations where roadway density is not required for the random subplot chosen, then another subplot shall be randomly chosen for roadway density cores only. Results of the testing and analysis for the LOT will be made available to the Contractor within one working day from the time the LOT is completed.

The individual Verification test results will be compared with individual QC test results by the Engineer based on the between-laboratory precision values given in Table 334-7.

If each of the core test results compare favorably, then the LOT will be accepted with respect to density, with payment based on the Contractor's QC test data for the LOT.

If any of the results do not compare favorably, then the core samples from the LOT will be sent to the Resolution laboratory for testing as specified in 334-5.6.

334-5.6 Resolution System:

334-5.6.1 Plant Samples: In the event of an unfavorable comparison between the Contractor's QC test results and the Engineer's Verification test results on any of the properties identified in Table 334-7, the Resolution laboratory will test all of the split samples from the LOT for only the property (or properties) in question. Resolution samples shall be reheated at the target roadway compaction temperature for 1-1/2 hours, plus or minus 5 minutes, reduced to the appropriate testing size, and conditioned and tested as described in 334-5.1.1. In lieu of the 1 1/2 hours reheating procedure, the mixture may be reheated to within plus or minus 20°F of the roadway compaction temperature using a microwave oven. Stir the mixture as necessary during the reheating process to maintain temperature uniformity. Subsequently, condition and test the mixture as described in 334-5.1.1.

334-5.6.2 Roadway Samples: In the event of an unfavorable comparison between the Contractor's QC test data and the Engineer's Verification test data on the density results, the Resolution laboratory will test all of the cores from the LOT. Testing will be as described in 334-5.1.1.

334-5.6.3 Resolution Determination: The Resolution test results (for the property or properties in question) will be compared with the QC test results based on the between-laboratory precision values shown in Table 334-7.

If the Resolution test results compare favorably with all of the QC results, then acceptance and payment for the LOT will be based on the QC results, and the Department will bear the costs associated with Resolution testing. No additional compensation, either monetary or time, will be made for the impacts of any such testing.

If the Resolution test results do not compare favorably with all of the QC results, then acceptance and payment for the LOT will be based on the Resolution test data for the LOT, and the costs of the Resolution testing will be deducted from monthly estimates. No additional time will be granted for the impacts of any such testing.

In addition, the material failure requirements of 334-5.4.4 apply to the Resolution test data. Address any material

represented by the failing test results in accordance with 334-5.9.5. For this situation, the LOT will be limited to a maximum Pay Factor of 1.00 (as defined in 334-8.2) for all quality characteristics.

In the event of an unfavorable comparison between the Resolution test results and QC test results, make the necessary adjustments to assure that future comparisons are favorable.

334-5.7 Independent Verification (IV) Testing:

334-5.7.1 Plant: The Contractor shall provide sample boxes and take samples as directed by the Engineer for IV testing. Obtain enough material for three complete sets of tests (two samples for IV testing by the Engineer and one sample for testing by the Contractor). If agreed upon by both the Engineer and the Contractor, only one sample for IV testing by the Engineer may be obtained. IV samples will be reheated at the target roadway compaction temperature for 1-1/2 hours, plus or minus 5 minutes, reduced to the appropriate testing size, and conditioned and tested as described in 334-5.1.1. The Contractor's split sample, if tested immediately after sampling, shall be reduced to the appropriate testing size, and conditioned and tested as described in 334-5.1.1. If the Contractor's sample is not tested immediately after sampling, then the sample shall be reheated at the target roadway compaction temperature for 1 1/2 hours, plus or minus 5 minutes, reduced to the appropriate testing size, and conditioned and tested as described in 334-5.1.1. For the IV and Contractor's samples, in lieu of the 1-1/2 hours reheating procedure, the mixture may be reheated to within plus or minus 20°F of the roadway compaction temperature using a microwave oven. Stir the mixture as necessary during the reheating process to maintain temperature uniformity. Subsequently, condition and test the mixture as described in 334-5.1.1. The Contractor's test results shall be provided to the Engineer within one working day from the time the sample was obtained.

If any of the IV test results do not meet the requirements of Table 334-6, then a comparison of the IV test results and the Contractor's test results, if available, will be made. If a comparison of the IV test results and the Contractor's test results meets the precision values of Table 334-7 for the material properties in question, or if the Contractor's test results are not available, then the IV test results are considered verified and the Contractor shall cease production of the asphalt mixture until the problem is adequately resolved (to the satisfaction of the Engineer), unless it can be demonstrated to the satisfaction of the Engineer that the problem can immediately be (or already has been) resolved. Address any material represented by the failing test results in accordance with 334-5.9.5.

If a comparison of the IV test results and the Contractor's test results does not meet the precision values of Table 334-7 for the material properties in question, then the second IV sample shall be tested by the Engineer for the material properties in question. If a comparison between the first and second IV test results does not meet the precision values of Table 334-7 for the material properties in question, then the first IV test results are considered unverified for the material properties in question and no action shall be taken, with the following exception: if the first and second IV test results do not meet the precision values of Table 334-7 and the first IV test result and Contractor's test result do not meet the precision values of Table 334-7, yet all three test results do not meet the requirements of Table 334-6, then address any material represented by the failing test results in accordance with 334-5.9.5.

If a comparison between the first and second IV test results meets the precision values of Table 334-7 for the material properties in question, then the first IV sample is considered verified and the Contractor shall cease production of the asphalt mixture until the problem is adequately resolved (to the satisfaction of the Engineer), unless it can be demonstrated to the satisfaction of the Engineer that the problem can immediately be (or already has been) resolved. Address any material represented by the failing test results in accordance with 334-5.9.5.

The Engineer has the option to use the IV sample for comparison testing as specified in 334-6.

334-5.7.1.1 Asphalt Binder and Mixture Sampling for Determination of Asphalt Binder Quality: At the Department's request, obtain an asphalt binder sample from the asphalt plant storage tank and a corresponding asphalt mixture sample using binder from the same storage tank. Samples of asphalt binder and mixture shall be sampled the same day. The asphalt binder from the storage tank and the asphalt binder recovered from the asphalt mixture will be tested by the Department for compliance with Contract Documents.

334-5.7.2 Roadway: Obtain five 6-inch diameter roadway cores within 24 hours of placement, as directed by the Engineer, for IV testing. In situations where it is impractical to cut five cores per subplot, obtain a minimum of three cores per subplot at random locations, as identified by the Engineer. These independent cores will be obtained from the same LOTs and sublots as the Independent Verification Plant samples, or as directed by the Engineer. The density of these cores will be obtained as described in 334-5.1.1. If the average of the results for the subplot does not meet the requirements of Table 334-6 for density, then a comparison of the IV G_{mm} test results and the Contractor's G_{mm} test results, if available, will be made in accordance with the procedure provided in 334-5.7.1. Address any material represented by the failing test results in accordance with 334-5.9.5.

334-5.8 Surface Tolerance: The asphalt mixture will be accepted on the roadway with respect to surface tolerance in accordance with the applicable requirements of 330-9.

334-5.9 Minimum Acceptable Quality Levels:

334-5.9.1 PFs Below 0.90: In the event that an individual pay factor for any quality characteristic of a LOT falls below 0.90, take steps to correct the situation and report the actions to the Engineer. In the event that the pay factor for the same quality characteristic for two consecutive LOTs is below 0.90, cease production of the asphalt mixture until the problem is adequately resolved (to the satisfaction of the Engineer), unless it can be demonstrated to the satisfaction of the Engineer that the problem can immediately be (or already has been) resolved.

Actions taken must be approved by the Engineer before production resumes.

334-5.9.2 CPFs Less Than 0.90 and Greater Than or Equal to 0.80: If the composite pay factor for the LOT is less than 0.90 and greater than or equal to 0.80, cease production of the asphalt mixture until the problem is adequately resolved (to the satisfaction of the Engineer), unless it can be demonstrated to the satisfaction of the Engineer that the problem can immediately be (or already has been) resolved. Actions taken must be approved by the Engineer before production resumes.

334-5.9.3 CPFs Less Than 0.80 and Greater Than or Equal to 0.75: If the CPF for the LOT is less than 0.80 and greater than or equal to 0.75, address the defective

REV. 01/01/2022

material in accordance with 334-5.9.5.

334-5.9.4 CPFs Less Than 0.75: If the CPF for the LOT is less than 0.75, remove and replace the defective LOT at no cost to the Department, or as approved by the Engineer.

334-5.9.5 Defective Material: Assume responsibility for removing and replacing all defective material placed on the project, at no cost to the Department.

As an exception to the above and upon approval of the Engineer, obtain an engineering analysis in accordance with Section 6 by an independent laboratory (as approved by the Engineer) to determine the disposition of the material. The engineering analysis must be signed and sealed by a Professional Engineer licensed in the State of Florida.

The Engineer may determine that an engineering analysis is not necessary or may perform an engineering analysis to determine the disposition of the material.

Any material that remains in place will be accepted with a CPF as determined by 334-8, or as determined by the Engineer.

If the defective material is due to a gradation, asphalt binder content or density failure, upon the approval of the Engineer the Contractor may perform delineation tests on roadway cores in lieu of an engineering analysis to determine the limits of the defective material that may require removal and replacement. Prior to any delineation testing, all sampling locations shall be approved by the Engineer. All delineation sampling and testing shall be monitored and verified by the Engineer. For materials that are defective due to air voids, an engineering analysis is required.

When evaluating defective material by engineering analysis or delineation testing, at a minimum, evaluate all material located between passing QC, PC or IV test results. Exceptions to this requirement shall be approved by the Engineer.

334-6 Comparison Testing.

At the start of the project (unless waived by the Engineer) and at other times as determined necessary by the Engineer, provide split samples for comparison testing with the Engineer. The purpose of these tests is to verify that the testing equipment is functioning properly and that the testing procedures are being performed correctly. In the event that the Engineer determines that there is a problem with the Contractor's testing equipment and/or testing procedures, immediately correct the problem to the Engineer's satisfaction. In the event that the problem is not immediately corrected, cease production of the asphalt mixture until the problem is adequately resolved to the satisfaction of the Engineer.

If so agreed to by both the Contractor and the Engineer, the split sample used for comparison testing may also be used for the QC sample. The split sample used for comparison testing must also meet the requirements for IV testing described in 334-5.7.

334-7 Method of Measurement.

For the work specified under this Section (including the pertinent provisions of Sections 320 and 330), the quantity to be paid for will be the weight of the mixture, in tons. For each pay item, excluding overbuild, the pay quantity will be based on the quantity placed on the project, limited to 105% of the adjusted plan quantity for the pay item. The adjusted plan quantity will be determined by dividing the pay item's original plan quantity (including any Engineer approved quantity revisions) by the design G_{mm} stated in 334-1.4, then multiplying it by the tonnage-weighted average G_{mm} of the mixes used for the pay item.

The bid price for the asphalt mix will include the cost of the liquid asphalt and the

REV. 01/01/2022

tack coat application as directed in 300-8. There will be no separate payment or unit price adjustment for the asphalt binder material in the asphalt mix. For the calculation of unit price adjustments of bituminous material, the average asphalt content will be based on the percentage specified in 92.1.2. The weight will be determined as provided in 320-3.2 (including the provisions for the automatic recordation system).

Prepare and submit a Certification of Quantities to the Engineer in accordance with 92.1.2.

334-8 Basis of Payment.

334-8.1 General: Price and payment will be full compensation for all the work specified under this Section (including the applicable requirements of Sections 320 and 330).

334-8.4 Payment: Payment will be made under:

Item No. 334- 1- Superpave Asphaltic Concrete - per ton.

**SECTION 337 - ASPHALT CONCRETE FRICTION COURSES, QUALITY ASSURANCE
AND ACCEPTANCE PROCEDURES (LCDOT REV 02/21/2022)**

Section 337: The following Section shall be added in its entirety:

**SECTION 337
ASPHALT CONCRETE FRICTION COURSES**

337-I Description.

Construct an asphalt concrete friction course pavement with the type of mixture specified in the Contract Documents, or when offered as alternates, as selected. This Section specifies mixes designated as FC-5, FC-9.5, and FC-12.5.

Obtain Superpave asphalt concrete friction course from a plant that is currently on the Department's Production Facility Listing. Producers seeking inclusion on the list shall meet the requirements of Section 105. Producers must meet the plant and equipment requirements of Section 320, as modified herein. Meet the general construction requirements of Section 330, as modified herein.

337-2 Materials.

337-2.1 General Requirements: Meet the requirements specified in Division III as modified herein. The Engineer will base continuing approval of material sources on field performance. Warm mix technologies (additives, foaming techniques, etc.) listed on the Department's website may be used in the production of the mix. The URL for obtaining this information is: <https://www.fdot.gov/materials/mac/default.shtm>.

337-2.2 Asphalt Binder: Meet the requirements of Section 916, and any additional requirements or modifications specified herein for the various mixtures.

337-2.3 Coarse Aggregate: Meet the requirements of Section 901, and any additional requirements or modifications specified herein for the various mixtures.

337-2.4 Fine Aggregate: Meet the requirements of Section 902, and any additional requirements or modifications specified herein for the various mixtures.

337-2.5 Hydrated Lime: Meet the requirements of AASHTO M 303-89 (2019), Type 1. Provide certified test results for each shipment of hydrated lime indicating compliance with the specifications.

337-2.6 Liquid Anti-Strip Additive: Meet the requirements of 916-4 and be listed on the Department's Approved Product List (APL).

337-2.7 Fiber Stabilizing Additive (Required for FC-5 only): Use either a mineral or cellulose fiber stabilizing additive. Meet the following requirements:

337-2.7.1 Mineral Fibers: Use mineral fibers (made from virgin basalt, diabase, or slag) treated with a cationic sizing agent to enhance the disbursement of the fiber, as well as to increase adhesion of the fiber surface to the bitumen. Meet the following requirements for physical properties:

1. Size Analysis

Average fiber length: 0.25 inch (maximum)

Average fiber thickness: 0.0002 inch (maximum)

2. Shot Content (ASTM C612-10)

Percent passing No. 60 Sieve: 90 - 100

Percent passing No. 230 Sieve: 65 - 100

Provide certified test results for each batch of fiber material indicating compliance with the above tests.

337-2.7.2 Cellulose Fibers: Use cellulose fibers meeting the following requirements:

1. Fiber length: 0.25 inch (maximum)

2. Sieve Analysis

a. Alpine Sieve Method

Percent passing No. 100 sieve: 60-80

b. Ro-Tap Sieve Method

Percent passing No. 20 sieve: 80-95

Percent passing No. 40 sieve: 45-85

Percent passing No. 100 sieve: 5-40

3. Ash Content: 18% non-volatiles (plus or minus 5%)

4. pH: 7.5 (plus or minus 1.0)

5. Oil Absorption: 5.0% (plus or minus 1.0) (times fiber weight)

6. Moisture Content: 5.0% by weight (maximum)

Provide certified test results for each batch of fiber material indicating compliance with the above tests.

337-3 General Composition of Mixes.

337-3.1 General: Use a bituminous mixture composed of aggregate (coarse, fine, or a mixture thereof), asphalt binder, and in some cases, fibers and/or hydrated lime. Size, uniformly grade and combine the aggregate fractions in such proportions that the resulting mix meets the requirements of this Section.

337-3.2 Specific Component Requirements by Mix:

337-3.2.1 FC-5:

337-3.2.1.1 Aggregates: Use an aggregate blend which consists of either 100% crushed granite and/or granitic gneiss or 100% crushed limestone and/or crushed shell rock. Do not blend granite and/or granitic gneiss with limestone and/or shell rock for FC-5 mixtures.

A list of aggregates approved for use in friction course may be available on the Department's website. The URL for obtaining this information, if available, is: <https://mac.fdot.gov/>.

337-3.2.1.2 Asphalt Binder: Use an asphalt binder as called for in the Contract Documents meeting the requirements of Section 916. High polymer binder may be substituted in a mixture with PG 76-22 binder at no additional cost to the Department.

337-3.2.1.3 Hydrated Lime: Add the lime at a dosage rate of 1.0% by weight of the total dry aggregate to mixes containing granite or granitic gneiss from Georgia or Alabama. Add the lime at a dosage of 1.5% by weight of the total dry aggregate to mixes containing any amount of granite from Nova Scotia.

337-3.2.1.4 Liquid Anti-Strip Additive: Use a liquid anti-strip additive at the approved dosage rate as indicated on the APL for all mixtures.

337-3.2.1.5 Fiber Stabilizing Additive: Add either mineral fibers at a dosage rate of 0.4% by weight of the total mix, or cellulose fibers at a dosage rate of 0.3% by weight of total mix.

337-3.2.2 FC-9.5 and FC-12.5:

337-3.2.2.1: Aggregates: Use an aggregate blend of approved friction course aggregates that consists of crushed granite, crushed granitic gneiss, crushed limestone, crushed shell rock, or a combination of the above. As an exception, mixes that contain a minimum of 60% of approved friction course aggregates of crushed granite and/or crushed granitic gneiss may either contain: up to 40% fine aggregate from other sources of aggregate not approved for friction courses or a combination of up to 20% RAP and the remaining fine aggregate from other sources of aggregate not approved for friction courses. Mixtures utilizing High Polymer (HP) binder are not allowed to contain RAP.

A list of aggregates approved for use in friction course may be available on the Department's website. The URL for obtaining this information, if available, is: <https://mac.fdot.gov/>.

337-3.2.2.2: Asphalt Binder: Use an asphalt binder as called for in the Contract Documents meeting the requirements of Section 916. High polymer binder may be substituted in a mixture with PG 76-22 binder at no additional cost to the Department.

337-3.3 Grading Requirements:

337-3.3.1 FC-5: Use a mixture having a gradation at design within the ranges shown in Table 337-1.

Table 337-1 FC-5 Gradation Design Range									
3/4 inch	1/2 inch	3/8 inch	No. 4	No. 8	No. 16	No. 30	No. 50	No. 100	No. 200
100	85-100	55-75	15-25	5-10	--	--	--	--	2-5

337-3.3.2 FC-9.5: Meet the design gradation requirements for a SP-9.5 Superpave fine mix as defined in 334-3.2.2.

337-3.3.3 **FC-12.5:** Meet the design gradation requirements for a SP-12.5 Superpave fine mix as defined in 334-3.2.2.

337-4 Mix Design.

337-4.1 **FC-5:** The Department will design the FC-5 mixtures. Furnish the materials and all appropriate information (source, gradation, etc.) as specified in 334-3.2.7. The Department will have three weeks to design the mix.

The Department will establish the design binder content for FC-5 within the following ranges based on aggregate type:

Aggregate Type	Binder Content
Crushed Granite and/or Granitic Gneiss	5.5 - 7.5
Crushed Limestone and/or Shell Rock	6.0 - 8.0

337-4.2 **FC-9.5 and FC-12.5:** Provide a mix design conforming to the requirements of 334-3.2 unless otherwise designated in the plans.

337-4.3 **Revision of Mix Design:** For FC-5, FC-9.5 and FC-12.5, meet the requirements of 334-3.3. For FC-5, all revisions must fall within the gradation limits defined in Table 337-1.

337-5 Contractor's Process Control.

Provide the necessary process control of the friction course mix and construction in accordance with the applicable provisions of 320-2, 330-2 and 334-4.

The Engineer will monitor the spread rate periodically to ensure uniform thickness. Perform quality control procedures for daily monitoring and control of spread rate variability. If the spread rate varies by more than 5% of the spread rate set by the Engineer in accordance with 337-8, immediately make all corrections necessary to bring the spread rate into the acceptable range.

337-6 Acceptance of the Mixture.

337-6.1 FC-9.5 and FC-12.5: Meet the requirements of 334-5.

337-6.2 FC-5: Meet the requirements of 334-5 with the following exceptions:

1. The mixture will be accepted with respect to gradation ($P_{3/8}$, P_4 , and P_8), and asphalt binder content (P_b) only.
2. Testing in accordance with AASHTO T 312-19 and FM 1-T 209 (and conditioning prior to testing) will not be required as part of 334-5.1.1.
3. The standard LOT size of FC-5 will be 2,000 tons, with each LOT subdivided into four equal sublots of 500 tons each.
4. The Between-Laboratory Precision Values described in Table 334-7 are modified to include ($P_{3/8}$, P_4 , and P_8) with a maximum difference per FM 1-T 030 (Figure 2).
5. Table 334-6 (Master Production Range) is replaced by Table 337-2.
6. The mixture will be accepted on the roadway with respect to surface tolerance in accordance with 334-5.8. No density testing will be required for these mixtures.

Table 337-2 FC-5 Master Production Range	
Characteristic	Tolerance (1)
Asphalt Binder Content (%)	Target \pm 0.60
Passing 3/8 inch Sieve (%)	Target \pm 7.50
Passing No. 4 Sieve (%)	Target \pm 6.00
Passing No. 8 Sieve (%)	Target \pm 3.50
(1) Tolerances for sample size of n = 1 from the verified mix design	

337-6.2.1 Individual Test Tolerances for FC-5 Production: Terminate the LOT if any of the following Quality Control (QC) failures occur:

1. An individual test result of a subplot for asphalt binder content does not meet the requirements of Table 337-2,
2. Two consecutive test results within the same LOT for gradation on any of the following sieve sizes (P_{3/8}, P₄, and P₈) do not meet the requirements of Table 337-2. The two consecutive failures must be on the same sieve.

When a LOT is terminated due to a QC failure, stop production of the mixture until the problem is resolved to the satisfaction of the QC Managers and/or Asphalt Plant Level II Technicians responsible for the decision to resume production after a QC failure, as identified in Section 105. In the event that it can be demonstrated that the problem can immediately be or already has been resolved, it will not be necessary to stop production. When a LOT is terminated, make all necessary changes to correct the problem. Do not resume production until appropriate corrections have been made. Inform the Engineer of the problem and corrections made to correct the problem. After resuming production, sample and test the material to verify that the changes have corrected the problem. Summarize this information and provide it to the Engineer prior to the end of the work shift when production resumes.

In the event that a QC failure is not addressed as defined above, the Engineer's approval will be required prior to resuming production after any future QC failures.

Address any material represented by a failing test result in accordance with 334-5.9.5. Any LOT terminated under this Subarticle will be limited to a maximum Pay Factor of 1.00 (as defined in 337-12.3) for each quality characteristic.

337-7 Special Construction Requirements.

337-7.1 Hot Storage of FC-5 Mixtures: When using surge or storage bins in the normal production of FC-5, do not leave mixtures containing mineral fibers in the surge or storage bin for more than one hour. Do not leave mixtures containing cellulose fibers in the surge or storage bin for more than 1-1/2 hours.

337-7.2 Longitudinal Grade Controls for Open-Graded Friction Courses: On FC-5, use either longitudinal grade control (skid, ski or traveling stringline) or a joint matcher.

337-7.3 Temperature Requirements for FC-5:

337-7.3.1 Air Temperature at Laydown: Meet the requirements of Table 330-1.

337-7.3.2 Temperature of the Mix: Heat and combine the asphalt binder and aggregate in a manner to produce a mix having a temperature, when discharged from the plant, meeting the requirements of 320-6.3. Meet all requirements of 330-6.1.3 at the roadway. The target mixing temperature shall be established by the Contractor. The target mixing temperature may be reduced when using warm mix technology.

337-7.4 Compaction of FC-5: Provide two, static steel-wheeled rollers, with an effective compactive weight in the range of 135 to 200 pounds per linear inch (PLI), determined as follows:

$$\text{PLI} = \frac{\text{Total Weight of Roller (pounds)}}{\text{Total Width of Drums (inches)}}$$

(Any variation of this equipment requirement must be approved by the Engineer.) Establish an appropriate rolling pattern for the pavement in order to effectively seat the mixture without crushing the aggregate. In the event that the roller begins to crush the aggregate, reduce the number of coverages or the PLI of the rollers. If the rollers continue to crush the aggregate, use a tandem steel-wheel roller weighing not more than 135 PLI of drum width.

337-7.5 Temperature Requirements for FC-9.5 and FC-12.5:

337-7.5.1 Air Temperature at Laydown: Meet the requirements of Table 330-1.

337-7.5.2 Temperature of the Mix: Heat and combine the asphalt binder and aggregate in a manner to produce a mix having a temperature, when discharged from the plant, meeting the requirements of 320-6.3. Meet all requirements of 330-6.1.3 at the roadway.

337-7.6 Prevention of Adhesion: To minimize adhesion to the drum during the rolling operations, the Contractor may add a small amount of liquid detergent to the water in the roller.

At intersections and in other areas where the pavement may be subjected to cross traffic before it has cooled, spray the approaches with water to wet the tires of the approaching vehicles before they cross the pavement.

337-7.7 Transportation Requirements of Friction Course Mixtures: Cover all loads of friction course mixtures with a tarpaulin, or waterproof cover, meeting requirements of 320-7. **337-8 Thickness of Friction Courses.**

337-8.1 FC-9.5 and FC-12.5: The thickness of the friction course layer will be the plan thickness as shown in the Contract Documents. For construction purposes, the plan thickness will be converted to spread rate as defined in 334-1.4.

Plan quantities are based on a G_{mm} of 2.540, corresponding to a spread rate of 110 lb/yd²-in. Pay quantities will be based on the actual maximum specific gravity of the mix being used.

337-8.2 FC-5: The total thickness of the FC-5 layer will be the plan thickness as shown in the Contract Documents. For construction purposes, the plan thickness will be converted to spread rate based on the combined aggregate bulk specific gravity of the asphalt mix being used as shown in the following equation:

$$\text{Spread rate (lb/yd}^2\text{)} = t \times G_{sb} \times 40.5$$

Where: t = Thickness (in.) (Plan thickness)

G_{sb} = Combined aggregate bulk specific gravity from the verified mix design

The weight of the mixture shall be determined as provided in 320-3.2.

Plan quantities are based on a G_{sb} of 2.635, corresponding to a spread rate of 80 pounds per square yard for a 3/4 inch layer. Pay quantities will be based on the actual combined aggregate bulk specific gravity (G_{sb}) of the mix being used.

337-9 Special Equipment Requirements for FC-5.

337-9.1 Fiber Supply System: Use a separate feed system to accurately proportion the required quantity of fibers into the mixture in such a manner that uniform distribution is obtained. Interlock the proportioning device with the aggregate feed or weigh system to maintain the correct proportions for all rates of production and batch sizes. Control the proportion of fibers to within plus or minus 10% of the amount of fibers required. Provide flow indicators or sensing devices for the fiber system, interlocked with plant controls so that the mixture production will be interrupted if introduction of the fiber fails.

When a batch plant is used, add the fiber to the aggregate in the weigh hopper or as approved and directed by the Engineer. Increase the batch dry mixing time by 8 to 12 seconds, or as directed by the Engineer, from the time the aggregate is completely emptied into the pugmill. Ensure that the fibers are uniformly distributed prior to the addition of asphalt binder into the pugmill.

When a drum-mix plant is used, add and uniformly disperse the fiber with the aggregate prior to the addition of the asphalt binder. Add the fiber in such a manner that it will not become entrained in the exhaust system of the drier or plant.

337-9.2 Hydrated Lime Supply System: For FC-5 mixes containing granite, use a separate feed system to accurately proportion the required quantity of hydrated lime into the mixture in such a manner that uniform coating of the aggregate is obtained prior to the addition of the asphalt binder. Add the hydrated lime in such a manner that it will not become entrained in the exhaust system of the drier or plant. Interlock the proportioning device with the aggregate feed or weigh system to maintain the correct proportions for all rates of production and batch sizes and to ensure that all mixture produced is properly treated with hydrated lime. Control the proportion of hydrated lime to within plus or minus 10% of the amount of hydrated lime required. Provide and interlock flow indicators or sensing devices for the hydrated lime system with plant controls so that the mixture production will be interrupted if introduction of the hydrated lime fails. The addition of the hydrated lime to the aggregate may be accomplished by Method A or B as follows:

337-9.2.1 Method A - Dry Form: Add hydrated lime in a dry form to the mixture according to the type of asphalt plant being used.

When a batch plant is used, add the hydrated lime to the aggregate in the weigh hopper or as approved and directed by the Engineer. Increase the batch dry mixing time by eight to twelve seconds, or as directed by the Engineer, from the time the aggregate is completely emptied into the pugmill. Uniformly distribute the hydrated lime prior to the addition of asphalt binder into the pugmill.

When a drum-mix plant is used, add and uniformly disperse the hydrated lime to the aggregate prior to the addition of the asphalt binder. Add the hydrated lime in such a manner that it will not become entrained in the exhaust system of the drier or plant.

337-9.2.2 Method B - Hydrated Lime/Water Slurry: Add the required quantity of

REV. 01/01/2022

hydrated lime (based on dry weight) in a hydrated lime/water slurry form to the aggregate. Provide a solution consisting of hydrated lime and water in concentrations as directed by the Engineer. Use a plant equipped to blend and maintain the hydrated lime in suspension and to mix it with the aggregates uniformly in the proportions specified.

337-9.3 Hydrated Lime Pretreatment: For FC-5 mixes containing granite, as an alternative to 337-9.2, pretreat the aggregate with hydrated lime prior to incorporating the aggregate into the mixture. Use a feed system to accurately proportion the aggregate and required quantity of hydrated lime, and mix them in such a manner that uniform coating of the aggregate is obtained. Control the proportion of hydrated lime to within plus or minus 10% of the amount required. Aggregate pretreated with hydrated lime in this manner shall be incorporated into the asphalt mixture within 45 days of pretreatment.

337-9.3.1 Hydrated Lime Pretreatment Methods: Pretreat the aggregate using one of the following two methods:

Pretreatment Method A - Dry Form: Add the required quantity of hydrated lime in a dry form to the aggregate. Assure that the aggregate at the time of pretreatment contains a minimum of 3% moisture over saturated surface dry (SSD) conditions. Utilize equipment to accurately proportion the aggregate and hydrated lime and mix them in such a manner as to provide a uniform coating.

Pretreatment Method B - Hydrated Lime/Water Slurry: Add the required quantity of hydrated lime (based on dry weight) in a hydrated lime/water slurry form to the aggregate. Provide a solution consisting of hydrated lime and water in a concentration to provide effective treatment. Use equipment to blend and maintain the hydrated lime in suspension, to accurately proportion the aggregate and hydrated lime/water slurry, and to mix them to provide a uniform coating.

337-9.3.2 Blending QC Records: Maintain adequate QC records for the Engineer's review for all pretreatment activities. Include as a minimum the following information (for each batch or day's run of pretreatment): pretreatment date, aggregate certification information, certified test results for the hydrated lime, aggregate moisture content prior to blending, as-blended quantities of aggregate and hydrated lime, project number, customer name, and shipping date.

337-9.3.3 Certification: In addition to the aggregate certification, provide a certification with each load of material delivered to the hot mix asphalt plant, that the material has been pretreated in conformance with these specifications. Include also the date the material was pretreated.

337-10 Failing Material.

Meet the requirements of 334-5.9. For FC-5, use the Master Production Range defined in Table 337-2 in lieu of Table 334-6.

337-11 Method of Measurement.

For the work specified under this Section (including the pertinent provisions of Sections 320 and 330), the quantity to be paid for will be the weight of the mixture, in tons. For each pay item, the pay quantity will be based on the quantity placed on the project, limited to 105% of the adjusted plan quantity for the pay item. For dense-graded mixes, the adjusted plan quantity will be determined by dividing the pay item's original plan quantity (including any Engineer approved quantity revisions) by the design G_{mm} stated in 334-1.4, then multiplying it by the tonnage-weighted average G_{mm} of the mixes used for the pay

item. For open graded mixes, the adjusted plan quantity will be determined by dividing the pay item's original plan quantity (including any Engineer approved quantity revisions) by the design G_{sb} stated in 337-8.2, then multiplying it by the tonnage-weighted average G_{sb} of the mixes used for the pay item.

The bid price for the asphalt mix will include the cost of the asphalt binder (asphalt rubber (or polymer), asphalt cement, ground tire rubber, anti-stripping additive, blending and handling) and the tack coat application as directed in 300-8, as well as fiber stabilizing additive and hydrated lime (if required). There will be no separate payment or unit price adjustment for the asphalt binder material in the asphalt mix. The weight will be determined as provided in 320-3.2 (including the provisions for the automatic recordation system).

Prepare and submit a Certification of Quantities to the Engineer in accordance with 9-2.1.2.

337-12 Basis of Payment.

337-12.1 General: Price and payment will be full compensation for all the work specified under this Section (including the applicable requirements of Sections 320 and 330).

337-12.2 FC-9.5 and FC-12.5: Meet the requirements of 334-8.

337-12.3 FC-5: Meet the requirements of 334-8

337-12.4 Payment: Payment will be made under:

Item No. 337- 7- Asphaltic Concrete Friction Course - per ton.

SECTION 570 - PERFORMANCE TURF

Section 570: Delete Section 570 in its entirety and substitute the following:

SECTION 570 - SODDING OF DISTURBED AREAS

570-1 Description.

Establish a growing, healthy turf over the disturbed areas designated by the Engineer using sod. Maintain all sodded areas until final acceptance of all contract work in accordance with Section 5-11.

570-2 Materials.

Meet the following requirements:

Turf Materials.....	Section 981
Fertilizer.....	Section 982
Water.....	Section 983

570-3 Construction Methods.

REV. 01/01/2022

570-3.1 General: Incorporate sod installation into the project at the earliest practical time.

Shape the areas to be sodded to the typical sections generally existing prior to overlay work. Sod variety matching the adjoining areas shall be used unless otherwise directed by the Engineer. Use the methods and materials necessary to establish and maintain the initial sodding until acceptance of the Contract work in accordance with 5-11. All permanent sodding shall be in place prior to final acceptance.

The Department will only pay for replanting as necessary due to factors determined by the Engineer to be beyond the control of the Contractor.

570-3.2 Sod. Place the sod on the prepared surface, with edges in close contact. Do not use sod which has been cut for more than 48 hours.

Place the sod to the edge of all landscape areas as shown in the Plans and as shown in the Design Standards.

Place rolled sod parallel with the roadway and cut any exposed netting even with the sod edge.

Remove and replace any sod as directed by the Engineer.

570-8 Method of Measurement.

The quantities to be paid for will be the authorized quantity in square yards of areas sodded for each sod variety. Any areas sodded without the express authorization of the Engineer will not be considered for payment. Quantities will be measured in place after sodding is completed and accepted.

570-9 Basis of Payment.

Prices and payments will be full compensation for all work and materials specified in this Section.

Payment will be made under:

Item No. 570- 9- 1 Sodding, Bahia – per square yard

Item No. 570- 9- 2 Sodding, Floratam – per square yard

SECTION 710 – PAINTED PAVEMENT MARKINGS

Section 710: Throughout the entire Section replace “gross mile” with “linear foot” or “linear feet”, as applicable. All painted pavement markings will be measured on a linear foot basis.

Subarticle 710-11.1: Add the following to the end of the paragraph: “Raised Pavement Markers will be paid for separately under Item No. 706- 03 Retroreflective Pavement Markers – per each. Pavement markings of a temporary nature used for maintenance of traffic purposes are not subject to payment under this provision, but shall be included in the cost of Item No. 102- 1 Maintenance of Traffic – lump sum.”

SECTION 711 – THERMOPLASTIC PAVEMENT MARKINGS

REV. 01/01/2022

Section 711: Throughout the Section replace “gross mile” with “linear foot” or “linear feet”, as applicable. All thermoplastic pavement markings will be measured on a linear foot basis.

Microsurfacing Specifications

335-1 Description.

Construct a micro surfacing pavement with the type of mixture specified in the Plans.

Micro surfacing is a mixture of polymer-modified emulsified asphalt, mineral aggregate, mineral filler, water, and other additives, properly proportioned, mixed and spread on a paved surface.

The mix shall be capable of being spread in variable thickness cross-sections (wedges, ruts, scratch courses and surfaces) which, after curing and initial traffic consolidation, resists compaction throughout the entire design tolerance range of asphalt binder content and variable thickness to be encountered. The end product shall maintain a skid-resistant surface in variable thick sections throughout the service life of the micro surfacing.

The mix shall be a quick-traffic system that will be able to accept straight rolling traffic one hour after application.

335-2 Materials.

335-2.1 Emulsified Asphalt:

335-2.1.1 General Requirements: Provide a quick-traffic, polymer-modified emulsified asphalt conforming to the requirements specified in AASHTO M 208 for CSS-1h as listed in Table 335-1. The cement mixing test shall be waived for this product.

The polymer material shall be co-milled into the asphalt or added to the emulsifier solution prior to the emulsification process. The amount of polymer modifier shall not be less than 3.0% polymer solids based on the asphalt content (by weight) and will be certified by the emulsified asphalt supplier.

The LCDOT may waive the five-day settlement test, provided job-stored emulsified asphalt is used within 36 hours from the time of the shipment or the stored material has had additional emulsified asphalt blended into it prior to use.

335-2.1.2 Quality Tests: The emulsified asphalt, and emulsified asphalt residue, shall meet the requirements of AASHTO M 208 for CSS-1h, with the additions noted in Table 335-1.

Table 335-1 Quality Tests for Emulsified Asphalt		
AASHTO Test No.	Emulsified Asphalt Property	Specification Requirements
AASHTO T 59	Residue after Distillation ⁽¹⁾	62% Minimum
AASHTO T 59	Cement Mixing	NONE
Quality Tests for Emulsified Asphalt Residue		
AASHTO T 53	Softening Point	135°F (57°C) Minimum
(1) Maintain the test temperature at 350°F (177°C) for 20 minutes.		

335-2.1.3 Sampling, Certification, and Verification: For the first load of emulsified asphalt produced for the project, the supplier shall submit a sample to the owning agency's designated laboratory for testing before use. When applicable, a

REV. 01/01/2022

pretest number will then be assigned by the designated laboratory, which shall be furnished with all emulsified asphalt delivered to the project.

At any time during application, LCDOT may sample and test all subsequent loads of emulsified asphalt delivered to the project to verify and determine compliance with specification requirements. Where these tests identify material outside specification requirements, LCDOT may require the supplier to cease shipment of that pre-tested product. Further shipment of that pre-tested product to the owning agency's projects will remain suspended until the cause of the problem is evaluated and corrected by the supplier to the satisfaction of LCDOT. Proper sampling and handling techniques are required, and the testing shall be completed within seven days of the sample being taken. Refer to AASHTO T 40 for emulsified asphalt sampling procedures.

335-2.2 Aggregate:

335-2.2.1 General: Use an aggregate consisting of 100% crushed stone. The aggregate shall be a crushed stone such as granite, slag, limestone, chat, or other high-quality aggregate, or a combination thereof. To assure the material is 100% crushed, the parent aggregate will be larger than the largest stone in the gradation used. Use aggregate source(s) from the list of aggregates available on the Florida Department of Transportation's website and also meeting the requirements of this specification. The URL for obtaining the list of aggregates is:

<ftp://ftp.dot.state.fl.us/fdot/smo/website/sources/frictioncourse.pdf>.

335-2.2.2 Aggregate Quality Tests: In addition to the requirements of FDOT Standard Specification Sections 901 and 902, meet the minimum aggregate requirements of Table 335-2.

Table 335-2 Quality Tests for Aggregate		
AASHTO Test No.	Aggregate Property	Specification Requirements
AASHTO T 176	Sand Equivalent	65 Minimum
AASHTO T 104	Soundness	15% Maximum using Na ₂ SO ₄ or 25% Maximum using MgSO ₄
AASHTO T 96	Abrasion Resistance ⁽¹⁾	30% Maximum
(1) The abrasion test will be performed on the parent aggregate.		

335-2.2.3 Gradation Requirements: When tested in accordance with AASHTO T 27 and AASHTO T 11, the target (mix design) aggregate gradation, including the mineral filler, shall be within the gradation range for a Type II or Type III mixture shown in Table 335-3.

Table 335-3 Aggregate Gradation Requirements			
Sieve Size	Type II Mix Design Range Percent Passing	Type III Mix Design Range Percent Passing	Stockpile Tolerance from Mix Design Percent Passing
3/8 inch	100	100	N/A
No. 4	90 – 100	70 – 90	± 5%
No. 8	65 – 90	45 – 70	± 5%
No. 16	45 – 70	28 – 50	± 5%
No. 30	30 – 50	19 – 34	± 5%
No. 50	18 – 30	12 – 25	± 4%
No. 100	10 – 21	7 – 18	± 3%
No. 200	5 – 15	5 – 15	± 2%

The aggregate will be accepted from the stockpile located at the project. The stockpile will be accepted based on five quality control gradation tests conducted in accordance with AASHTO T 2 and one sand equivalency test conducted in accordance with AASHTO T 176. If the average of the five gradation tests is within the stockpile tolerances shown in Table 335-3 for all of the sieve sizes, and the one sand equivalent test meets the requirement shown in Table 335-2, then the stockpile is accepted. If the average of the five gradation tests is not within the stockpile tolerances shown in Table 335-3 for any sieve size, remove the stockpiled material and replace it with new aggregate or blend other aggregate sources with the stockpiled material. Aggregates used in blending must meet the quality tests shown in Table 335-2 before blending and must be blended in a manner to produce a consistent gradation and sand equivalent value. If the sand equivalent quality control test does not meet the criteria shown in Table 335-2, remove the stockpiled material and replace it with new aggregate. If new aggregate is obtained or blending of aggregates is performed resulting in an aggregate that is not represented by the mix design, submit a new mix design to LCDOT for approval prior to production of the mix.

The LCDOT may obtain stockpile samples at any time. If the average of five gradation tests conducted in accordance with AASHTO T 2 is not within the gradation tolerances shown in Table 335-3 for any sieve size, or if the sand equivalent value does not meet the requirements of Table 335-2, cease production until the problem is corrected to the satisfaction of LCDOT.

All stockpiled aggregates shall be screened at the stockpile area prior to delivery to the paving machine to remove oversize material and non-desirable particles. The screened aggregate will be placed directly into the nurse truck or into the micro surfacing mixing machine, depending on whether continuous or truck mounted machines are used. Screened aggregate may not be placed on the ground prior to mixture laydown.

335-2.3 Mineral Filler: Utilize non air-entrained Portland cement or hydrated lime that is free from lumps. The owner will accept the mineral filler by visual inspection. The type and amount of mineral filler shall be determined by a laboratory mix

REV. 01/01/2022

design and will be considered as part of the aggregate gradation. An increase or decrease of less than one percent mineral filler may be permitted during production if it is found to result in better consistency or set times. Any changes to the percentage of mineral filler must meet the requirements of Table 335-5.

335-2.4 Water: Utilize water that is potable and free of harmful soluble salts, reactive chemicals, or any other contaminants.

335-2.5 Additives: Additives may be added to the mixture or any of the component materials to provide control of quick-trafficking properties. The additives to be used should be indicated on the mix design and be compatible with the other components of the mix.

335-3 Mix Design.

Before work begins, the Contractor shall submit a mix design to LCDOT. The mix design must have been developed within the last year using the specific materials to be used on the project. Mix designs shall be developed by laboratories with experience in designing micro surfacing mixtures. When requested by LCDOT, the mix design shall be verified by an independent laboratory not affiliated with the emulsion supplier or the contractor. Verification shall include confirmation of the mix design results for wet cohesion and 1 hour wet track abrasion loss. Projects requiring rut filling, or multilayer application, shall also require lateral displacement confirmation.

Submit the proposed mix design with supporting test data indicating compliance with all mix design criteria. Allow LCDOT a maximum of one week to either conditionally verify or reject the mix design.

Meet the requirements provided in Table 335-4. After the mix design has been approved, no substitutions to the mix design will be permitted, unless approved by LCDOT. LCDOT will consider inadequate field performance of a mix as sufficient evidence that the properties of the mix related to the mix design have changed. The project will be stopped until it is demonstrated that those properties, or issues, have been sufficiently addressed.

Table 335-4 Mix Design Testing Requirements		
ISSA Test No.	Property	Specification Requirements
ISSA TB-139 ⁽¹⁾	Wet Cohesion: @ 30 Minutes Minimum (Set) @ 60 Minutes Minimum (Traffic)	12 kg-cm Minimum 20 kg-cm or Near Spin Minimum
ISSA TB-109	Excess Asphalt by Loaded Wheel Tester (LWT) Sand Adhesion	50 g/ft ² Maximum
ISSA TB-114	Wet Stripping	90% Minimum
ISSA TB-100	Wet-track Abrasion Loss: One-hour Soak Six-day Soak	50 g/ft ² Maximum 75 g/ft ² Maximum
ISSA TB-147	Lateral Displacement Specific Gravity after 1,000 Cycles of 125 lb.	5% Maximum 2.10 Maximum
ISSA TB-113 ⁽¹⁾	Mix Time @ 77°F (25°C)	Controllable to 120 Seconds Minimum
(1) The Cohesion test and Mixing Time test should be checked and reported for the highest temperatures expected during construction.		

The mix design must clearly show the proportions of aggregate, emulsified asphalt, mineral filler, water, and additive usage based on the dry weight of the aggregate. Meet the mix design component material requirements provided in Table 335-5.

Table 335-5 Mix Design Component Material Requirements	
Component Materials	Specification Requirements
Residual Asphalt	5.5 to 10.5% (by dry weight of aggregate)
Mineral Filler	0.5 to 3.0% (by dry weight of aggregate)
Polymer-based Modifier	Minimum of 3.0% (solids based on asphalt weight content)
Additives	As needed
Water	As required to produce proper mix consistency

The materials (aggregates, emulsion, mineral filler, and additives) must be from the same source, grade and type used to develop the approved mix design. Any substitutions or alternate supplies must be preapproved by LCDOT. Changes in the aggregate source or emulsion source requires re-validating the mix design and the performance properties. Blending, co-mingling and otherwise combining materials

from two or more sources, grades or types not noted in the approved Mix Design is strictly prohibited. Aggregate stockpiles and emulsion material should be located at or near the job site in sufficient quantity for the job or designated parts of the job.

335-4 Equipment.

335-4.1 General: Maintain all equipment, tools, and machines used in the performance of this work in satisfactory working condition at all times to ensure a high-quality product.

335-4.2 Mixing Equipment: Use a machine specifically designed and manufactured to place micro surfacing. Truck mounted and self-loading continuous machines are acceptable. Mix the material with an automatic-sequenced, self-propelled micro surfacing mixing machine. It shall be a continuous-flow mixing unit able to accurately deliver and proportion the mix components through a revolving multi-blade, double-shafted mixer and to discharge the mixed product on a continuous-flow basis. The machine shall have sufficient storage capacity for all mix components to maintain an adequate supply to the proportioning controls. Self-loading continuous machines shall be capable of loading materials while continuing to lay micro surfacing, thereby minimizing construction joints. Self-loading continuous machines shall be equipped to allow the operator to have full control of the forward and reverse speeds during applications of the micro surfacing material and shall be equipped with opposite-side driver stations to assist in alignment. The self-loading device, opposite-side driver stations, and forward and reverse speed controls shall be original equipment-manufacturer design.

335-4.3 Proportioning Device: Provide and properly mark individual volume or weight controls for proportioning each material to be added to the mix (i.e., aggregate, mineral filler, emulsified asphalt, additives, and water).

335-4.4 Spreading Equipment: Agitate and spread the mixture uniformly in the spreader box by means of twin-shafted paddles or spiral augers fixed in the spreader box. Provide a front seal to ensure no loss of the mixture at the road contact point. The rear seal shall act as a final strike-off and shall be adjustable. The spreader box and rear strike-off shall be so designed and operated that a uniform consistency is achieved and a free flow of material is provided to the rear strike-off. The spreader box shall have suitable means to hydraulically adjust the box width automatically while traveling behind the mixing unit, and be able to side shift the box to compensate for variations in the pavement geometry.

335-4.4.1 Secondary Strike-off: Provide a secondary strike-off to improve surface texture. The secondary strike-off shall have the same adjustments as the spreader box.

335-4.4.2 Rut-filling Equipment: When required by the plans, micro surfacing material may be used to fill ruts, utility cuts, depressions in the existing surface, etc. When rutting or deformation is less than 1/2 inch, a full width scratch course may be applied with the spreader box using a metal or stiff rubber strike-off. Ruts of 1/2 inch or greater in depth shall be filled independently with a rut-filling box, either five or six feet in width. Ruts that are in excess of 1-1/2 inch in depth may require multiple applications with the rut-filling box to restore the cross-section.

When a rut box is used, emulsified asphalt content may be reduced by 0.5% of the mix design target. Any reduction of emulsified asphalt content must be within

REV. 01/01/2022

the tolerance of the job mix formulation listed in the mix design. Material placed with the rut-filling box shall have a 1/4 inch crown to allow for traffic consolidation. Before placing subsequent lifts, allow all rut-filling material to cure under traffic for at least 24 hours.

335-4.5 Auxiliary Equipment: Provide suitable surface preparation equipment, traffic control equipment, hand tools, and any other support and safety equipment necessary to perform the work.

335-6 Calibration.

Calibrate each mixing unit to be used in the performance of the work in the presence of LCDOT prior to the start of construction. Previous calibration documentation covering the exact materials to be used may be acceptable, provided that no more than 60 days have lapsed. Document the individual calibration of each material at various settings, which can be related to the machine metering devices. Do not utilize any mixing unit on the project until the calibration has been completed and approved by LCDOT. Any component replacement affecting material proportioning requires that the machine be recalibrated. No machine will be allowed to work on the project until the calibration has been completed and accepted.

335-7 Weather Limitations.

Do not apply micro surfacing if either the pavement or air temperature is below 50°F and falling. Micro surfacing may be applied when both pavement and air temperatures are 45°F and rising. Do not apply micro surfacing when there is the possibility that the finished product will freeze within 24 hours. Do not apply micro surfacing in the rain or when there is standing water on the pavement. The mixture shall not be applied when weather conditions prevent opening to traffic within a reasonable amount of time, as determined by LCDOT.

335-8 Surface Preparation.

335-8.1 General: Remove any thermoplastic striping materials and retro-reflective pavement markers in the areas to be micro surfaced. Provide temporary striping as necessary to comply with plan requirements. Immediately prior to applying the micro surfacing, clear the surface of all loose material, silt spots, vegetation, and other material that will negatively affect the quality of the micro surfacing, utilizing any standard cleaning method. If water is used for cleaning, allow any unsealed cracks to dry thoroughly before applying micro surfacing. Protect manholes, valve boxes, drop inlets and other service entrances from the micro surfacing mixture by a suitable method. LCDOT will approve the surface preparation prior to micro surfacing. No loose aggregate, either spilled from the lay-down machine or existing on the road, will be permitted.

335-8.2 Cracks: If the plans call for crack filling prior to construction of the micro surfacing treatment, pre-treat any cracks in the surface of the pavement with a crack filler meeting the material requirements of FDOT Developmental Specification Section 305 prior to the application of the micro surfacing. Fill any cracks with a width greater than 1/4 inch. Do not overfill the cracks. Crack filling material must cure for a minimum of 30 days prior to application of the micro

REV. 01/01/2022

surfacing.

335-8.3 Rumble Strips: Where shoulders are not to be micro surfaced, prevent material from being applied to or entering any rumble strip depressions. If necessary, remove any material that enters the depressions. When rumble strips are to be micro surfaced, place a scratch course to fill the depressions prior to placing the final surface course.

335-8.4 Tack Coat: Place a tack coat on all concrete or brick pavement prior to constructing a micro surfacing course. In general, LCDOT will not require a tack coat on asphalt pavements except in areas that are extremely dry or raveled, as determined by LCDOT. If required, the tack coat should be type SS, type CSS, or the micro surfacing emulsified asphalt. It may consist of one part emulsified asphalt to three parts water and should be applied with a standard distributor. The distributor shall be capable of applying the dilution evenly at a rate of 0.05-0.15 gallons per square yard.

335-9 Test Strip.

Construct a test strip for LCDOT to evaluate. The test strip should be performed in similar conditions as those expected during actual application. The test strip shall be 1,000 feet in length at a location not associated with the project within reasonable proximity to the project staging area. The intention of the test strip is to assure adequate workmanship, aesthetics and that the cure time of the mixture is achievable when applied with the personnel, equipment and materials intended for use during execution of the project. Acceptable cure time is defined by the ability of the test strip to accept rolling traffic within one hour after placement. Full production may begin once the test strip has been accepted by LCDOT.

If LCDOT deems the test strip to be unacceptable, the Contractor shall make any necessary changes. Once LCDOT is satisfied that the cause of the problem has been remedied, the Contractor may resubmit a new test strip for evaluation.

335-10 Application.

335-10.1 General: Pre-wet the surface by fogging ahead of the spreader box with water. Adjust the rate of application of the fog spray to suit temperatures, surface texture, humidity, and dryness of the pavement.

The micro surfacing shall be of the desired consistency upon leaving the mixer. Carry a sufficient amount of material in all parts of the spreader box at all times so that complete coverage is obtained. Avoid overloading of the spreader box. Do not allow lumping, balling, or unmixed aggregate in the micro surfacing mixture.

Do not leave streaks, such as those caused by oversized aggregate, in the finished surface. If excess streaking develops, stop production until the situation has been corrected. Excessive streaking is defined as more than four drag marks greater than 1/2 inch wide and 4 inches long, or 1 inch wide and 3 inches long, in any 30 square yard area. Do not permit transverse ripples or longitudinal streaks of 1/4 inch in depth or greater, when measured by placing a 10 foot straight edge over the surface.

Tack Coat: Normally, tack coat is not required unless the surface to be covered is extremely dry and raveled or is concrete or brick. If required, the tack coat should consist of one part emulsified asphalt/three parts water and should be

REV. 01/01/2022

applied with a standard distributor. The emulsified asphalt should be SS or CSS grade. The distributor shall be capable of applying the dilution evenly at a rate of 0.05 to 0.10 gal/yd² (0.23 to 0.45 l/m²). The tack coat shall be allowed to cure sufficiently before the application of Microsurfacing. If a tack coat is to be required, there will be no pay as it will be incidental to construction.

335-10.2 Rate of Application: The average single application rate, as measured by the Contractor, shall be in accordance with Table 335-6, unless otherwise specified in the plans. Full width application rates must be maintained within plus or minus 2 pounds per square yard of the specified rate. Application rates are based upon the weight of dry aggregate in the mixture. The maximum thickness of any single layer of micro surfacing at the edge of the pavement shall be 1/4 inch.

AGGREGATE TYPE	LOCATION	SUGGESTED APPLICATION RATE ⁽¹⁾	
Type II	Collectors, Local Roads, and Airport Runways	Single Application: 15-21 lbs/yd ²	Double Application (two lifts): Bottom: 14-18 lbs/yd ² Top: 16-20 lbs/yd ² Total: 30-34 lbs/yd ²
	Scratch or Leveling Course	As Required --- 14 lb/yd ² (minimum)	
Type III	Interstate, Arterial Routes, and Wheel Ruts	Single Application: 18-26 lbs/yd ²	Double Application (two lifts): Bottom: 16-22 lbs/yd ² Top: 18-22 lbs/yd ² Total: 34-44 lbs/yd ²
	Scratch or Leveling Course	As Required --- 16 lb/yd ² (minimum)	

(1) Suggested application rates are based upon the weight of dry aggregate in the mixture.

335-10.3 Joints: Prevent excessive buildup, uncovered areas, or unsightly appearance on longitudinal and transverse joints. Provide suitable-width spreading equipment to produce a minimum number of longitudinal joints throughout the project. Place longitudinal joints on lane lines, where possible. Use half passes and odd-width passes only when absolutely necessary. Do not apply a half pass as the last pass of any area. Do not overlap longitudinal lane line joints by more than three inches. Do not construct joints having more than a 1/4 inch difference in elevation when measured by placing a 10 foot straight edge over the joint and measuring the elevation drop-off. Construct longitudinal joints so that water is not held at the joint. Construct transverse joints at the beginning and end project limits so that the elevation difference between the micro surfacing and the adjacent pavement does not exceed 1/4 inch.

335-10.4 Mix Stability: Produce a micro surfacing mixture that possesses sufficient stability so that premature breaking of the material in the spreader box does not occur. The mixture shall be homogeneous during and following mixing and

REV. 01/01/2022

spreading. The mixture shall be free of excess water or emulsified asphalt and free of segregation of the emulsified asphalt and aggregate fines from the coarser aggregate. Do not spray water directly into the spreader box while applying micro surfacing material under any circumstances.

335-10.5 Handwork: Utilize hand squeegees to provide complete and uniform coverage of micro surfaced areas that cannot be reached with the mixing machine. Lightly dampen the area to be hand worked prior to mix placement, if necessary. Care shall be exercised to leave no unsightly appearance from handwork. When performing handwork, provide the same type of finish as that applied by the spreader box.

335-10.6 Lines: Construct straight lines along curbs and shoulders. Do not permit runoff on these areas. Keep lines at intersections straight to provide a good appearance. If necessary, utilize a suitable material to mask off the end of streets to provide straight lines. Edge lines shall not vary by more than 2 inches horizontally.

335-10.7 Cleanup: Remove micro surfacing mixture from all areas such as manholes, gutters, drainage structures, rumble strips, and as otherwise specified by LCDOT. On a daily basis, remove any debris resulting from the performance of the work.

335-10.8 Post Sweeping: If required by LCDOT, broom the surface of any loose material within 48 hours after the completion of the micro surfacing. If directed by LCDOT, perform this operation again approximately seven to ten days after completion of the micro surfacing as needed. Additionally, clean the surface, as necessary, prior to application of the final pavement markings.

335-11 Quality Control and Assurance.

Table 335-7 Micro Surfacing Quality Control Tolerances							
Aggregate Gradation Tolerances (±)							
Sieve Size	No. 4	No. 8	No. 16	No. 30	No. 50	No. 100	No. 200
Tolerance	5.0%	5.0%	5.0%	5.0%	4.0%	3.0%	2.0%
General Quality Control Tolerances (±)							
Parameter				Tolerance			
Asphalt Cement Content Single Test				0.5% from mix design			
Asphalt Cement Content Daily Average				0.2% from mix design			
Application Rate (as determined by 1,000 ft yield checks)				2 lb/yd ²			
Sand Equivalent Test (ASTM D2419)				7% from mix design			

335-11.1 General: Produce a mixture that will meet the mix design and the

REV. 01/01/2022

quality control (QC) tolerances specified in Table 335-7. Notify LCDOT immediately if QC test results exceed the tolerances specified in Table 335-7, and stop mix production. Identify the cause of the deviation, and determine the corrective action necessary to bring the mixture into compliance. Obtain LCDOT's approval before resuming work.

The LCDOT reserves the right to verify, at agency cost, QC test accuracy by an independent laboratory not heretofore associated with the project. If LCDOT identifies a condition that causes an unsatisfactory micro surfacing treatment, immediately stop production work and correct the defect at no additional cost.

335-11.2 Contractor's Quality Control Plan: Provide and follow a QC plan that will maintain QC for production and construction processes. Provide LCDOT with a copy of the QC plan for review and approval before the pre-construction meeting. Include, at a minimum, the following items:

- The source materials used on the project.

- Sampling and testing methods used to determine compliance with material specifications.

- The equipment to be used on the project.

- Calibration method used to determine compliance with the mix design.

- Pavement cleaning and preparation procedure.

- Plan for protecting micro surfacing mixture from damage by traffic.

- Procedure for monitoring initial acceptance requirements.

- An action plan demonstrating adjustments of the micro surfacing operation for adverse environmental conditions.

335-11.3 Minimum Sampling and Testing Frequency:

335-11.3.1 Fine Aggregate Gradation: Sample fine aggregate from the project stockpile and test for gradation and sand equivalency. Perform one test per 500 tons of fine aggregate.

At the discretion of LCDOT, an alternative would allow certification of an entire stockpile. The stockpile will be accepted based on five quality control gradation tests conducted in accordance with AASHTO T 2 and five sand equivalency tests conducted in accordance with AASHTO T 176. If the average of the five gradation tests is within the stockpile tolerances shown in Table 335-3 for all of the sieve sizes and the five sand equivalent tests meets the requirement shown in Table 335-2, then the stockpile is accepted.

335-11.3.2 Asphalt Content: Calculate the percent asphalt content of the mixture at least three times per day. The Owner's on-site representative shall randomly determine the timing for the readings used to calculate asphalt content.

335-11.3.3 Application Rate: Calculate the yield of the course placed at least three times per day. The Owner's on-site representative shall randomly determine the timing for the readings used to calculate application rate.

335-11.4 Documentation: Complete a daily report that includes the following information:

- Job number

Route/Street Name(s)
Owner's On-Site Representative
Date
Air temperature – Min/Max (during application)
Unit weight of emulsion (pounds per gallon)
Beginning and ending application locations
Counter readings (beginning, ending, and total difference)
Total area (square yards)
Aggregate weight
Gallons of emulsion
Application rate (pounds per square yard)
Contractor's authorized signature
QC aggregate properties (if required)
Asphalt emulsion bill of lading(s)

335-12 Acceptance.

Allow LCDOT access to in-progress work for quality assurance review and testing. Upon completion of work, schedule an inspection with LCDOT. LCDOT will note deficiencies. Any deficiencies identified during this process will be addressed by the Contractor at no additional cost.

335-13 Basis of Payment.

335-13.1 General: The quantities to be paid for under this Technical Provision shall be included in the Square Yard price for Microsurfacing (Single application), Microsurfacing (Double application), Microsurfacing (Heavy single application), Microsurfacing (Heavy double application) and the per Ton price for Microsurfacing (Rut filling) or as listed in the Bid Form. The Unit price includes all items listed in the contract, including all General Conditions, Special Conditions and Technical Provisions pertaining to Microsurfacing, including all items of work described herein. No additional payment will be provided for any item necessary for the completion of this contract as detailed in the specifications.

335-13.2 Payment Items: Payment will be made under:

Item No. APM-001	Micro surfacing	Per square yard
Item No. APM-002	Double micro surfacing	Per square yard

Warranty:

The Contractor shall provide the City or County upon final acceptance of the Microsurfacing work, a warranty period of three years which shall include all labor, materials, hauling, traffic control and striping to repair the defective areas. Defective areas shall include debonding/delamination, bleeding, excessive raveling and aggregate loss exposing the old roadway surface. The Contractor shall perform all warranty work at no cost to the City or County.

RAP / Milling Placement Specifications

LCDOT PROVIDED RAP / Millings Typically Located at LCDOT Depot

6501 Felix Romano Dr
Lehigh Acres, FL 33971
or

5560 Zip Dr
Ft Myers, FL 33905

1. Mobilize a crusher to crush millings to 1/2" minus
2. Load & haul crushed millings to the attached locations
3. Prior to Placement of the crushed RAP the existing roads shall be clipped and any low areas (pot holes included) shall be filled and rolled with a standard rolling pattern.
4. The crushed Rap must have the proper amount of moisture to allow for compaction, be placed by self-propelled paving machine with a standard 10' main screed, be able to hold an 18' roadway from edge to edge, and will be compacted with a standard rolling pattern according to the 2000 FDOT Standard Spec book.
5. Spread rate of the application of crushed RAP will be placed at 250lbs/SY
6. After placement has been accepted, it will have to be primed and sanded at an application rate of not less than .1Gal/SY, unless a lower rate is directed by LCDOT.
7. Dress the edges at any drop offs and contractor shall ensure positive drainage.
8. Driveway tie-ins shall not exceed more than 1" at concrete or paved drives.

CRACK FILLING/SEALING

1.1 Description

All cracks within the specified area that are one quarter (1/4) inch or greater shall be properly prepared and sealed. All contractors and their subcontractors shall be FDOT prequalified. Crack filling material must cure for a minimum of 30 days prior to application of the micro surfacing.

1.2 References

All reference standards and specifications shall be the current issue or latest revision at the first date of tender advertisement. These specifications herein are in addition to the following standards, specifications or publications listed below:

- ASTM D-5329: Standard Test Method for Sealants and Fillers, Hot-Applied, For Joints and Cracks in Asphaltic and Portland Cement Concrete Pavements.
- ASTM D36: Standard Test Method for Softening Point of Bitumen (Ring-and-Ball Apparatus)
- ASTM D3111: Standard Test Method for Flexibility Determination of Hot-Melt Adhesives by Mandrel Bend Test Method.
- ASTM D113: Standard Test Method for Ductility of Bituminous Materials
- ASTM D-2669: Standard Test Method for Apparent Viscosity of Petroleum Waxes Compounded with Additives (Hot Melts)
- ASTM D4: Standard Test Method for Bitumen Content
- ASTM D6690: Standard Specification for Joint and Crack Sealants, Hot Applied, for Concrete and Asphalt Pavements

1.3 Submittals

- a) The CONTRACTOR shall submit to the Project Manager the specifications sheets along with the manufacturer's suggested installation procedures of the type of crack seal that is to be used.
- b) A log sheet shall be maintained during the crack seal operations. The original of this log sheet shall be supplied to the Project Manager. A minimum of the following information shall be recorded:
 1. Date, time and amount added to the melter. The lot number from each box added shall be also recorded.
 2. Road name, date, time application process starts, amount installed, time application process ends.
 3. Weather conditions.
- c) The CONTRACTOR shall supply the Project Manager with tickets and the corresponding actual lot numbers removed from the boxes, showing the amount of gallons used for each road.

- d) A log of all herbicides, if any, shall be kept and a copy shall be supplied to the Project Manager within one (1) week of spraying. This log shall include the type of material, mixture rate, application rate, location, date, and time of application.

1.4 Materials

- a) **Crack Seal:** Crack sealer product shall be Crafcro PolyFlex Type 3, product # 34521 or equivalent. It shall be an asphalt based product designed to be used to fill cracks and joints in asphalt. It shall have the ability to seal out water.
- b) **Blotting Material:** If required the blotting material shall be an aggregate such as cement dust, Crafcro Detack or equivalent, or other cover aggregate approved by the Project Manager.

1.5 Equipment

- a) **Crack Sealant Application Equipment:** Equipment used to install the sealant into the cracks shall be as specified by the manufacturer and shall have the ability to fill cracks with two wands at the same time and maintain the proper temperature of the sealant throughout the sealing process.
This heating unit shall be a jacketed double boiler melter and shall be equipped with an agitation system. The applicator hose's shall have a recirculation system or be equipped with a temperature controlled heating system. Pouring pots or gravity-fed sealant applicators shall not be used for sealing cracks and joints.
- b) **Compressor:** The compressor shall be 75 C.F.M. capacity, or more, to ensure an adequate supply of air to effectively clean the joints. Any pneumatic tool lubricator must be bypassed and a filter installed on the discharge valve to keep water and oil out of the lines.
- c) **Hot Compressed Air Equipment:** A hot compressed air lance shall be used to clean, dry and pre-heat cracks prior to applying sealant. The air lance shall consist of a compressor propane system providing a high temperature, high velocity blast of air.
- d) **Crack Cleaning Equipment:** Cleaning of excess debris shall be done by means of power sweepers, hand brooms, or air brooms.

1.6 Work Methods

- a) **Weather:** No sealant shall be installed unless the ambient and pavement temperature are 40° and rising. There shall be no fog and no chance of rain. Any cracks that are not sealed the same day they are prepared shall be blown out with compressed air before the sealing operation continues. If rain or fog delays the sealing operation, the cracks shall be allowed to dry and shall have additional cleaning as required to remove any debris that may have been washed into the crack by rain. The cracks shall be completely dry before the seal treatment can resume. The Contractor may use the Hot Compressed Air Lance method of cleaning and drying the cracks with the approval of the Project Manager. Care shall be taken to not overheat the existing asphaltic concrete surface if this method is used.
- b) **Surface Preparation:** Prior to starting any application process the CONTRACTOR shall be responsible for removing any existing dirt and vegetation that is on the asphalt.

- c) **Crack Cleaning:** All cracks and joints shall be cleaned free of all deleterious materials, including any dust, old sealant, incompressible, and organic material. When vegetation exists in the cracks and joints, it shall be removed by either using propane torch or treated with an herbicide that sterilizes the soil. The method of removal is subject to the approval of the Project Manager. If an herbicide is used it shall be applied according to the manufacturer's specifications and shall be applied ahead of the operations so that the weed is totally browned. The applicator of the herbicide shall have the proper State of Florida Pesticide Applicators License. A copy of this license shall be supplied to the Project Manager upon request. A log of all herbicides shall be kept as specified in the section 1.3 Submittals and a copy shall be supplied to the Project Manager. All cracks are to be clean and are sufficiently dry before any crack sealing material is applied. All cracks shall be blown clean by high pressure air. All old material and other debris removed from the cracks shall be removed from the pavement surface immediately. Any cracks that are not sealed the same day they are prepared shall be blown out with compressed air before the sealing operation continues.
- d) **Sealant Heating:** The temperature of the sealant shall be heated and maintained using the manufacturer's recommended procedures. The sealant compound shall be melted slowly with constant agitation until it is in a lump-free, free-flowing state, within the temperature range recommended by the manufacturer for application. Care shall be taken to insure that the sealant is not heated above the manufacturer's recommended maximum temperature or for longer than the recommended application life. The Project Manager shall have the right to reject the product if it is determined that this has occurred.
- e) **Sealant Application:** The sealant shall be applied in the crack or joint reservoir uniformly from the bottom to the top and shall be filled without formation of entrapped air or voids. The sealant shall be installed so that it is recessed approximately one eighth (1/8) inch below the pavement surface to prevent tracking. Sealant shall be applied to slightly overfill the reservoir and then struck off using a "V" shaped squeegee. The remaining squeegee material shall be flush with the pavement surface. In no case shall the width of excess material on the pavement surface exceed (4) inches. At no time shall the sealant be in excess of one sixtieth (1/16) inch above the adjacent surface and shall extend no more than one and a half (1.5) inches from the crack edges. Each wand shall have removable heads so that variable width discs from two (2) to four (4) inches may be installed at the Project Managers request.
- f) **Blotting Application:** When traffic requires immediate use of the roadway, a blotting material shall be broadcast or sprayed over the fresh sealant to prevent it from being picked up and tracked. Any excessive or spilled sealer shall be removed by the CONTRACTOR using approved methods .
- During the period of construction and the warranty period the CONTRACTOR shall be responsible for processing any and all claims for property damage and or bodily injury caused by the failure of the Crack Sealing including but not limited to, motor vehicles or pedestrians. The CONTRACTOR shall be responsible for the payment of all property damage and bodily injury claims and agrees to save and hold harmless the COUNTY from all such claims. Claims not handled by the CONTRACTOR or their representative in the proper manner, will be settled by the COUNTY. The COUNTY shall recover all

costs from the CONTRACTOR. The CONTRACTOR shall be responsible for any claims of tracking as part of this specification. If there is a claim the CONTRACTOR shall be Responsible for:

- 1) Applying more blotting material as necessary.
- 2) Address the tracked material by either removing or repairing the object that was affected.

1.7 Method of Measurement.

The measurement shall be made in amount of gallons of crack seal applied to the road, and shall be supported by the submittals as outlined in Section 1.3 Submittals, paragraph b. The amount of crack sealer shall be reported and invoiced for each road.

1.8 Basis of Payment.

Crack Sealing shall be based on a price per gallon. The unit price as shown on the Bid Sheet "Sealing" or "Routing and Sealing" shall be all inclusive to include cleaning, sealing, FDOT traffic control, mobilization and any other incidentals required to provide the COUNTY with a final product that will meet the specifications as described in the crack sealing section. All invoices shall contain the purchase order number, invoice date, itemized work detail including the amount of product applied to each road, date of service specific to each location, appropriate retention, person to contact and their phone number for billing questions and location of delivery or service, and confirmation of acceptance of the goods or services by the appropriate COUNTY representative.

1.9 Deficiencies and Repairs

- a) Where the sealant subsides in the crack by more than $1/8$ inch below the adjacent pavement surface, except where the pavement will be immediately overlaid, the surface of the sealant shall be cleaned and topped up.
- b) The sealant shall be removed, the routed crack rerouted at the Project Manager's discretion, and resealed if any of the following occur:
 - i) the sealant contains imbedded foreign material other than dusting material;
 - ii) the sealant contains entrapped air bubbles;
 - iii) the sealant has de-bonded or pulled away from the crack; or
 - iv) the sealant has been excessively heated.

Polymer Modified Standard Slurry Seal

Polymer modified slurry seal is used in the same applications as a standard slurry seal however polymer slurry seal has higher binder cohesion that leads to improvements in resistance to raveling, especially in cul-de-sacs. Polymer modified slurry seals are more abrasion resistant and can be laid at higher application rates without bleeding or deformation. For airport application suitable variations are made- including rolling.

1.01 SCOPE

Slurry Seal shall consist of mixing asphalt emulsion, aggregate, and water and spreading the mixture on a surface or pavement where shown on the plans, as specified in these specifications and the special provisions, and as directed by the Engineer.

2.01 MATERIALS

The materials for slurry seal immediately prior to mixing shall conform to the following requirements:

2.02 (a) POLYMER MODIFIED ASPHALT EMULSION

Emulsified asphalt shall provide a quick- traffic latex modified cationic type CSS emulsion with natural or synthetic latex conforming to the requirements specified in AASHTO M208 or ASTM D2397 for CSS-1H,

Property	Minimum	Maximum
Viscosity, Saybolt Furol @ 25° C, Sec.	20.0	90.0
Particle Charge	Positive	---
Sieve Test	---	0.1
Distillation:	---	---
Oil distillate, by volume, %	---	0.5
Residue from Distillation, %	62.0	---
Penetration, 25°C, 100g, 5 sec.	40.0	100.0
Ductility, 77° F, 50 mm/ sec.	70.0	---

plus the following:

AASHTO TEST NO.	ASTM TEST NO.	QUALITY	SPECIFICATION
T53	D36	Softening Point	135 F (57 C) Min.
T59	D244	Residue after Distillation	62% Minimum
T49	2397	Penetration at 77 F (25 C)	40 – 90*

	2170	Kinematic Viscosity	650 cSt/sec. Minimum F
		275 F (135 C)	

It shall pass all applicable storage and settlement tests. The cement mixing test shall be waived for this emulsion. The polymer material shall be milled or blended into the asphalt or emulsifier solution prior to the emulsification process.

The minimum amount and type of polymer modifier shall be determined by the laboratory performing the mix design. The minimum amount required will be based on asphalt weight content and will be certified by the emulsion supplier. In general, a one percent (1%) minimum to three (3%) maximum polymer solids, based on asphalt weight, is considered the standard.

The five-day (5) settlement test may be waived, provided job stored emulsion is used within thirty-six (36) hours from the time of the shipment, or the stored material has had additional emulsion blended into it prior to use.

Each load of emulsified asphalt shall be accompanied with a Certificate of Analysis/Compliance to assure that it is the same as that used in the mix design. For the first load of emulsified asphalt produced for the project, the supplier shall submit a sample to the owning agency's designated laboratory for testing. At any time during application, the owner / buying agency may sample and test all subsequent loads of emulsified asphalt delivered to the project to verify and determine compliance with specification requirements. Where these tests identify material outside specification requirements, the owner may require the supplier to cease shipment of that pretested emulsified asphalt product. Further shipment of that pretested emulsified asphalt product to the owning agency's projects will remain suspended until the cause of the problem is evaluated and corrected by the supplier as necessary to the satisfaction of the owning agency.

2.02 (b) WATER

Water shall be potable, free of harmful soluble salts and shall be of such quality that the asphalt will not separate from the emulsion before the slurry seal is in place in the work.

2.03 (c) AGGREGATE

The mineral aggregate used shall be of the type and grade specified for the particular use of the Slurry. The aggregate shall be a manufactured crushed stone such as granite, slag, limestone, chat, or other high-quality aggregate, or combination thereof. The material shall be free from vegetable matter and other deleterious substances. The percentage composition by weight of the aggregate shall conform to the following grading:

Type II	
Sieve Sizes	Percentage Passing
3/8"(9.5- mm)	100
No. 4(4.75- mm)	90-100
No. 8(2.36- mm)	65-90
No. 16(1.18- mm)	40-70
No. 30(600- um)	25-50

REV. 01/01/2022

No. 200 (75- um)	5-15
Approximate application rate (Pounds/Square Yard)	23-26

The aggregate shall also conform to the following quality requirements:

Test	Test Method	Requirement
Sand Equivalent	ASTM D2419	65 Min.
Soundness	ASTM C88	15% Maximum using Na_2SO_4 or 25% Maximum using $MgSO_4$
Abrasion Resistance*	ASTM C131	30% maximum after 500 revolutions
* Abrasion Resistance is to be performed on the parent aggregate before crushing.		

2.02 (d) MINERAL FILLER

The mineral filler shall be either Portland Cement or other approved mineral fillers, if required. Portland Cement if used, shall be commercially available Type I-II and shall be free of lumps and clods.

2.03 MIX DESIGN

At least 7 working days before slurry seal placement commences, the Contractor shall submit to the Engineer for approval a laboratory report of tests and proposed mix design covering the specific materials to be used on the project. The percentage of asphalt emulsion proposed in the mix design shall be within the percentage range specified in Section 2.04 "Proportioning."

The tests and mix design shall be performed by a laboratory capable of performing the applicable International Slurry Seal Association (ISSA) tests. The proposed slurry seal mixture shall conform to the requirements specified when tested in accordance with the following tests:

Test	ISSA Test Method	Requirement
Slurry Seal Consistency, cm	T106	3 max.
Wet Stripping	T114	Pass
Compatibility	T115	Pass (a)
Cohesion Test, kg - cm within 1 hour	T139	20 min. (b)
Wet Track Abrasion, g/sq. ft.	T100	75 max.

(a). Mixing test must pass at the maximum expected air temperature at the project site during application.

(b). Using project source aggregate asphalt emulsion and set-control agents if used.

The laboratory report shall be signed by the laboratory that performed the tests and mix design and shall show the results of the tests on individual materials, comparing the test results to those required by the specifications. The report shall clearly show the proportions of aggregate, filler (as determined from the tests, minimum and maximum), water (minimum and maximum), asphalt solids content based on the dry weight of aggregate and set-control agent usage. Previous laboratory reports covering the same materials may be accepted provided they are made during the same calendar year.

2.04 PROPORTIONING

Asphalt emulsion shall be added at a rate determined by the mix design and in the range of the table above. A job mix design shall be submitted by the Contractor for approval by the Engineer that conforms to the specification limits, and that is suitable for the traffic, climate conditions, curing conditions and final use. This will include recommended application rate of slurry to suit the job conditions.

The Slurry Seal mixture shall be proportioned by the operation of a single start/stop switch or lever which automatically sequences the introduction of aggregate, emulsified asphalt, admixtures, if used, and water to the pug mill.

Calibrated flow meters shall be provided to measure both the addition of water and liquid additives to the pug mill. If necessary for workability, a retarding agent, that will not adversely affect the seal, may be used.

Water, and retarder if used, shall be added to ensure proper workability and (a) permit uncontrolled traffic on the slurry seal no more than three (3) hours after placement without the occurrence of bleeding, raveling, separation or other distress; and (b) prevent development of bleeding, raveling, separation or other distress within fifteen (15) days after placing the slurry seal.

2.05 MIXING AND SPREADING EQUIPMENT

The Slurry Seal shall be mixed in a self-propelled mixing machine equipped with a continuous flow pug mill capable of accurately delivering and automatically proportioning the aggregate, emulsified asphalt, water and additives to a double shafted, multi-blade pug mill mixer capable of minimum speeds of 200 revolutions per minute.

A minimum of three operational mixing machines of 12 cubic yard capacity, or larger, shall be maintained on the project. The mixed slurry seal retention time in the pug mill shall be less than three seconds. No retention of mixed slurry seal shall be allowed within the pug mill by gate shut-off or other mechanical means. Any machines with pugmill retention or shut-off gates shall have them removed prior to being used on this project. The mixing machine shall have sufficient storage capacity of aggregate, emulsified asphalt, and water to maintain an adequate supply to the proportioning controls.

The mixing machine shall be equipped with hydraulic controls for proportioning the material by volume to the mix. Each material control device shall be calibrated, properly marked, preset and lockable at the direction of the Engineer. The mixing machine shall be equipped with a water pressure system and nozzle type spray bars to provide a water spray immediately ahead of the

spreader box.

The mixing machine shall be equipped with an approved fines feeder that provides a uniform, positive, accurately metered, pre-determined amount of a mineral filler, if used, at the same time and location that the aggregate is fed.

The slurry mixture shall be uniformly spread by means of a controlled spreader box conforming to the following requirements:

The slurry shall be agitated and spread uniformly in the surfacing box by means of twin-shafted paddles or spiral augers fixed in the spreader box. A front seal shall be provided to insure no loss of the slurry at the road contact point. The rear seal shall act as a final strike-off and shall be adjustable. The spreader box and rear strike-off shall be so designed and operated that a uniform consistency is achieved to produce a free flow of material to the rear strike-off. The spreader box shall have suitable means provided to side shift the box to compensate for variations in the pavement geometry.

A secondary strike-off shall be provided to improve surface texture. The secondary strike-off shall have the same adjustments as the spreader box. No burlap drags will be permitted on the applications of the slurry seal.

Slurry mixture, to be spread in areas which cannot be reached with the machine spreader box shall be surfaced using hand squeegees to provide uniform coverage. If necessary, the area to be hand worked shall be lightly dampened prior to mix placement. Care shall be exercised to leave no unsightly appearance from hand work. The same type of finish as applied by the spreader box shall be required.

2.06 PLACING

The slurry seal shall not be placed if either the pavement or the air temperature is below 55 degrees F (13C) and falling, but may be applied when both the air and pavement temperature is 45 degrees F (7C) or above and rising. The mixture shall not be applied if high relative humidity prolongs the curing beyond a reasonable time.

Before placing the slurry seal, the pavement surface shall be cleaned by sweeping, flushing or other means necessary to remove all loose particles of paving, all dirt and all other extraneous material.

48 hours prior to the slurry seal operations, the contractor shall notify all residents, businesses and agencies with an approved written notice detailing the streets and limits of work to be done along, with the hours of work.

Immediately before commencing the slurry seal operations, all surface metal utility covers (including survey monuments) shall be protected by thoroughly covering the surface with an appropriate adhesive and paper or plastic. No adhesive material shall be permitted to cover, seal or fill the joint between the frame and cover of the structure. Covers are to be uncovered and cleaned of slurry material by the end of the same work day.

Hand tools shall be available in order to remove spillage. Ridges or bumps in the finished surface will not be permitted. The mixture shall be uniform and homogeneous after spreading on the existing surface and shall not show separation of the emulsion and aggregate after setting.

Adequate means shall be provided to protect the slurry seal from damage from traffic until such time that the mixture has cured sufficiently so that the slurry seal will not adhere to and be picked up by the tires of the vehicles.

For the purpose of this project, the construction zone is defined to include all stockpile staging areas and travel routes to/from streets where the slurry seal is to be applied.

All traffic control shall be in accordance with the FDOT Roadway Design Standards, most current edition and TP-102 (MOT). All associated devices shall be checked daily or more frequently as needed throughout the project for compliance. Where adjustments or corrections are needed, prompt revisions shall be made.

Any deviations shall not be made without prior written approval from the project engineer.

2.07 MEASUREMENT

Slurry seal will be measured and paid for by the square yard for the actual surface areas covered.

2.08 PAYMENT

The contract price paid per square yard for slurry seal shall include full compensation for furnishing all labor, materials, tools, equipment and incidentals and for doing all the work involved in the furnishing and placing of the slurry seal complete in place, including cleaning the surface and protecting the slurry seal until it has set, all as shown on the plans, as specified in these specifications and as directed by the Engineer.

ASPHALTIC SURFACE TREATMENT (CHIP SEAL) SPECIFICATIONS

The work specified in this section consists of furnishing and applying a single or double application of bituminous surface treatment on a paved roadway or on a prepared road base, compacted to the lines, grades, and thickness established by the County and in substantial conformance with the limits established by the owner.

Description: Chip Seal is a pavement surface treatment option that combines a layer of polymer modified liquid asphalt emulsion placed on a prepared base with a layer of aggregate spread and compacted while the asphalt is still liquid.

Materials:

Aggregates: Crushed granite conforming to FDOT specifications section 901, table 1 for #89, #78 or #67 gradation for coarse aggregates except as modified herein. The aggregate shall be washed granite obtained from a source approved by the owner. Sampling and testing of aggregate shall be the responsibility of the contractor. Copies of test results from the aggregate supplier shall be furnished to the owner prior to the start of the surface treatment.

Liquid bituminous material for surface treatment: CRS-2h liquid bituminous material conforming to FDOT specification section 916-4.1 except as modified herein. The bituminous material shall be polymer modified. The contractor shall certify the liquid bituminous material meets the aforementioned FDOT.

The Cationic mixing grade shall be homogenous and of high quality. The material shall be prepared from straight-run Venezuelan Asphalt of high ductility and shall contain a rubber hydrocarbon additive derived from latex in addition to carefully controlled amounts of selected diluents to promote work ability and minimize stripping. Additives that enhance pavement performance are subject to approval by the County.

Cationic Asphalt Emulsion

Material Designation		
Test on Emulsion:	Minimum	Maximum
Viscosity, Saybolt Furol, 77 degrees F (25 C), s	---	---
Viscosity, Saybolt, 122 degrees F (50 C), s	150	400
Storage Stability Test, 24-h, %*		1
Distillation (prior to addition of diluent)		
% residue by volume of emulsion	65	---
% oil distillate by volume of emulsion	---	0.5
Tests on Residue from Distillation:	---	---
Penetration, 77 °F, 100 g., 5 sec.	70	110
Solubility in Trichloroethylene, %	97.5	---
Ductility, 77 °F, 5 cm./min., cm.	100	---

Material Samples:

The County will require the Contractor to sample and test each load of emulsion prior to delivery. The Contractor will also provide a sample of the emulsion, on site, prior to commencing work. The County will require the Contractor to provide sample containers and a local Independent testing laboratory for the analyzing of emulsion. The Contractor will be responsible for the cost of the testing. The County reserves the right to test any shipment of emulsion that is believed to be of substandard. All samples shall be shipped and stored in clean air tight sealed wide mouth jars or bottles made of plastic.

Equipment:**Distributor:**

The liquid bituminous material shall be applied with a truck mounted, pressure distributor that has been calibrated within the previous twelve (12) months, for transverse and longitudinal application rate. The distributor shall be equipped, maintained and operated so that the bituminous material can be applied at controlled temperatures and rates from .35 to 1.5 gallons per square yard. The distributor shall be capable of applying bituminous material of variable widths up to sixteen (16) feet. The distributor shall uniformly apply the bituminous material to the specified rate with a maximum allowed variation of 0.015 gallons per square yard. Distributor equipment shall include tachometer, accurate volume measuring device, a calibrated tank and a thermometer for measuring the temperature of the tank's contents. Distributors shall be equipped with a heating device, asphalt pump and full circulating spray bars adjustable laterally and vertically. Distributors and transport trailers shall be equipped with a sampling valve. Distributor trucks shall be of the pressure type with insulated tanks. The use of gravity distributors will not be permitted. The valves shall be operated by levers so that one or all valves may be quickly opened or closed in one operation. The valves which control the flow from nozzles shall act positively so as to provide a uniform unbroken spread of bituminous material on the surface. The distributor shall be equipped with devices and charts to provide for accurate and rapid determination and control of the amount of bituminous material being applied and with a bitumeter of the auxiliary wheel type registering speed in feet per minute, and trip and total distance in feet.

Aggregate Spreader:

The aggregate spreader shall be a self-propelled unit capable of uniformly spreading the aggregate at the required rate on a minimum width of six (6") inches wider than the width of the lane to be treated. The spreader shall be calibrated within the previous twelve (12) months for transverse and longitudinal application. The spreader shall be equipped with a computer-controlled aggregate/chip spreader in order to ensure the appropriate aggregate coverage at varying speeds, unless approved otherwise by Engineer.

Pneumatic Tire Rollers:

The contractor shall use eight (8) to twelve (12) ton self-propelled pneumatic tire rollers with oscillating wheels and low pressure, smooth tires. Maintain the inflation of the tires

such that in no two tires the air pressure varies more than 5 psi. The rollers will be equipped with an operating water system and coco pads. A sufficient number of rollers and a sufficient number of passes shall be used to ensure cover aggregate is properly rolled.

Self-Propelled Rotary Power Broom:

The self-propelled rotary broom shall be designed, equipped, maintained and operated so the pavement surface can be swept clean. The broom shall have an adjustment to control the downward pressure.

Additional equipment:

Additional equipment will be needed to complete the operations required by this technical provision. All equipment necessary for the successful completion of projects governed by this technical provision shall be included in the unit costs associated herein. Availability of quality assurance devices (such as a 15' straight edge) shall be the responsibility of the Contractor.

Construction:

Layout:

The Contractor will be responsible for the string lining and lay out of the roadway prior to paving.

Weather and Seasonal limitations:

The surface treatment shall not be applied to a wet surface or when rain is occurring or the threat of rain is present immediately before placement. The surface treatment shall not be applied when the temperature is less than 50 degrees Fahrenheit in the shade. When applying emulsions, the temperature of the surface shall be a minimum of 55°F, and no more than 140°F.

Preparation of Surface:

The chip seal material shall be placed on a firm unyielding prepared roadway. The Contractor shall be responsible for clipping back shoulders and removing overburden or any other vegetation or debris to ensure that the road is free of organic and deleterious material. The contractor will be responsible for blowing or sweeping the road immediately ahead of the chip seal operation to make sure the road is free of loose aggregate and other debris.

Application of bituminous material:

Liquid bituminous material shall be applied by means of a pressure type distributor in a uniform, continuous spread over the section to be treated. The

distributor shall be moving forward at the proper speed when the liquid is discharged onto the pavement to provide an even and consistent application at the rate prescribed. If any areas are deficient the operation shall be stopped and corrected immediately. The liquid shall not be applied more than two hundred (200') feet in advance of the aggregate spreader when the ambient air temperature is above 75 degrees or one hundred (100') feet if the air temperature is below 75 degrees.

- **Single Chip Seal:** Application of the liquid bituminous material shall be applied at a rate of .38 -.45 gallons per square yard depending on the composition of the existing road bed, surface texture and the size of the aggregate in use.
- **Double Chip Seal:** The second application of liquid bituminous material shall be applied at a rate of .38 - .42 gallons per square yard depending upon the size of the first layer of aggregate that the liquid is sprayed upon and the size of the aggregate being placed over the first application of surface treatment.

Application of cover Aggregate:

Immediately following the spray application of the liquid bituminous material, cover aggregate shall be spread over the liquid material at a rate of 18 – 30 lbs square yard depending upon the type of road base and/or the size of the existing aggregate that is being resurfaced.

Rolling:

Immediately following the first application of the cover material, roll the entire surface with a pneumatic roller, followed immediately with the steel drum roller. Cover the entire surface one time with the steel drum roller. Then, roll the cover material again with the pneumatic roller. Continue rolling as long as necessary to ensure thorough keying of the cover aggregate into the liquid bituminous material. Eliminate the steel drum when rolling the second application of cover aggregate. Apply the second application of liquid and cover material the same day as the first application, as far as it is practicable and consistent with the setting of the liquid bituminous material.

Sweeping:

After rolling of the first application of cover aggregate, lightly broom the loose aggregate in a manner not to dislodge the aggregate embedded in the liquid. Sweep loose material from road bed. Following second application again broom loose aggregate from the road bed prior to the application of the fog seal. If temperatures exceed 85 degrees, it may be necessary to wait 24 hours before sweeping the first application of chip seal.

Fog Seal:

Upon direction from the engineer, fog seal is to be applied as a separate pay item. When surface treatment has set, a fog seal is to be applied at a rate of .1 to .15 gallons per square yard to the entire surface treatment. The liquid for fog seal shall be a cationic mixing type emulsion diluted forty (40%) percent with water. Fog seal shall then be lightly sanded at a rate of plus or minus two (2) pounds per square yard by means of a mechanical spreader.

General Performance:

Provide completed pavement which performs to the satisfaction of the engineer without bleeding, rutting, shoving, raveling, stripping, or showing other types of pavement distress or unsatisfactory performance.

Method of Measurement:

If a pay item is listed on the Bid Form for work required in this Technical Provision, the quantity to be paid shall be as specified in the Bid Form including all items of work described herein. Any item necessary for Chip Seal, and not specifically listed in another item in the Bid Form, shall be included in this item. Should the contractor be directed to place Fog Seal as a secondary application to Chip Seal, it shall be measured separately as listed in the Technical Provision for Fog Seal.

Basis of Payment:

The quantities to be paid for under this Technical Provision shall be included in the Square Yard price for Chip Seal (Single application), Chip Seal (Double application) or as listed in the Bid Form. The Unit price includes all items listed in the contract, including all General Conditions, Special Conditions and Technical Provisions pertaining to Chip Seal, including all items of work described herein. No additional payment will be provided for any item necessary for the completion of this contract as detailed in the specifications, except that at the direction of the county, Fog Seal shall be applied and paid separately as listed in the Technical Provision for Fog Seal.

FOG SEAL SPECIFICATIONS

The work specified in this section consists of furnishing and applying fog seal on existing roads at application rates described here-in.

Description: Fog seals are a method of adding asphalt to an existing pavement surface to improve sealing or waterproofing, prevent further stone loss by holding aggregate in place, or simply improve the surface appearance. Generally, fog seal is a light spray application of diluted asphalt emulsion used primarily to seal an existing asphalt surface to reduce raveling and enrich dry and weathered surfaces. However, inappropriate use can result in slick pavements and tracking of excess material.

Materials:

The emulsion types recommended for fog seals may be cationic (i.e., a positive surface charge on the asphalt particles), or anionic (i.e., a negative surface charge on the asphalt particles). The primary types used are CSS-1h and SS-1h. In some circumstances, CQS-1h (and LMCQS-1h) will give a faster set.

Liquid emulsified bituminous material for dilution: CSS-1h liquid bituminous material conforming to the requirements of AASHTO M 208 or SS-1h conforming to the requirements of AASHTO M 140 (except as modified herein) shall be utilized. The contractor shall certify the liquid bituminous material meets the aforementioned specifications

The asphalt emulsion may contain up to 43% water prior to dilution. Original emulsion water and dilution water shall be limited to and not exceed for any reason 50% by volume. Therefore, residual asphalt shall equal 50% (+1%, -0%).

Dilution Water and Emulsion Water: Water introduced into the asphalt must be potable and free from detectable solids or incompatible soluble salts (hard water).

Material Samples:

The County will require the Contractor to sample and test each load of emulsion prior to delivery. The Contractor will also provide a sample of the emulsion, on site, prior to commencing work. The County will require the Contractor to provide sample containers and a local Independent testing laboratory for the analyzing of emulsion. The Contractor will be responsible for the cost of the testing. The County reserves the right to test any shipment of emulsion that is believed to be of substandard. All samples shall be shipped and stored in clean air tight sealed wide mouth jars or bottles made of plastic.

Equipment:

Distributor:

The liquid bituminous material shall be applied with a truck mounted, pressure distributor that has been calibrated within the previous twelve (12) months, for transverse and

longitudinal application rate. The distributor shall be equipped, maintained and operated so that the bituminous material can be applied at controlled temperatures and rates from .03 to .22 gallons per square yard with nozzles adjusted to allow minimum overlap of 3x. The distributor shall be capable of applying bituminous material of variable widths up to sixteen (16) feet. The distributor shall uniformly apply the bituminous material to the specified rate with a maximum allowed variation of 0.015 gallons per square yard. Distributor equipment shall include tachometer, accurate volume measuring device, a calibrated tank and a thermometer for measuring the temperature of the tank's contents. Distributors shall be equipped with an asphalt pump and full circulating spray bars adjustable laterally and vertically. Distributors and transport trailers shall be equipped with a sampling valve. Distributor trucks shall be of the pressure type with insulated tanks. The use of gravity distributors will not be permitted. The valves shall be operated by levers so that one or all valves may be quickly opened or closed in one operation. The valves which control the flow from nozzles shall act positively so as to provide a uniform unbroken spread of bituminous material on the surface. The distributor shall be equipped with devices and charts to provide for accurate and rapid determination and control of the amount of bituminous material being applied and with a bitumeter of the auxiliary wheel type registering speed in feet per minute, and trip and total distance in feet.

Additional equipment:

Additional equipment will be needed to complete the operations required by this technical provision. All equipment necessary for the successful completion of projects governed by this technical provision shall be included in the unit costs associated herein. Availability of quality assurance devices shall be the responsibility of the Contractor.

Construction:

Layout:

The Contractor will be responsible for the lay out of the roadway and project planning and sequencing to meet traffic control requirements prior to paving.

Weather and Seasonal limitations:

The fog seal shall not be applied to a wet surface or when rain is occurring or the threat of rain is present immediately before placement. The surface treatment shall not be applied when the temperature is less than 50 degrees Fahrenheit in the shade. When applying emulsions, the temperature of the surface shall be a minimum of 59°F, and no more than 140°F.

If unexpected rain occurs prior to the emulsion breaking, the area shall be re-fogged at no cost to the county. Further, the contractor's traffic control and project monitoring shall continue until the surface is either free of emulsion or the emulsion applied has broke and the resultant surface is not slippery or dangerous to vehicular travel.

Preparation of Surface:

The contractor will be responsible for blowing or sweeping the road immediately ahead of the fog seal operation to make sure the road is free of loose aggregate and other debris. The surface shall be clean and dry prior to the application.

Application of bituminous material:

The emulsion shall be diluted no more than 24 hours before its intended use to avoid settlement of the diluted emulsion. Water shall be introduced into the emulsion. Introducing emulsion into water is not permitted. The emulsion shall be circulated using a centrifugal or other suitable pump to ensure uniformity as needed.

Properly calibrated distributor trucks with 4 to 5 mm (1/8" to 3/16") opening spray nozzles shall be used to apply the emulsion. The emulsion may be heated to 122°F maximum, or may be applied at ambient temperatures conforming to the requirements of this technical provision. The emulsion shall be sprayed at a rate as directed in the field by the county. Application will be determined dependent upon the surface conditions.

Tight Surface (low absorbance and relatively smooth) - .09-.14 gal/sy

Open Surface (relatively porous and absorbent with open voids) - .18-.22 gal/sy

Exceptions: When fog seal is required as a subsequent treatment to chip seal, OGCM, or other method described in this contract, materials, equipment and application shall be as described in this technical provision and as amended in the technical provision appropriate to the work the fog seal is subsequent to. If discrepancies occur, the County shall determine the appropriate specification.

Method of Measurement:

If a pay item is listed on the Bid Form for work required in this Technical Provision, the quantity to be paid shall be as specified in the Bid Form including all items of work described herein. Any item necessary for Fog Seal, and not specifically listed in another item in the Bid Form, shall be included in this item.

Basis of Payment:

The quantities to be paid for under this Technical Provision shall be included in the per square yard price for Fog Seal. There will be a bid item for "Tight Surfaces" (.09-.14 gal/sy) and a separate bid item for "Open Surfaces" (.18-.22 gal/sy) as listed in the Bid Form. The Unit price includes all items listed in the contract, including all General Conditions, Special Conditions and Technical Provisions pertaining to Fog Seal, including all items of work described herein. No additional payment will be provided for any item necessary for the completion of this contract as detailed in the specifications.

FULL DEPTH RECLAMATION WITH ASPHALT EMULSION SPECIFICATIONS

This work shall consist of the preparation of a stabilized base course composed of a mixture of the existing bituminous concrete pavement, existing base course material and emulsified asphalt and other additives. The manufacturing of the stabilized base course shall be done by in-place pulverizing and blending of the existing pavement and base materials, and the introduction of asphalt emulsion and additives if called for in the Special Conditions or design mix formula. The process which results in a stabilized base course shall be accomplished in accordance with these specifications and conform to the lines and grades established by the engineer.

Existing asphalt pavement shall be pulverized by a method that does not damage the material below the plan depth as shown on the appropriate roadway section.

Materials:

RAP: Materials must meet all requirements specified in the 2010 Florida Department of Transportation Standard Specifications for Road and Bridge Construction 283-2, except that 98% of all material is required to pass through a 50 mm (2 inch) sieve.

Additional Base Materials: Additional base materials may be needed for adjusting grade elevations as directed by the engineer, or for widening. When such additional material is required it shall be among those bases listed in FDOT Design Standards as General Use Optional Base Materials and meet applicable FDOT requirements for such.

Asphalt Emulsion: When asphalt emulsion treatment is specified, asphalt emulsion, type CSS-1h or CMS-2h mod., meeting the requirements of ASTM D2397-98, shall be utilized.

Portland Cement: When a blend of asphalt emulsion and Portland cement is specified the Portland cement shall be type I or II and conform to the latest standard requirements of ASTM C150 and AASHTO M85. If cement is added with emulsion no more than 4% shall be used on the project.

Water: The water for the base course compaction and foaming additive shall be clean and free from sewage, oil, acid, strong alkalies, or vegetable matter and it shall be in sufficient supply for mixing and curing. Water of questionable quality shall be tested in accordance with the requirements of AASHTO T 26.

Soil: The soil base to be reclaimed shall be evaluated by a professional geotechnical engineering laboratory to determine suitability in the stabilization process. The soil shall be free of roots, sod, weeds, and shall not contain gravel or stone retained on a 1-inch (25 mm) sieve, or more than 45% retained on a No. 4 (4.75 mm) sieve, as determined by ASTM C 136.

Equipment:

Road Reclaimer: Shall be originally designed for pavement reclaiming of a size equal to or larger than a Caterpillar Model RM-350B with comparable specifications including horsepower and rotor size. The reclaimer shall be capable of pulverizing and mixing pavement, base materials, and subgrade soil to depth of 16 inches. It shall have the capability of introducing and metering additives uniformly and accurately and that positive displacement pumps accurately meter the planned amount of asphalt emulsion into the mixture. The reclaiming machine shall mix the emulsified asphalt additive thoroughly with the RAP and soil materials. The pump shall be mechanically or electronically interlocked with the ground speed of the machine. The asphalt metering system and water metering system shall be capable of continuously monitoring (GPM) flow, and totaling the quantity of water and asphalt applied into the mixing chamber. Additives shall be uniformly distributed and mixed with the pulverized material, any existing underlying material as specified.

Motor Grader: Shall be of sufficient size and horsepower to adequately rough grade the pulverized base and rough and finish grade the mixed and compacted base. The equipment shall be in good working order free from leaks and capable of maintaining an accurate grade and cross-slope.

Rollers: Shall be in good working order free from leaks and capable of compacting the mix to the requirements of this specification: Vibratory rollers shall be a minimum of 10 tons and capable of rolling in either vibratory or static mode. Three wheel static rollers shall be a minimum of 11 tons. Pneumatic tire rollers shall have a minimum of 9 oscillating wheels with smooth, low pressure tires (pressure shall be equally matched in all tires within 5 PSI) and weigh at least 20 tons. Initial compaction shall be accomplished by either single or dual drum vibratory or three wheel roller static rollers.

Additional equipment: Additional equipment will be needed to complete the operations required by this technical provision. All equipment necessary for the successful completion of projects governed by this technical provision shall be included in the unit costs associated herein. Availability of quality assurance devices (such as a 15' straight edge) shall be the responsibility of the Contractor.

Cement Delivery Equipment: A calibrated screw-type distributor shall be used with a curtain to accurately place the amount of cement required by the mix design onto the roadbed for mixing.

Construction:

Layout: The Contractor will be responsible for the string lining and lay out of the roadway prior to paving. Elevations of the existing road must be referenced at sufficient intervals to ensure the roadway elevation is not changed in any location after final surface is placed. Method for layout and line and elevation reference must be approved by the engineer prior to beginning work. It is imperative that roadway elevations remain unchanged except cross slope correction or as approved by the engineer.

Weather and Seasonal limitations: The base shall not be mixed or placed while the atmospheric temperature is below 35 F (2 C) or when conditions indicate that the temperature may fall below 35 F (2 C) within 24 hours, or when the weather is foggy or rainy, or when the soil or sub grade is frozen.

Mix Design: Prior to base course construction, a minimum of one (1) core sample must be taken for every 5,000 square yards of the roadway. Representative samples of the RAP material, underlying base material and virgin materials, where applicable, shall be supplied to a nationally accredited laboratory for preliminary testing to determine the optimum moisture content and proportions of asphalt emulsion or foamed asphalt needed to produce a finished base course with a mix design target of 300 PSI and a final in place base compressive strength of 200 to 400 PSI. Laboratory tests of material to be reclaimed and virgin materials for use as base shall be performed to determine compliance with 3-day and 7-day minimum compressive strength requirements of the mixture and the quantity of asphalt emulsion or foamed asphalt required in the mix.

Test specimens containing various amounts of asphalt emulsion or foamed asphalt are to be compacted in accordance with ASTM D558, and the optimum moisture for each amount of either is to be determined. Actual application quantities for the additives will be derived from the mix design. The minimum compressive strength requirements of the mixture shall be determined by the engineer. The mix design and laboratory testing shall be performed by a geotechnical engineering laboratory and all reports sealed by a professional engineer.

Mix Design Performance Criteria		
<i>100 mm specimens shall be prepared in a Superpave Gyratory compactor. The mixture should meet the following criteria at the selected design asphalt emulsion content:</i>		
Property	Criteria	Purpose
Compaction effort, Superpave Gyratory Compactor AASHTO T312	1.25° angle, 600 kPa stress, 30 gyrations	Density Indicator
Density, ASTM D2726 or equivalent	Report	Compaction Indicator
Gradation for Design Millings, ASTM C117	Report	
*Marshall stability, ASTM D6926, D6927, 40°C	1,250 lb min.	Stability Indicator
**Resistance of Compacted Bituminous Mixture to Moisture Induced Damage AASHTO T283 - Retained stability based on cured stability	70 % min.	Ability to withstand moisture damage
<i>* Cured stability tested on compacted specimens after 60°C (140°F) curing to constant weight.</i>		
<i>**Vacuum saturation of 55 to 75 percent, water bath 25°C 23 hours, last hour at 40°C water bath</i>		

Widening: When the existing base is to be widened, the Contractor shall excavate the shoulder from the edge of the existing pavement to at least 6 inches beyond the

planned new width of the base prior to pulverization. All costs involved in collecting, hauling, and disposing of these materials shall be borne by the Contractor.

The bottom of the trench shall be kept free of loose soil and vegetation. Approved base material (those bases listed in FDOT Design Standards as General Use Optional Base Materials) shall be placed in the excavation uniformly and without loss or contamination. The Contractor shall correct all areas of irregular grade or deficient thickness and shall remove and replace material contaminated with soil, organic material, or debris.

After the final pass of the reclaimer, soil shall be drawn up against the widening material to close the excavation, and the shoulder shall be graded and compacted to produce a firm, even surface.

Additional Material: When additional material is to be added to correct cross slope deficiencies or change elevation as directed by the engineer, approved base material (those bases listed in FDOT Design Standards as General Use Optional Base Materials) shall be placed on the roadway prior to final pass for pulverization and mixed uniformly with the existing material.

Pulverization: The existing pavement and base material shall be pulverized and blended to the depth required so the entire mass of material shall be uniformly graded to the following gradation:

SIEVE SIZE	PERCENT PASSING
2"	98 - 100
1-1/2"	95

Material gradation may vary due to local aggregates and conditions. Multiple passes of the reclaimer may be necessary to achieve the required gradation.

The asphalt emulsion or asphalt and water (to produce a foamed asphalt) shall be introduced into the mix through the reclaimer uniformly and accurately and metered such that areas are of equal consistency and moisture content. The reclaimed material and additives shall be combined in place to meet the requirements specified in such proportions that the reclaimed mixture is of acceptable composition and stability. Before the start and at the end of each day's work and at any time requested, the engineer must be permitted access to the mixing equipment in order to read the meter to verify the quantity of asphalt emulsion applied during the day's work. Field adjustments shall be made as necessary to the recommended mix design under the guidance of a knowledgeable and competent technician or superintendent to obtain a satisfactory reclaimed mixture of consistent composition and stability throughout the Project.

After the material has been processed, it shall be compacted to the lines, grades, and depth required. Water may be applied to ensure optimum moisture content at the time of mixing and compaction.

Compaction: Commence rolling with self propelled rollers as required by this technical provision at the low side of the course, except leave 3 to 6 inches from any unsupported

REV. 01/01/2022

edge or edges unrolled initially to prevent distortion. Density readings shall be taken by Contractor's licensed nuclear gauge operator and witnessed by the Engineer/inspector. A control strip of not less than 500 feet shall be constructed to develop proper rolling/compaction patterns and methods to obtain desired density. Whenever there is a change in the reclaimed material or compaction method, equipment or unacceptable results occur, a new control strip shall be constructed, tested and analyzed.

Rollers shall move at a uniform speed that shall not exceed 8 km/hour (5 miles/hour). For static rollers, the drive drum normally shall be in the forward position or nearest to the paver. Vibratory rollers shall be operated at the speed, frequency and amplitude required to obtain the required density and prevent defects in the mat.

The number, weight and type of rollers furnished shall be sufficient to obtain the required compaction of the reclaimed material. The field density of the compacted mixture shall be at least 95 percent of the maximum density of laboratory specimens prepared from samples of the base material taken from the material in place. The specimens shall be compacted in accordance with ASTM D 558. The in-place field density shall be determined in accordance with ASTM D 2922.

Any pavement shoving or other unacceptable displacement shall be corrected. The cause of the displacement shall be determined and corrective action taken immediately and before continuing rolling. Care shall be exercised in rolling the edges of the reclaimed mixture so the line and grade of the edge are maintained.

At the end of each day's production, a transverse construction joint shall be formed by a header or by cutting back into the compacted material to form a true vertical face free of loose material. The protection provided for construction joints shall permit the placing, spreading, and compacting of base material without injury to the work previously laid. Where it is necessary to operate or turn any equipment on the completed base course, sufficient protection and cover shall be provided to prevent damage to the finished surface. A supply of mats or wooden planks shall be maintained and used as approved and directed by the Engineer.

Finishing: Finishing operations shall be completed and the base course shall conform to the required lines, grades, and cross section. If necessary, the surface shall be lightly scarified to eliminate any imprints made by the compacting or shaping equipment. The surface shall then be recompacted to the required density. Correct all irregularities greater than 1/2" over ten feet to the satisfaction of the engineer.

Protection and Curing: After the base course has been finished as specified herein, it shall be protected against drying for a period of 5 to 7 days by the application of a prime coat as specified in FDOT Standard Specifications section 300 at a rate of not less than 0.15 gal/sy. The curing method shall begin as soon as possible, but no later than 24 hours after the completion of finishing operations. The finished base course shall be kept moist continuously until the curing material is placed.

At the time the prime coat is applied, the surface shall be dense, free of all loose and extraneous material, and shall contain sufficient moisture to prevent penetration of the bituminous material. Water shall be applied in sufficient quantity to fill the surface voids immediately before the bituminous curing material is applied.

The curing material shall be maintained and re-applied as needed by the Contractor during the 7-day protection period so that all of the soil-cement will be covered effectively during this period. Finished portions of soil-cement that are used by equipment in constructing an adjoining section shall be protected to prevent equipment from marring or damaging the completed work.

When the air temperature may be expected to reach the freezing point, sufficient protection from freezing shall be given the soil-cement for 7 days after its construction and until it has hardened.

Thickness: The average thickness of the base constructed during one day shall be within 1/2 inch (12 mm) of the thickness required, except that the thickness of any one point may be within 3/4 inch (19 mm) of that required. Where the average thickness shown by the measurements made in one day's construction is not within the tolerance given, the Engineer shall evaluate the area and determine if, in his/her opinion, it shall be reconstructed at the Contractor's expense or the deficiency deducted from the total material in place.

Sampling and Testing:

Control Testing for Full Depth Reclamation Field Sampling and Testing			
Type of Test	Method	Frequency	Size and Location
RAP and Soil Cement Base Gradation	ASTM D-136	Each 3000 SY (not less than once per day)	20 lb min sampled from hopper
Moisture Density Relationship of Soil Cement Mixtures	ASTM D-558	Each 1000 SY (not less than once per day)	33 lb min sampled from pulverized base
Compressive Strength of Molded Soil Cement Cylinders	ASTM D-1633	Each 3000 SY (not less than once per day)	33 lb min sampled from pulverized and mixed base
In-place Field Density	ASTM D-2922	Each 250 SY (not less than once per day)	Random locations after spreading and compacting

The depth of Reclaimed Bituminous Base Course shall be determined by measuring uncompacted reclaimed material immediately behind the screed in conjunction with measuring the milling depth prior to placement of reclaimed material. One depth measurement for each 250 square yards of completed base course shall be made. Any section deficient by 0.5 in (12 mm) or more from the specified depth shall be removed and satisfactorily replaced by the contractor at no additional cost. At the county's option, cores may be taken by the engineer in the finished product to further ensure base thickness meets requirements.

All delivery tickets and notes regarding any materials brought to the project site to complete this Contract must be given to the Engineer/Inspector upon delivery to the project site.

Additional sampling and testing may be required if major changes in RAP characteristics are observed, such as a much coarser or finer gradation or a noticeable difference in asphalt content, or when considerable variability is occurring in the field test results.

Method of Measurement:

If a pay item is listed on the Bid Form for work required in this Technical Provision, the quantity to be paid shall be as specified in the Bid Form including all items of work described herein. Any item necessary for Full Depth Reclamation with Asphalt Emulsion, and not specifically listed in another item in the Bid Form, shall be included in the SY Price for Pulverization including but not limited to shaping, compacting, finish grading, prime coat, sanding prime coat... Cost for introduction of asphaltic cement into the mixture shall be included in the per GL cost for Asphalt Emulsion. Cost for excavation for widening will be included in the CY Price for Excavation. Cost for additional materials needed for widening or adjustment of grade as directed by the engineer shall be included in the per TON Price for General Use Optional Base Material.

Basis of Payment:

The quantities to be paid for under this Technical Provision shall be included in the Square Yard price for Full Depth Reclamation (Pulverization), the per Gallon price for Asphalt Emulsion, the per Cubic Yard price for Excavation and the per TON price for General Use Optional Base Material. The Unit prices include all items listed in the contract, including all General Conditions, Special Conditions and Technical Provisions pertaining to Full Depth Reclamation with Asphalt Emulsion, including all items of work described herein. No additional payment will be provided for any item necessary for the completion of this contract as detailed in the specifications.

Single Machine

Hot-In-Place Asphalt Recycling Special Conditions

3.1 DESCRIPTION OF WORK

This work consists of rehabilitating the surface layer of the existing asphalt roadway to a depth of 1 inch and placing a layer of new Hot Mix Asphaltic Concrete (HMAC) material over the rehabilitated surface. This will be accomplished with a specially designated machine in a simultaneous process of heating, scarifying, applying an asphalt rejuvenating agent (emulsifier), thoroughly re-mixing, reshaping the existing surface, and an application of the final overlay. The new HMAC placed over the rejuvenated layer of existing asphalt shall be in compliance with the lines, grades, thickness, and typical cross section, established by the LCDOT Project Manager or Designee.

NOTE: The machine that heats, scarifies, rejuvenates, and remixes the materials must also lay the recycled asphalt material, as well as the new HMAC material. The LCDOT Project Manager or his Designee will provide the list of streets for this application after the bid is awarded as required. Additional pre-heaters may be required to achieve the specified depth, as directed by the LCDOT Project Manager or Designee.

3.2 MATERIAL

a) Asphalt Rejuvenating Agent (Emulsifier) The LCDOT Project Manager or Designee will approve the asphalt-rejuvenating agent. The recycling agent used to restore the plasticity of the existing asphalt pavement shall be an emulsified agent. The rejuvenating agent shall meet the minimum requirements of FDOT Specifications. A manufacturer's certification shall be submitted for the recycling agent.

b) Hot Mix Asphaltic Concrete: The Contractor will provide and deliver the F.D.O.T.-Type Hot mix asphalt concrete specified in the bid schedule.

3.3 JOB CONDITIONS

a) Weather limitations for this work shall be a minimum of 50 degrees F. and rising.

b) Normal working hours to be determined by LCDOT project Manager Monday through Friday. Work on holidays, weekends, will only be done if approved by the LCDOT Project Manager.

c) Prior to the hot-in-place operation, the pavement shall be cleaned so as to be reasonably free from sand, dirt, and other deleterious substances that would affect the quality of the recycled mix.

NOTE: No separate charge shall be made for this requirement.

d) The Contractor shall be responsible for protecting the areas adjacent to the work.

3.4 EQUIPMENT

a) All tools, equipment, and machinery shall be maintained in satisfactory working condition and shall be subject to the approval of the LCDOT Project Manager

b) Repaving machine:

1) **The machine:** Shall be an approved, self-contained, self-propelled, automated unit that heats, scarifies (or mills), automatically applies recycling agent at a uniform rate (determined by the LCDOT Project Manager or Designee), thoroughly mixes, redistributes, and levels the existing asphalt to the specified depth, and lays the new HMA material overlay. The new HMA must be laid within 30 seconds after the scarification begins to ensure a hot monolithic bond with the recycled asphalt pavement. The machine shall also be capable of reworking the material around manholes and other obstacles; the machine shall be capable of adding and mixing the recycling agent evenly and shall be equipped with a leveling blade and screed for re-grading of the existing asphaltic concrete surface.

2) **Pre-heater:** This unit shall be hooded to prevent damage to adjacent property; including trees, shrubs, and landscaping. The heating hood shall be capable of heating the pavement surface to a minimum temperature of 225 degrees F, not to exceed 325 degrees F. This will allow for scarification to the required depth without breaking the aggregate particles or charring the pavement surface.

3) **Scarifying and Milling:** Units shall be automatically controlled units in order to control the depth of penetration and to clear utility manholes and other obstructions. The LCDOT Project Manager or Designee shall direct the depth of scarification.

NOTE: Scarifying depth may vary in range from 3/4 inch to 1 inch.

4) **Recycling Agent Applicator:** This System shall be automatically controlled; the recycling agent must be applied to the scarifying material at a uniform rate (determined by the LCDOT Project Manager or Designee.) The application rate shall be synchronized with the machine's forward speed to maintain a tolerance within 5% of the specified rate.

5) **Receiving Hopper and Conveying System:** The machine shall consist of a hopper and conveyor system to collect and transport the new HMA to the finishing unit without

segregation of the new material.

6) Recycling Unit: The machine shall consist of a system that mixes and redistributes and levels the scarified material over the width being processed to produce a uniform cross section of recycled material. The recycling screed shall be heated to have crown control, and be capable of redistributing the recycled material to the desired longitudinal grade and transverse cross section.

7) Finishing unit: The machine shall have an automatic controlled screed to produce a surface conforming to the surface thickness as required by the LCDOT Project Manager or Designee. The thickness of the surface course lift shall not exceed 2 inches. This unit shall be capable of applying the new HMAC to a uniform longitudinal profile and cross slope of 1/4 inch per foot. The finishing screed must be heated and capable of electronically controlling the cross slope, and applying the new HMAC to produce a uniform surface and texture.

8) Rollers: Rolling equipment shall be of sufficient type and weight to compact the new HMAC and the recycled material to the required density as determined by the LCDOT Project Manager or Designee. Sufficient number of rollers shall be furnished to keep up with the operation. All rolling should be completed before the temperature of the new HMAC drops below 190 F.

3.5 EXECUTIONS

Hold a pre-construction meeting prior to construction, and not later than seven days before start of operation. The LCDOT Project Manager or Designee shall be notified at least 48 hours prior to commencement of **any** paving operation.

- a) The heating unit shall produce sufficient heat to soften the pavement uniformly without burning or charring the existing asphalt pavement.
- b) The process shall produce a welded, longitudinal joint, and the standing edge of the adjoining asphalt pavement shall fully heat to a width of at least 2 inches beyond the width to be scarified and recycled.
- c) Immediately following heating of the pavement, the existing surface shall be scarified (milled) to the specified depth. The machine shall have the capability of maintaining a recycled mat with a minimum temperature of 190 degrees F. and a maximum temperature of 225 degrees F. throughout the repaving operation.
- d) Due to the varying locations and properties of the existing asphalt paving, the following adjustments shall be made if required and directed by the LCDOT Project Manager or Designee.
 - 1) Depth of scarification may be varied.
 - 2) Application rate for the recycling agent may vary and must be uniformly mixed.

Note: Payment for the item recycling agent will be the unit price per gallon used.

3) Contractor to provide sufficient testing to ascertain correct application rate of the emulsified agent.

e) Cleanup- The Contractor will keep the work site free from accumulation of waste material; rubbish and debris from and about the work site, as well as all construction equipment, machinery, surplus materials, and will leave the site clean.

f) The Contractor will restore to their original condition those portions of the work site, such as staging and stockpile areas, not designed for alteration as contained in the Delivery Order. This will include returning the area to the proper grade and slope as well as replacing sod, if so required by the LCDOT Project Manager or Designee.

3.6 QUALITY CONTROL

The LCDOT Project Manager has the option of when and where tests may be taken to check if the surface is in compliance with thickness, smoothness, etc., and meets requirements of the specifications as directed by the LCDOT Project Manager and as outlined in Section 334 FDOT.

Contractor will assign a Quality Control Supervisor of the project. This person will work in conjunction with the City/County Quality Control Inspector.

3.7 METHOD of MEASUREMENT

a) The accepted quantities of asphalt pavement surface recycled will be measured and paid by the square yard. Pay item, **Hot-In-Place Recycling-Square Yard unit price.**

b) Asphalt recycling emulsion agent will be measured by the **gallon used in place** as determined by the Contractor and their predetermined Mix Design, and LCDOT Project Manager or Designee, and the job supervisor. Pay item, Recycling Emulsion -- Pre Gallon.

c) Basis of payment for the work will be made on the unit price bid **per ton of asphaltic concrete per the price in the bid.** The basis of measurement shall be tonnage slips accepted by the Inspector at the job site for material placed and accepted.

3.8 MATERIAL SAFETY DATA

The contractor shall submit a Material Safety Data Sheet in accordance with the requirements of 29 CFR 1910.1200(g) for all hazardous material identified and listed in the contractor's bid. Data shall be submitted whether or not the contractor is the actual manufacturer of these items. Failure to submit the Material Safety Data Sheet before the use of any hazardous material shall result in termination of the contract with the contractor for default.

3.9 CONTRACTOR INSPECTION REQUIREMENTS

The Contractor is responsible for performing or having performed all inspections and tests necessary to substantiate that the supplies, material, equipment, or services furnished under this contract conform to contract requirements, including any applicable technical requirements for specified manufacturer parts.

Performance of inspection or testing by the City/County shall not relieve the Contractor of this responsibility nor waive any rights of the City/County to reject or otherwise obtain relief in relation to non-conforming supplies, material, equipment, or services.

3.10 DELIVERY of EXCESS QUANTITIES

The Contractor is responsible for the delivery of each item quantity within allowable variations, if any. If the Contractor delivers and the City/County receives quantities of any item in excess of the quantity called for (after considering any allowable variation in quantity), such excess quantities will be treated as being delivered for the convenience of the Contractor. Quantities in excess will, at the option of the City, either be rejected and returned at the Contractor's expense, or retained and paid for by the City/County at the contract unit price.

EDGE MILLING ASPHALT PAVEMENT

3.11 GENERAL

All edge milling work herein specified shall be performed in accordance with the Florida Department of Transportation (FDOT) Standard Specifications for Road and Bridge Construction most recent edition at the time of bid submittal and this specification. Where there is conflict between this specification and FDOT's specifications, this specification shall overrule. All references in FDOT's specifications to the Engineer shall mean the LCDOT Project Manager or his/her Designee, herein after referenced to as the Director. The decision of the LCDOT Project Manager shall be final on all items.

3.12 EQUIPMENT

- a) In general, the Contractor may perform the work using equipment, tools, machinery, etc. of their own choosing. However, all equipment to be used in the construction of the project shall be subject to approval or disapproval by the Director or designee.
- b) The equipment used in the cold plane milling operation shall be a machine capable of maintaining a depth of cut and cross slope across the entire pavement surface to the desired uniformity and texture as specified by the Director. The equipment shall be capable of accurately and automatically establishing profile grades along each edge of the machine (within + or - 1/8 inch) by automatic controls referencing from the existing pavement. The machine shall be equipped with a means to effectively limit the amount of dust escaping from the removal operation. To prevent infiltration of milled material into the storm sewer system, the sweeping operation shall be performed immediately after the milling operation.
- c) Jobsite storage of equipment shall be the responsibility of the Contractor.

3.13 CONSTRUCTION METHODS

a) Edge Milling

- 1) The pavement surface shall be removed to the depth, width, grade, and cross section as directed by the LCDOT Project Manager or Designee, which will restore the pavement surface to a uniform longitudinal profile and cross section. Additional work at intersections may be needed to obtain smooth transitions.
- 2) In general, the work to be done shall be removal of existing asphalt pavement to a depth of (3/4) to one (1) inch below gutter elevation. However, in no case shall asphalt pavement be removed within one-half (1/2) inch of the base, unless approved by the Director. If the base is exposed, asphalt will be placed immediately over exposed areas. All asphalt above and in the gutter is to be removed by methods which will not damage concrete curb and gutter.

- 3) The City/County will not be liable and will accept no responsibility for damage by hidden unexposed manholes or other utility appurtenances done to the milling machine or any other equipment of the Contractor.
- 4) The Contractor shall construct transitions at all streets, driveway intersections, intersections and alleys (that have a transition greater than 1"), as directed by the Designee. The transitions shall be from a straight-line projection of the toe of the curb of the street being milled to a distance not to exceed one hundred (100) feet.
- 5) The Contractor shall edge mill on either or both sides of the street with a width of approximately six and one half (6 ½) feet, (single pass).
- 6) The milled material shall remain the property of the City/County unless otherwise specified.
- 7) The newly edge milled surface shall be properly cleaned; the Hot-In-Place asphalt recycling to follow the milling operation, or as directed by the LCDOT Project Manager or Designee.

3.14 MEASUREMENT of WORK COMPLETED

- a) Asphalt edge milling shall be measured in square yards and in (0-1) inches of depth.

3.15 BASIS OF PAYMENT ASPHALTIC CONCRETE

The quantity of asphalt being purchased hereunder is a rough approximation only and the total quantity of work to be included in the contract may vary widely depending upon the work that will be authorized by the City/County during the period covered by the proposed contract.

The basis of measurement shall be tonnage slips accepted by the Inspector at the job site for material placed and accepted. Asphalt installed in excess of required thickness shall be removed and reinstalled at Contractor's expense.

Basis of payment for the work will be made on the unit price bid per ton of asphaltic concrete per the price in the bid.

The bid price for the asphalt mix shall include the cost of liquid asphalt. There will be no separate payment for the bituminous material in the asphalt mix. Should it become necessary to increase the percentage of asphalt to satisfy the job mix formula (e.g., the minimum effective asphalt content) or other requirements of the specifications, no additional compensation will be made.

The bid price per ton for asphalt in the proposal shall remain in effect for one year.

EXHIBIT N
FDOT AND LEE COUNTY DESIGN STANDARDS

The following design standards are expressly agreed to be incorporated by reference and made a part of this Agreement:

1. Florida Department of Transportation FY2022 Design Standards as published at the following link:

<http://www.fdot.gov/roadway/DesignStandards/Standards.shtm>

2. Lee County Department of Transportation Plan Specifications for Signal & Street Lighting, April 15, 2014 edition as published at the following link:

<http://www.leegov.com/dot/traffic/trafficstandard>

3. Lee County Utilities Design Manual, the latest edition as published at the following link:

<http://www.leegov.com/utilities/design-manual>

In the event of discrepancies between the Lee County and FDOT design standards, Lee County Standards shall govern.

EXHIBIT O
DEVELOPMENTAL SPECIFICATIONS

RESERVED

I hereby certify that these Developmental Specifications have been properly prepared by me, or under my responsible charge:

Developmental Specifications Section(s):		
Signature:		
Date:		
Engineer of Record:		
Florida License No.:		
Firm Name:		
Firm Address:		
City, State, Zip Code:		
Cert. of Authorization No:		

EXHIBIT P
CONTRACTOR'S BACKGROUND SCREENING AFFIDAVIT



**CONTRACTOR BACKGROUND
SCREENING AFFIDAVIT**

Florida Statutes Chapter 435 governs required background screenings for any employees, contractors, subcontractors, or agents of the Contractor who will have contact with any vulnerable person, as defined by statute, or who otherwise are required to undergo a Level 1 or Level 2 background screening in accordance with Florida law.

The Contractor is responsible for ensuring that such required background screenings are conducted in accordance with Florida Statutes Chapter 435. Documentation of such completed background screenings must be maintained for a period of no less than five (5) years and are subject to audit by Lee County at any time during such five (5) year period.

Under penalty of perjury, I declare that I have read and understand the requirements stated above, and that all required background screenings shall be conducted in accordance with this affidavit. I further understand that there may be additional local, state, and federal regulations that may require background screening, and that the Contractor will be solely responsible for complying with such legal requirements. Furthermore, the Contractor shall indemnify and hold Lee County harmless from any and all claims or actions resulting from failure to comply with this affidavit.

Date: 7/12/2022

Signature

STATE OF Florida
COUNTY OF Pasco

Robert Capoferri / President
Name/Title

The foregoing instrument was sworn to (or affirmed) and subscribed before me by means of ☒ physical presence or ☐ online notarization, this 12 day of July, 2022, by the above-named person and in their stated capacity, and is either personally known to me or who has produced the following as identification: _____.

[Stamp/seal required]



AMANDA R. REICHART
Commission # HH 214726
Expires January 22, 2026

Amanda Reichart

Signature, Notary Public

EXHIBIT Q
OTHER RELEVANT FORMS