


# MAY 2021

## Daily literacy-building activities to share with your child.



SUNDAY

MONDAY


TUESDAY

WEDNESDAY

THURSDAY

FRIDAY

SATURDAY



<div data-bbox="1753 324 2030 560"> <p><b>1 WRITING</b></p> <p>Practice drawing shapes and letters in a tray of rice.</p> </div>						
<div data-bbox="65 570 342 812"> <p><b>2 PLAYING</b></p> <p>Go on an outside scavenger hunt. Bring a list and check off the things you see.</p> </div>	<div data-bbox="342 570 619 812"> <p><b>3 TALKING</b></p> <p>Say as many words as you can that rhyme with "May."</p>  </div>	<div data-bbox="619 570 896 812"> <p><b>4 SINGING</b></p> <p>Use a homemade shaker and shake it to the beat of songs.</p> </div>	<div data-bbox="896 570 1173 812"> <p><b>5 COUNTING</b></p> <p>Go for a walk. Take two big steps. Take three large steps. Count how many steps from your door to the sidewalk.</p> </div>	<div data-bbox="1173 570 1451 812"> <p><b>6 READING</b></p> <p>Ask your child to "read" to you by telling you their own story based on pictures in a book.</p> </div>	<div data-bbox="1451 570 1728 812"> <p><b>7 WRITING</b></p> <p>Make a Mother's Day card and have your child sign their name.</p>  </div>	<div data-bbox="1728 570 2030 812"> <p><b>8 PLAYING</b></p> <p>Play "Riddle Me."</p> <p><i>I'm big, yellow, and hot. What am I? Yes! I am the sun!</i></p> </div>
<div data-bbox="65 812 342 1055"> <p><b>9 TALKING</b></p> <p>Talk about feelings you felt today. What made you laugh today?</p> </div>	<div data-bbox="342 812 619 1055"> <p><b>10 SINGING</b></p> <p>Sing "The Farmer Plants the Seeds." (Words are on the back. ➡)</p> </div>	<div data-bbox="619 812 896 1055"> <p><b>11 COUNTING</b></p> <p>Sing the "The Ants Go Marching." (Words are on the back. ➡)</p>  </div>	<div data-bbox="896 812 1173 1055"> <p><b>12 READING</b></p> <p>Draw out a story on 4-5 small pieces of paper. Help your child put the papers in proper sequence to tell the story.</p> </div>	<div data-bbox="1173 812 1451 1055"> <p><b>13 WRITING</b></p> <p>Playing with play dough strengthens muscles needed for writing. Roll dough into balls, press fingers into the dough, and make shapes.</p> </div>	<div data-bbox="1451 812 1728 1055"> <p><b>14 PLAYING</b></p> <p>Play a rhyming game, where you choose a word and then come up with as many rhyming words as you can.</p> <p><i>Dog, frog, hog, log.</i></p> </div>	<div data-bbox="1728 812 2030 1055"> <p><b>15 TALKING</b></p> <p>Look for signs of spring. Go for a walk and talk about what you see.</p> <p><i>Point out new grass, birds, first flowers, leaf buds.</i></p> </div>
<div data-bbox="65 1055 342 1299"> <p><b>16 SINGING</b></p> <p>Sing a favorite song. Sing it fast, sing it slow. Sing it loud. Whisper it.</p> </div>	<div data-bbox="342 1055 619 1299"> <p><b>17 COUNTING</b></p> <p>Ask questions about what is heavier.</p> <p><i>Does an orange or a grape weigh more? Is Mom's jacket or your jacket heavier?</i></p> </div>	<div data-bbox="619 1055 896 1299"> <p><b>18 READING</b></p> <p>Look into your library's summer reading program.</p>  </div>	<div data-bbox="896 1055 1173 1299"> <p><b>19 WRITING</b></p> <p>Draw a large alphabet. Have your child practice finger tracing while you say the letters out loud.</p> </div>	<div data-bbox="1173 1055 1451 1299"> <p><b>20 PLAYING</b></p> <p>Go on an outside scavenger hunt. Look for shapes. How many different shapes can you find?</p>  </div>	<div data-bbox="1451 1055 1728 1299"> <p><b>21 TALKING</b></p> <p>Today is Friday. Talk about the days of the week. What will your family do this weekend?</p> </div>	<div data-bbox="1728 1055 2030 1299"> <p><b>22 SINGING</b></p> <p>Play children's songs. Sing and dance together.</p>  </div>
<div data-bbox="65 1299 342 1429"> <p><b>23 COUNTING</b></p> <p>Draw numbers on the sidewalk with chalk.</p> </div>	<div data-bbox="342 1299 619 1429"> <p><b>24 READING</b></p> <p>Have your child tell you a story about pictures they draw.</p> </div>	<div data-bbox="619 1299 896 1429"> <p><b>25 WRITING</b></p> <p>Help your child begin to recognize words for a few common objects by labeling them.</p> <p><i>Shoe. Table. Door.</i></p> </div>	<div data-bbox="896 1299 1173 1429"> <p><b>26 PLAYING</b></p> <p>Set up an obstacle course and give your child directions. Run to the park bench. Jump over the stick. Touch the ground. Come back to me.</p> </div>	<div data-bbox="1173 1299 1451 1429"> <p><b>27 TALKING</b></p> <p>When reading a book today stop before you get to the end and ask your child what they think will happen next.</p> </div>	<div data-bbox="1451 1299 1728 1429"> <p><b>28 SINGING</b></p> <p><i>You: ABCDEFG</i> <i>Child: HIJKLMN OP</i></p> <p>Continue taking turns to finish the alphabet.</p> </div>	<div data-bbox="1728 1299 2030 1429"> <p><b>29 COUNTING</b></p> <p>Count the number of eggs in a carton. Explain that 12 items together is also called a dozen.</p> </div>
<div data-bbox="65 1429 342 1546"> <p><b>30 READING</b></p> <p>Come up with rhyming words throughout the day.</p> </div>	<div data-bbox="342 1429 619 1546"> <p><b>31 WRITING</b></p> <p>Scribble together on sheets of scrap paper.</p> </div>					

## Good readers have a large vocabulary.

Knowing lots of words helps children better understand what they read. You can help your children learn lots of words by:

- Having plenty of conversations. Take turns talking. It is important for you to ask questions and listen to what your children say in response.
- Read together! A lot!
- Make connections. Connect what you are reading in books to their lives. "Yes, Grandma has a black cat, too."
- Repetition. Children often love to read the same book over and over. This is a good thing as repeated readings help build vocabulary.



### ANTS GO MARCHING

The ants go marching one by one, hurrah, hurrah.  
The ants go marching one by one, hurrah, hurrah.  
The ants go marching one by one,  
The little one stops to eat a plum.  
And they all go marching down,  
To the ground, to get out, of the rain.  
BOOM BOOM BOOM


Two by two. Tie its shoe.  
Three by three. Climb a tree.  
Four by four. Shut the door.  
Five by five. Take a dive.  
Six by six. Pick up sticks.  
Seven by seven. Tie a ribbon.  
Eight by Eight. Close the gate.  
Nine by Nine. Check the time.  
Ten by Ten. Say THE END.

### THE FARMER PLANTS THE SEEDS

*Sing to the tune "The Farmer in the Dell"*

The Farmer plants the seeds,  
The Farmer plants the seeds, *(Pretend to plant seeds)*  
Hi, ho, the dairy-o,  
The farmer plants the seeds.  
The sun comes out to shine... *(Make large circle with arms)*  
The rain begins to fall...  
*(Hands flutter up and down)*  
The seeds begin to grow... *(Stand up tall)*  
The farmer picks the crops... *(Pretend to pick crops)*  
We all sit down to eat...  
*(Pretend to eat)*

Always open online at [www.leelibrary.net](http://www.leelibrary.net)  
(239) 479-4636    #leelibrary



# Books to Read this Month

The following titles and more are available through the Lee County Library System. Place a hold online and find additional ebook selections through Hoopla and Overdrive at [www.leelibrary.net](http://www.leelibrary.net)

## FOR READERS AGES 0-3

### We Sang You Home

*by Richard Van Camp*

### Oh No, George!

*by Chris Haughton*

## FOR READERS AGES 3+

### Birdsong

*by Julie Flett*

### The Book Hog

*by Greg Pizzoli*

