


# NOVEMBER 2023

Daily literacy-building activities to share with your child.



SUNDAY

MONDAY

TUESDAY

WEDNESDAY

THURSDAY

FRIDAY

SATURDAY



## 1 WRITING

Create a list of things to do this month. Hang it up where everyone can see. Have your child check off items as they are completed.

## 2 PLAYING

Make a story box and tell stories together.

*(Instructions are on the back. ➡)*



## 3 TALKING

At the end of the day talk about everything that happened. What did you like best about today?

## 4 SINGING

Have a family sing-along. Each person gets to pick a favorite song.



## 5 COUNTING

Draw numbers 1-10 in big puffy letters. Help your child color in each one as you say each one.

## 6 READING

Read a book that won the Caldecott Medal. The library will help you find one based on what your child likes.

## 7 WRITING

Draw a map of your neighborhood. Include landmarks your child knows. The park, the library, the red house on the corner.

## 8 PLAYING

Go on a walk and collect leaves. Ask questions.

*What color is that leaf? Are those two leaves the same or different?*

## 9 TALKING

Talk about your favorite books. Which do you like best and why?



## 10 SINGING

Recite "Rub a Dub Dub"  
*(Words are on the back. ➡)*

## 11 COUNTING

Roll a small ball back and forth. Count to ten with each person saying a number each time they roll the ball.

## 12 READING

Read fiction and nonfiction books about fall. Your library has lots to choose from!



## 13 WRITING

Finish the drawing. Start a drawing and have your child finish it or add to it.

## 14 PLAYING

Make a blanket tent. Pretend you are sleeping there overnight. What will you bring? Read a book together in the cozy tent.

## 15 TALKING

Wish upon a star tonight. Recite "Star Light, Star Bright."

*(Words are on the back. ➡)*

## 16 SINGING

Sing a favorite rhyming song. Stop at the end of a line and have your child fill in the word.  
*(See "Twinkle, Twinkle Little Star" on the back. ➡)*

## 17 COUNTING

Take turns naming things that begin with the first letter of your child's name.



## 18 READING

Snuggle together and read two favorite books and one new book you haven't read yet.

## 19 WRITING

Draw your child's name in big puffy letters. Color them in together.



## 20 PLAYING

Take turns naming animals and making animal sounds.

## 21 TALKING

Talk about opposites. Reach high to the sky and low to the ground. Take a big step and a little step.

## 22 SINGING

Play favorite songs. Bounce, tap, clap to the rhythm.

## 23 COUNTING

See how many cotton balls you can fit into a variety of different-sized containers.

*How many fit in this cup? How many can fit in your pocket?*

## 24 READING

Use your finger to follow along with the words in the book as you read to your child today.

## 25 WRITING

Make a book with your child. Draw letters and pictures to tell a story. Tape the pages together.

## 26 PLAYING

Go for a morning walk. Walk slow. Walk fast (toddler pace). Repeat.

## 27 TALKING

Rhyming Day! Incorporate rhymes wherever you can. Look at the birds, they fly high in the sky.

## 28 SINGING


March to a drum. Use any empty container to act as a drum.

## 29 COUNTING

Make a number path! Number ten pieces of paper. Tape each piece to the floor. Recite each number as your child walks the path.

## 30 READING

Read a book about winter.



## Listening to nursery rhymes and songs is an early literacy experience that helps children understand how language and stories work.

Recite rhymes and sing songs with children from the time they are infants. This helps them become aware of and then play with the sounds in the words. Many rhymes tell a story with a beginning, middle, and end. This shows children how stories work and that events happen in a sequence. Good readers understand that stories and books have a beginning, middle, and end. After reciting a rhyme or singing a song ask your child about the song. What happened at the beginning? What happened at the end?

### RUB A DUB DUB

Rub a Dub Dub

Three Men in a Tub

And Who Do You Think They Be?

The Butcher, The Baker, The Candlestick  
Maker

And All of the them Out to Sea

### MAKE A STORY BOX

1. Use a small box and decorate it together. Label it Story Box.
2. Find random pictures with no words to add to the story box. Use family snapshots, advertisements from magazines, and other pictures.
3. At story time each person takes a picture (without peeking) and tells a short story about the picture.

### TWINKLE, TWINKLE, LITTLE STAR

Twinkle, twinkle, little star

How I wonder what you are

Up above the world so high

Like a diamond in the sky

Twinkle, twinkle little star

How I wonder what you are


### STAR LIGHT, STAR BRIGHT

Star light, star bright,

The first star I see tonight;

I wish I may, I wish I might,

Have the wish I wish tonight.



Always open online at [www.leelibrary.net](http://www.leelibrary.net)  
(239) 479-4636   

# Books to Read this Month

Check out these books at the library. If they are not available, ask the librarian for a recommendation.

## FOR READERS AGES 0-3

**How to Be a Cat**

*by Nikki McClure*

**Little Boat**

*by Tarō Gomi*

## FOR READERS AGES 3+

**Being a Dog:  
a Tail of Mindfulness**

*by Maria Gianferrari*

**We Are Water  
Protectors**

*by Carole Lindstrom*

