


# AUGUST 2023

Daily literacy-building activities to share with your child.



SUNDAY	MONDAY	TUESDAY	WEDNESDAY	THURSDAY	FRIDAY	SATURDAY
		<b>1 WRITING</b> Sit outside and write a list of seven things you see.	<b>2 PLAYING</b> Have a scavenger hunt. Ask your child to find something round, square, red, blue, etc.	<b>3 TALKING</b> Talk about bigger and smaller. <i>What is bigger, a giraffe or an ant? A house or a cat?</i>	<b>4 SINGING</b> Make music with things you have in the house like pots, pans, spoons, boxes, and cups.	<b>5 COUNTING</b> Talk about time. How long does it take to get to the park? How long does it take to get to the library?
		<b>6 READING</b> Read a nonfiction book about birds. Talk about what you've learned. Say the rhyme "If I Were a Bird." <i>(Words are on the back. ➡)</i>	<b>7 WRITING</b> Label the things in your child's room. Bed, dresser, table, book, closet. Point to the words and discuss.	<b>8 PLAYING</b> Play with blocks. What can you make? Form the blocks into a letter shape.	<b>9 TALKING</b> Take an alphabet walk outside. Talk about things that begin with different letter sounds.	<b>10 SINGING</b> Sing or say "The Itsy Bitsy Spider." <i>(Words are on the back. ➡)</i>
<b>13 WRITING</b> Draw a picture for a grandparent or other important person. Be sure to "sign" it.	<b>14 PLAYING</b> Play "What Fits?" Will the car fit inside your shoe? Will your shoe fit inside the car?	<b>15 TALKING</b> It's Library Card Month. Talk about what you can do at the library.	<b>16 SINGING</b> Pick a new kind of music you haven't listened to before. Listen together. Discuss.	<b>17 COUNTING</b> Set the table for a meal. How many plates will you need? How many utensils? Napkins?	<b>18 READING</b> Have a family storytime. Each person picks a book.	<b>19 WRITING</b> Use play dough to shape your child's first name.
<b>20 PLAYING</b> Play the yes-no game about time. <i>Is it time for breakfast? Is it time to read? Is it time for kisses?</i>	<b>21 TALKING</b> Before going to bed, talk about things you did this morning, this afternoon, and tonight. What will you do tomorrow?	<b>22 SINGING</b> Sing a "good morning" song to greet your child in the morning.	<b>23 COUNTING</b> Draw a picture of a cookie. Ask your child how many chocolate chips or sprinkles to add. Count out loud as you add them to the picture.	<b>24 READING</b> Relate the story in a book to your child's experiences. "Remember when you saw a big dog?"	<b>25 WRITING</b> Write your child's first name. Talk about the first letter of their name. Make the sound and say words that begin with the letter.	<b>26 PLAYING</b> Sing "Scarecrow, Scarecrow" and do all the movements. <i>(Words are on the back. ➡)</i>
<b>27 TALKING</b> Offer choices today. <i>Do you want this book or that one? Do you want water or milk? Would you like a banana or strawberries?</i>	<b>28 SINGING</b> Take turns singing bits of favorite songs.	<b>29 COUNTING</b> Trace around your hand and around your child's hand. Talk about the difference in size.	<b>30 READING</b> Look at pictures in magazines or newspapers. Take turns telling stories about the pictures.	<b>31 WRITING</b> Draw and write outside with chalk.		

## Children's reading success in kindergarten and beyond begins with positive language and literacy experiences from the time they are infants.

- Young children have shorter attention spans. You can do activities for short bits of time throughout the day or whenever you have the chance.
- You can help your children learn in ways and at times that are best for them.
- Children learn best by doing—and they love doing things with YOU!

### THE ITSY BITSY SPIDER

The itsy bitsy spider went up the water spout.

*(Move fingers up toward sky)*

Down came the rain and washed the spider out.

*(Bring fingers down and back)*


Out came the sun and dried up all the rain

*(Move arms up over head)*

And the itsy bitsy spider climbed up the spout again.

*(Move fingers up toward sky)*

REPEAT WITH "GREAT BIG SPIDER" USING A GRUFF, DEEP VOICE.



### IF I WERE A BIRD

If I were a bird, I'd sing a song

And fly about the whole day long.

And when the night comes, go to rest,

Up in my cozy little nest.

### SCARECROW, SCARECROW *Sing to the tune of "Twinkle, Twinkle, Little Star"*

Scarecrow, scarecrow, turn around,

Scarecrow, scarecrow, touch the ground.

Stand up tall and blink your eyes.

Raise your hands up to the sky.

Scarecrow, scarecrow, touch your toes.


Scarecrow, scarecrow, tap your nose.

Swing your arms so very slow,

Now real fast to scare the crows.

Raise your head, jump up and down.

Now sit down without a sound.



Always open online at [www.leelibrary.net](http://www.leelibrary.net)  
(239) 479-4636   

# Books to Read this Month

Check out these books at the library. If they are not available, ask the librarian for a recommendation.

## FOR READERS AGES 0-3

### Higher, Higher

*by Leslie Patricelli*

### Summer Stroll in the City

*by Cathy Goldberg Fishman*

## FOR READERS AGES 3+

### Lola Goes to School

*by Anna McQuinn*

### Stop! Bot!

*by James Yang*

