



***LEE TRAN ADMIN / OPS / MAINT FACILITY
UPCOMING PARTNERING WORKSHOP:***

DATE: THURSDAY, JUNE 21, 2012

TIME: 4:30 PM — 7:30 PM

LOCATION: 1500 MONROE STREET, FORT MYERS FL 33901
LARGE CONF ROOM -1B- FIRST FLOOR

PURPOSE: * REVIEW SUB PREQUALIFICATION PROCESS
* REVIEW PROJECT SPECIFIC REQUIREMENTS
* REVIEW PROJECT SPECIFIC SCOPES

4091 COLONIAL BLVD., SUITE 200 FORT MYERS, FL 33966

PHONE: 239-275-3003 FAX: 239-275-4662

WWW.GILBANECO.COM

Section 1

PROJECT NARRATIVE

- Sitework The site encompasses approximately 23 acres of pasture land to be developed with full storm drainage including onsite retention areas; water, sewer and fire line utilities; asphalt and concrete paving for parking and drive aisles; sidewalks; pavers; full perimeter fencing with automatic gate operators; 100% coverage irrigation and landscaping; site lighting and related site and directional signage.
- Typical For All Buildings Includes conventional shallow earth formed foundations, slab-on-grade with tilt-wall exterior wall panels, structural steel framing, bar joists and a composite metal deck with lightweight insulating concrete. The roof system is a modified bitumen system. Interior walls are metal framing with drywall and orange peel texture. Also included are curtainwall window systems; hollow metal doors and frames and wood doors with associated hardware; and all typical specialties and accessories for bathrooms, conference areas, offices, break rooms and copy rooms. The fire protection system is an automatic wet pipe system. The plumbing system consists of standard sensor-flow fixtures and standard supply and sewer piping. The mechanical system consists of packaged rooftop units and all associated ancillary requirements. The electrical system is fed from the maintenance building and includes a complete distribution system. Full lightning protection, grounding and TVSS systems are all included. The following low voltage systems are included: data/communications, cable TV, fire alarm, security intrusion, security cameras, intercom system, and card access systems.
- Administration Building Single story building with approximately 11,750 gross square feet. See above description for all details. The roof system on the Administration Building includes a structural concrete slab under the lightweight insulating concrete.
- Operations Building Single story building with approximately 21,640 gross square feet. See above description for all details.
- Maintenance Single story building with approximately 45,156 gross square feet. See

Building	above description for all details. The Maintenance Building includes a center vaulted clearstory area to accommodate day lighting in the maintenance areas. The maintenance area also includes all shop equipment, an overhead rail crane, in-ground and slab mounted lifts, storage room shelving, a complete fluid distribution and waste recovery system, compressed air system, and vehicle emission exhaust system.
Fuel & Detail Building	Single story tilt-wall and bar joist construction for the air conditioned space with a pre-engineered metal building for the dive lanes with approximately 8,417 gross square feet of under roof space. The Fueling Area includes unleaded and diesel fuel storage tanks, two fueling lanes with dispensers and monitoring system. Also included is fluid dispensing and compressed air. The detail area includes a vacuum station, storage spaces, washer and dryer.
Wash Building	Single story pre-engineered metal building with metal wall panels on the north elevation and tilt-wall panel infill on the south elevation and opened ends with approximately 5,794 gross square feet. The Wash Area includes two bus wash lanes (one new and one relocated) with the associated water recycling equipment.



RECENTLY AWARDED AND / OR CURRENTLY BIDDING PROJECTS:

LEE TRAN ADMIN / OPS / MAINT FACILITY, FT. MYERS
\$30 Million—Ft. Myers Office

CITY OF FT. MYERS FIRE STATION, FT. MYERS
\$6.3 Million— Ft. Myers Office

ARBOR RIDGE K-8 SCHOOL, ORLANDO
\$12 Million—Orlando Office

FSDB SETTLES GYM/POOL RENOVATIONS & ADDITION
FLORIDA SCHOOL FOR THE DEAF AND BLIND, ST. AUGUSTINE
\$2 Million—Jacksonville Office

LEON COUNTY RENEWABLE ENERGY BIOGAS PROJECT
SARASOTA
\$3.4 Million—Lakewood Ranch Office

BAYCARE HEALTH SYSTEM ST JOSEPH'S HOSPITAL-CEP, TAMPA
\$39 Million— Lakewood Ranch Office

GAINESVILLE POLICE DEPARTMENT, GAINESVILLE
\$10.5 Million—Gainesville/Jacksonville Office

**AN ONLINE
SUBCONTRACTOR
PRE-QUALIFICATION
IS REQUIRED TO DO
BUSINESS WITH US.**

**PLEASE SEE THE
REVERSE SIDE FOR
COMPLETE
INSTRUCTIONS**

*For more information on
prequalification require-
ments please contact:*

Mark Kennell 941-907-9044

FLORIDA REGIONAL OFFICE INFORMATION:

4091 Colonial Boulevard, Ste. 200, Ft. Myers, Florida 33966

8433 Enterprise Circle, Lakewood Ranch, Florida 34202

5584 Rio Vista Drive, Clearwater, Florida 33760

3530 NW 43rd Street, Gainesville, Florida 32606

4063 Salisbury Road, Ste. 211, Jacksonville, Florida 32216

661 University Boulevard, Ste. 107, Jupiter, Florida 33458

250 N. Orange Avenue, Ste. 540, Orlando, Florida 32801

239-275-3003 Phone 230-275-4662 Fax

941-907-9044 Phone 941-907-4105 Fax

727-533-8511 Phone 727-533-0620 Fax

352-380-0747 Phone 352-380-0748 Fax

904-281-7718 Phone 904-281-7720 Fax

561-691-0060 Phone 561-691-0055 Fax

407-422-7691 Phone 407-422-7669 Fax


VISIT WWW.GILBANECO.COM FOR MORE INFORMATION



www.gilbaneco.com

Online Subcontractor Prequalification Is Required To Do Business with Us -

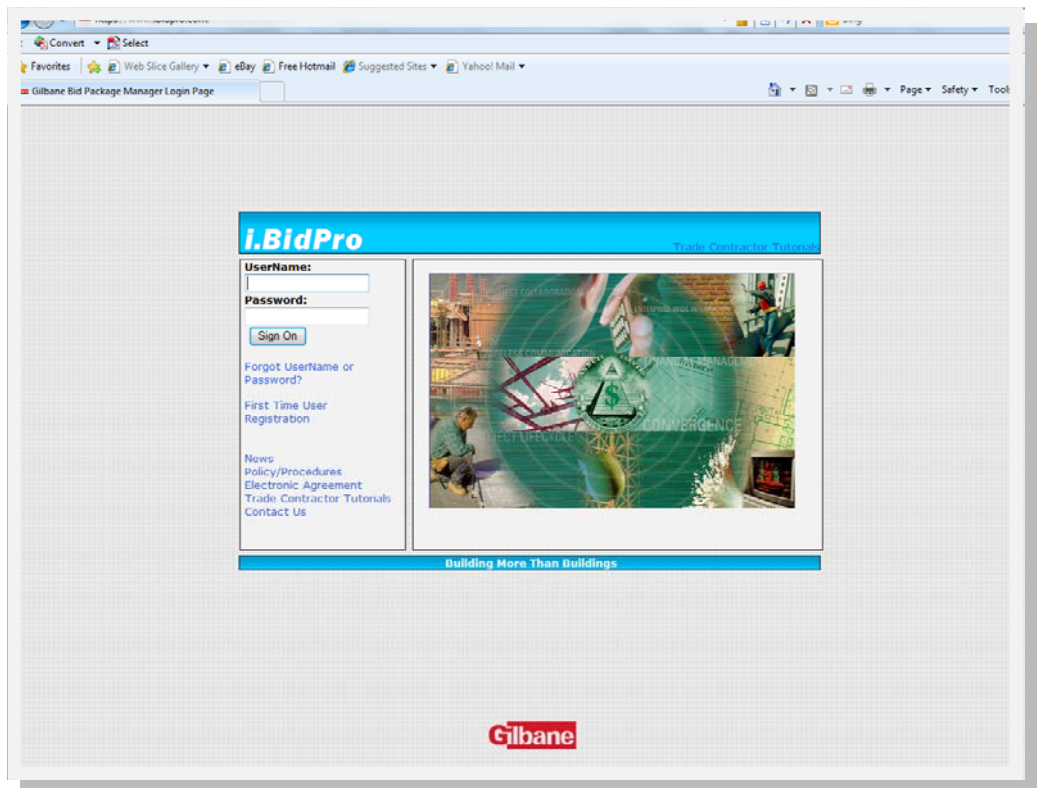
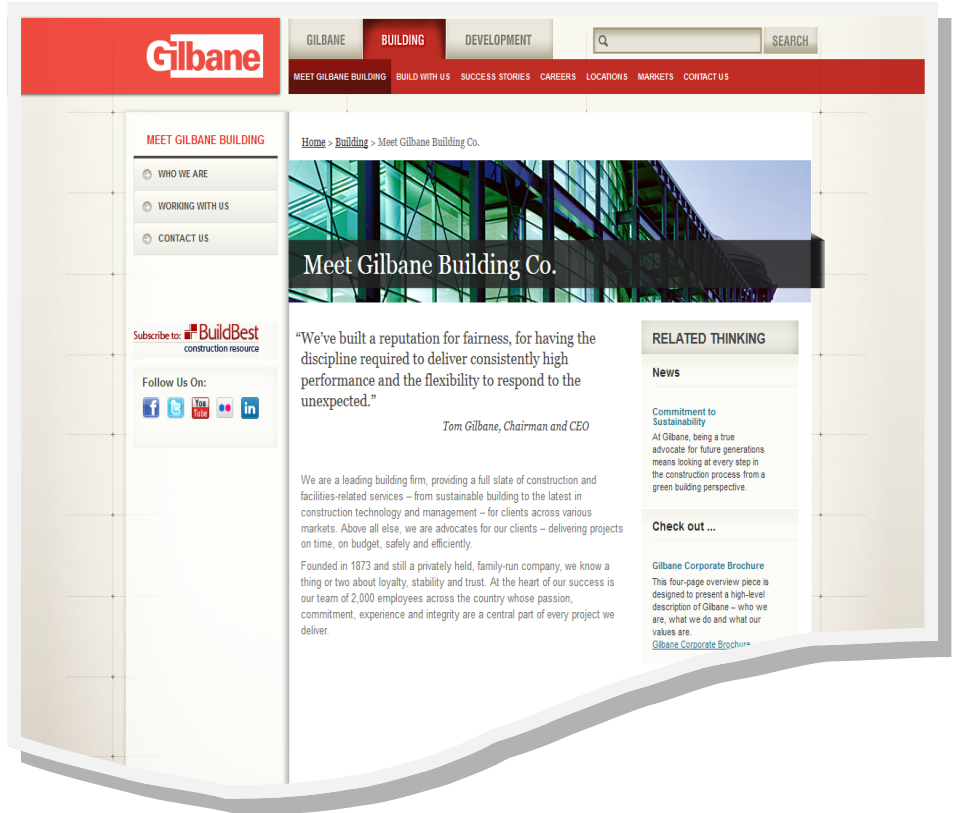
Please Visit Our Website and Get Qualified at www.Ibidpro.com



All Information Must Be Entered as Required

Be Sure to Click "Submit" When Complete.

You Will Receive a Confirmation Upon Review of All of Your Information.



Mills-Gilbane IBidPro Instructions

For all Trade / Subcontractors that desire to bid work with Mills-Gilbane, they must be prequalified through
ibidpro. See below instructions.

Step #	Description
1	Go to www.ibidpro.com
2	Do NOT Log In
3	Click on "Trade Contractor Tutorials"
4	Make sure that the sound is turned on to your computer
5	Click on "register as a first time user" tutorial
6	Go through the tutorial - approximately 3-4 minutes
7	When that tutorial is over, close that window
8	Click on "log in as a first time user" tutorial
9	Go through the tutorial - approximately 3-4 minutes
10	When that tutorial is over, close that window
11	Click on "complete the pre-qualification form" tutorial
12	Click on "take the entire tutorial"
13	Go through the tutorial - approximately 20 minutes
14	When that tutorial is over, close that window
15	Close the Tutorial Directory Window - you do not need to take any other tutorials at this time
16	You should now be back at the IBidPro Log-In Screen
17	Click on "First Time User Registration"
18	Fill out all blanks in the form
19	Click on "Submit"
20	Check your e-mail for a username and password
21	Go back to www.ibidpro.com
22	Log-In using your username and password (see below hint)
	Hint: Right click in your e-mail and copy and paste the password into ibidpro
23	Click on "Sign On"
24	It will prompt you to change your password - do it.
25	You are now logged in
26	Click on "You Must First Complete The Pre-Qual Form In Order To Use The System"
27	Click on "View Pre Qualification Form"
28	Fill out all blanks in the form (see below hints)
	Hint: Print the form and collect all required information before starting
	Hint: Save the form regularly (Save button at bottom of form)
29	Attach the following documents when prompted:
	Experience Modification Rating For Past 3 Years From Insurance Company
	OSHA 300 Form (Previous 3 Years)
	Financial Statements (Current)
30	You will be unable to enter the required Financial information. This information is to be input by the individual with the "Signing Name"
31	Once the form is complete with the exception of the Financials - Click on "Submit" You will be prompted to set up a "Signing Name" and password. The Signing Name should be the individual authorized to sign Contracts.
32	When the Signing Name and password is set up that user must log on and complete the Prequalification form.
33	Click Save then click Submit.
34	You are finished