



Lee County

# Community Development

## **BUILDING PERMIT FEE SCHEDULE UPDATE OVERVIEW & SUPPORTING DOCUMENTS**

Lee County Community Development completed an updated cost analysis of permitting and inspection services, resulting in revisions to the Building Permit Fee Schedule. These updates were developed using time-measurement studies across all record types to ensure accuracy and fairness in cost recovery. As a result, adjustments vary by record type and project scope, with some fees increasing, others decreasing, and several new fees added to reflect actual service delivery costs.

The updated Fee Schedule was developed with input and support from the Building Industry Oversight Committee (BIOC) and the Building Industry Association (BIA). It was approved by the Lee County Board of County Commissioners on March 17, 2026, and the fees listed below will take effect on April 15, 2026.

**DATE CREATED:** MARCH 17, 2026

**DATE LAST UPDATED:** MARCH 17, 2026

*Note: Information contained herein is subject to change at any time based on department policy and business processes. To ensure you are referencing the most current information, always use the online version of the documents rather than saving or printing a local copy.*

Cover Page	1
Table of Contents	2
Purpose & Intent	4
Project Cost Examples	5
Detailed Narrative of New Fees & Major Changes	6
<b>Review Fees</b>	<b>6</b>
Resubmission Fees	6
Regulatory Review	6
Plan Review	6
SFHA Review	6
Conditional Fees	7
Deferred Submittal	7
Revision - Admin Only	7
Decision Making Process	7
<b>Inspection Fees</b>	<b>8</b>
<b>Administrative &amp; Operations</b>	<b>8</b>
Application Fee	8
Technology Fee	8
Operational Support	9
<b>Miscellaneous Fees</b>	<b>9</b>
Work Without a Permit	9
Meeting & Consultation - Licensed	9
Meeting & Consultation - Non-Licensed	9
<b>Completion &amp; Extension Fees</b>	<b>10</b>
<b>Plan Review Fee Adjustments</b>	<b>11</b>
Commercial - New, Addition, Remodel	11
Commercial - Accessory Structures	11
<b>Inspection Fee Adjustments</b>	<b>11</b>
Commercial - New, Addition, Remodel	11
<b>Electrical, Plumbing, Mechanical</b>	<b>12</b>
Fee Collection, Discounts, and Refund Policy	13
<b>Milestone- Based Fee Collection</b>	<b>13</b>
<b>Special Scenarios</b>	<b>14</b>
<b>Discounts &amp; Waivers</b>	<b>14</b>
<b>Process Flowchart</b>	<b>15</b>
Summary of Fee by Record Type	16
<b>Abbreviations</b>	<b>16</b>
<b>Board of Adjustments and Appeals</b>	<b>16</b>
<b>Building Move</b>	<b>16</b>
<b>Commercial - Accessory Structures</b>	<b>16</b>
<b>Commercial -Additions</b>	<b>18</b>
<b>Commercial - Modular Buildings</b>	<b>18</b>
<b>Commercial - New Buildings</b>	<b>18</b>
<b>Commercial - Other</b>	<b>19</b>
<b>Commercial - Over the Counter</b>	<b>20</b>
<b>Commercial - Remodel Only</b>	<b>20</b>
<b>Consumption on Premises Sign off</b>	<b>21</b>
<b>Demolition</b>	<b>21</b>
<b>Dock Structures</b>	<b>21</b>
<b>Electrical</b>	<b>22</b>
<b>Exterior Openings</b>	<b>23</b>

# Table of Contents

<b>Fence</b>	<b>23</b>
Commercial	23
Residential	23
<b>Fire</b>	<b>23</b>
Commercial	23
Residential	24
<b>Mechanical</b>	<b>25</b>
Commercial	25
Residential	25
<b>Mobile Home / RV</b>	<b>25</b>
<b>Plumbing</b>	<b>26</b>
Commercial	26
Residential	26
<b>Pools</b>	<b>26</b>
Commercial	26
Residential	27
<b>Residential - Accessory Structures</b>	<b>27</b>
<b>Residential - Remodel</b>	<b>28</b>
<b>Residential - New Primary Structures</b>	<b>28</b>
<b>Residential - Over the Counter</b>	<b>29</b>
<b>Residential - Remodeling Only</b>	<b>29</b>
<b>Revision - Commercial</b>	<b>30</b>
<b>Revision - Residential</b>	<b>30</b>
<b>Roof</b>	<b>30</b>
<b>Signs</b>	<b>31</b>
<b>Solar</b>	<b>31</b>
<b>Temporary Structures / Uses</b>	<b>31</b>
<b>Use / Occupancy</b>	<b>32</b>

## Purpose & Intent

The department's current fee structure no longer reflects the true cost of delivering permitting and inspection services. Changing economic conditions, increased service demands, and statutory turnaround times have created an imbalance between revenue generated from fees and operating costs.

The proposed amendments to the fee schedule are designed to:

- ✓ **Align fees with actual service delivery costs.**
- ✓ **Maintain service levels and standards.**
- ✓ **Continue to meet statutory turnaround times.**

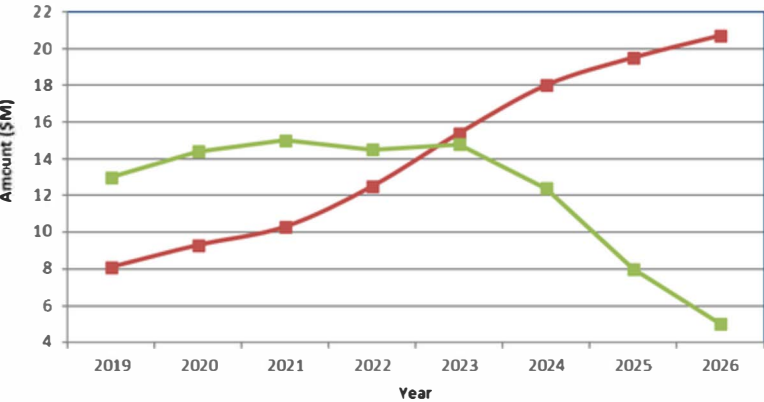
### PROJECT SCOPE

Overall, the changes result in a **net increase** to support cost recovery and achieve operational stability.

The department has been relying on reserve funds to operate - this approach is no longer sustainable. The proposed fee adjustments will reduce reliance on reserves and address the reserve-expense imbalance.

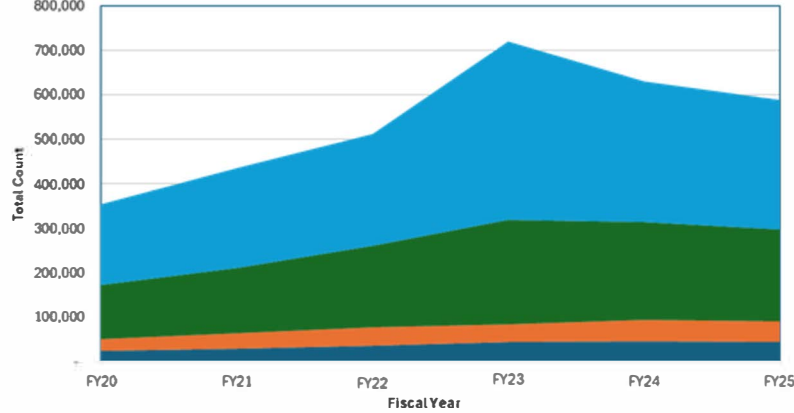
**Budget & Reserves Trend**

— Budget (\$M) — Reserves (\$M)



**Annual Workload Volume by Section**

■ Plan Review ■ Regulatory Review ■ Inspections ■ Permitting



## Cost Recovery Method

Proposed fees were developed using detailed time measurements across all record types to ensure accuracy and fairness in cost recovery. Adjustments vary by record type and project scope, with some fees increasing and others decreasing.

The time measurement methodology generally utilized the following approach:



## Operational Support Fee (OSF)

Provides a structured mechanism to cover indirect operating costs, calculated as a percentage of total review and inspection fees. It starts at 0% and adjusts up or down based on budget trends, using clear financial triggers such as whether reserves are increasing or decreasing and how close the fund is to the statutory cap.

Because the OSF is formula-driven, it is designed to fluctuate over time without requiring Board approval unless the Building Industry Oversight Committee does not support the recommended adjustment.

- Intended to:**
- ▶ Recover indirect costs
  - ▶ Rebuild and stabilize reserves
  - ▶ Ensure long-term sustainability

- Structure:**
- ▶ Based on objective revenue & expenditure trends
  - ▶ Reviewed and adjusted up or down, or auto-resets

# Project Cost Examples

The below examples are approximate and can vary based on project scope.

Example by Project Type		Previous	Current	Proposed
New Residential Structure (< 3,500 sq ft)		\$1,185	\$955	\$1,295
Residential Remodel (< 3,500 sq ft)		\$628	\$509	\$519
Residential Addition (< 3,500 sq ft)		\$792	\$689	\$1,245
New Mobile Home RV		\$408	\$438	\$415
New Commercial Structure (> 3,500 sq ft)		\$2,351	\$1,458	\$1,972
New Commercial Structure (Townhome)		\$6,718	\$3,780	\$4,912
Commercial Remodel (> 3,500 sq ft)		\$1,974	\$1,187	\$1,569
OVER THE COUNTER	Electrical	\$84	\$79	\$164
	Mechanical	\$79	\$79	\$164
	Plumbing	\$104	\$104	\$164
	Roof (Tile)	\$79	\$89	\$239
	Demolition	\$154	\$129	\$139

## A Short History of Previous Fee Amount (2020-2022)

Significant reserves and revenue reductions were implemented over time due to various waivers, discounts, and fee reduction programs. Most notably:

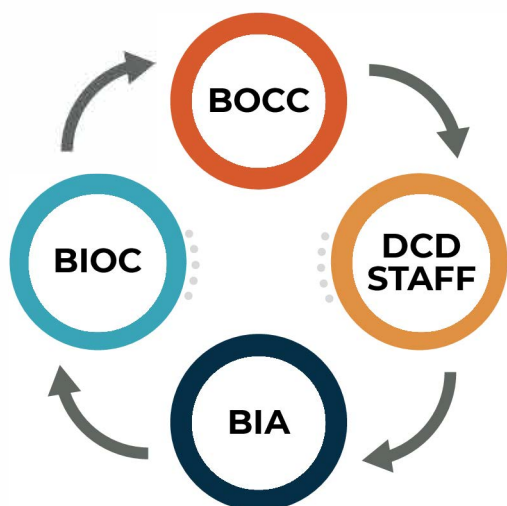


## Continuous Monitoring & Improvement

Feedback and adjustment needs will be communicated and reviewed with the Building Industry Oversight Committee (BIOC) every quarter for final BOCC approval, when necessary. This approach ensures fairness and responsiveness without delaying corrective action, while maintaining transparency and governance.

### Feedback Framework:

- Regularly meet with the Building Industry Association (BIA) for education outreach and provide for member feedback.
- Review fees captured by record type and activity at each regularly scheduled BIOC meeting.
- Continuously monitor and evaluate reserves balance to remain compliant with Fla. Stat. § 553.80(7)(a).
- Educate contractors on the benefits of utilizing Mastered Plans and achieving quality submissions.
- Improve intake process steps and criteria to support customer success.



# Detailed Narrative of New Fees & Major Changes

*Building & Permitting Services*

## NEW FEES

### REVIEW FEES

#### RESUBMISSION FEES

- **Proposed Amount:** Varies from \$25-150
- **Basis:** Per Resubmission
- **Background:** Previously, applicants were allowed unlimited review cycles without incurring additional fees, even though the initial review fee only covers the first review cycle. Each subsequent review requires staff time and resources that were not recovered under the previous structure.
- **Justification:** Introducing a resubmission fee ensures cost recovery for these additional reviews and encourages applicants to submit complete, high-quality plans upfront. This change promotes efficiency, reduces delays, and supports timely project approvals.

#### REGULATORY REVIEW (SUPPLEMENTAL) FEE

- **Proposed Amount:** \$35
- **Basis:** When applicable
- **Justification:** Some projects require additional regulatory research beyond the normal scope of standard reviews. These include complex compliance evaluations such as coastal requirements or other site-specific regulatory conditions. The supplemental regulatory review fee ensures the County can recover the cost of time required for research that exceeds standard review expectations.
- **See [Decision Making Process](#) Section**

#### PLAN REVIEW (SUPPLEMENTAL) FEE

- **Proposed Amount:** \$50 Residential | \$75 Commercial (per review discipline)
- **Basis:** When applicable
- **Justification:** This fee recovers the cost of limited or discipline-specific plan review work that falls outside the scope of standard plan review fees or revision fees. Examples include partial reviews for Master Plan projects, review of single components or engineered details, alternative methods/techniques, or targeted discipline requests. This fee ensures the County can recover the cost of targeted or additional review work that is not captured by existing fees.
- **See [Decision Making Process](#) Section**

#### SFHA REVIEW FEE

- **Proposed Amount:** \$25
- **Basis:** When applicable
- **Justification:** Projects located within a Special Flood Hazard Area (SFHA) require additional review to ensure compliance with FEMA floodplain regulations. This work includes verification of flood zone designations, required elevations, flood-resistant construction standards, and related federal and local requirements. Because these tasks fall outside the scope of standard permit review, this fee provides a mechanism to recover the additional time required to confirm FEMA compliance.

# Detailed Narrative of New Fees & Major Changes

## *Building & Permitting Services*

- **Application Rule:**
  - Assessed one time per permit record, by the individual conducting the SFHA-related review.
  - Not reassessed on resubmittals, nor for Elevation Certificate reviews.
- See [Decision Making Process Section](#)

### CONDITIONAL REVIEW FEES (DEVELOPMENT SERVICES, ZONING, AND PLANNING)

- **Proposed Amount:** \$15
- **Basis:** Per Section, when applicable
- **Justification:** While these sections of the department are funded through the General MSTU, certain Permit projects require compliance reviews in areas such as vegetation, environmental protection, sea turtle and eagle nesting, concurrency, and other land-use considerations, based on parcel attributes. To ensure cost recovery for Lee County as a whole, not just the Building/Permitting section.
- **Application Rule:** Assessed one time per record, per applicable discipline.
- **Notes:** No resubmission fees will apply. This fee will be applied fairly, consistently, and only when justified by documented circumstances. Funds collected will be placed in the General MSTU account, which compensates these staff members.

### DEFERRED SUBMITTAL REVIEW FEES

- **Proposed Amount:** \$50 Residential | \$75 Commercial (per review discipline)
- **Basis:** Per Submission
- **Justification:** Certain plans, drawings, or specifications are excluded from the initial plan packets and deferred/submitted at a later stage. While this flexibility benefits applicants, each deferred submittal still requires intake, routing, and a full compliance review—often involving multiple disciplines and potentially multiple review cycles. Previously, these additional processes were handled without any fee, creating unrecovered costs. The updated fee aligns with the Revision Fee structure (\$50 for Residential and \$75 per review discipline for Commercial) to ensure cost recovery and maintain fairness while continuing to meet statutory requirements.

### REVISION - ADMIN ONLY (NO REVIEW)

- **Proposed Amount:** \$25
- **Basis:** Per Request
- **Notes:** Provides reduced revision fee for revision requests not requiring technical review.

### DECISION MAKING PROCESS – REVIEW FEES

#### **Plan Review (Supplemental) Fee & Regulatory Review (Supplemental) Fee:**

- **Staff Member:** Through time tracking, identifies that a record review task took longer than typically expected. *(Coastal, SFHA, or otherwise more complicated and time-consuming than a typical record)*
  - **Action:** Complete review, add associated fees, and email supervisor that a supplemental fee may be justified.
- **Supervisor:** Will review the circumstances and decide whether the supplemental fee is justified.
  - **Action:** If supplemental fee(s) are justified, the supervisor will add the associated fee to record and enter a comment into the record.

# Detailed Narrative of New Fees & Major Changes

## *Building & Permitting Services*

- **Permit Staff:** Reviews Fees tab prior to File Verification.
  - **Action:** Supplemental fee will be invoiced, along with other fees, upon File Verification.
- **NOTE:** The supplemental fee escalation does not apply to directly justified reviews such as Minimum Use, Sea Turtles, and other activities directly associated with parcel attributes.

### INSPECTION FEES

#### PARTIAL/ADDITIONAL INSPECTION FEE

- **Proposed Amount:** \$50
- **Basis:** Per extra inspection beyond those included in the initial billed inspection fees
- **Justification:** The initial inspection fees cover a set number of inspections based on the project type. If the total number of inspections (including pass or partial results) exceeds that allowance, each additional inspection will be billed at \$50 per occurrence. This process aligns with the same approach used for re-inspection fees.

### ADMIN / OPERATIONS

#### APPLICATION FEE

- **Proposed Amount:** \$50
- **Basis:** Flat Fee
- **Background/Justification:** The Application Fee is designed to recover administrative costs associated with staff processing of a permit application. These costs include intake of submittals and resubmittals, completeness review, routing to plan review, customer service support (phone, email), final review and fee assessment, permit issuance, and record evaluation to ensure all inspections and documentation are complete prior to closure.
- **Notes:** This non-refundable fee also helps offset indirect operational costs if an applicant abandons the process, ensuring fairness and sustainability. Previously, these activities were not adequately covered by existing fees.

#### TECHNOLOGY FEE

- **Proposed Amount:** \$35
- **Basis:** Flat Fee
- **Justification:** This fee recovers costs associated with maintaining and supporting the enterprise permitting system and integrated platforms. These systems operate under active multi-year contracts and require ongoing enhancements, security, hosting, and administrative support. Establishing this fee ensures predictable and equitable cost recovery for technology infrastructure that benefits all applicants.
- **Notes:** Funds collected will be deposited into a dedicated account and used exclusively for technology-related expenses, ensuring transparency, accountability, and proper allocation of resources. The amount is determined using the following formula:
  - Fee per Record = Total Annual Technology Cost (Systems & Support Staff) ÷ Annual Record Volume

#### OPERATIONAL SUPPORT FEE

- **Proposed Amount:** % of Total Review and Inspection Fees (Excluding Conditional Reviews)

# Detailed Narrative of New Fees & Major Changes

## *Building & Permitting Services*

- **Basis:** Percentage of Total
- **Justification:** While all updated fees (application, plan review, regulatory review, inspections, etc.) are calculated based on time measurement analysis and direct labor costs, the Operational Support Fee is designed to recover indirect costs necessary to maintain operations. These include expenses such as electricity, building and space rent, devices, phones, IT support, vehicles, fuel, and other overhead costs. The fee is intended to fluctuate based on revenue and expenditure trends.
- **Calculation:** (Total Review Fees, excluding Conditional Reviews + Total Inspection Fees) x Applicable Percentage
- **Implementation Guidelines:**
  - The initial OSF percentage will be 0%.
  - The percentage may increase by up to 2% per quarter, based on quarterly budget review outcomes.
  - The maximum cumulative increase will not exceed 5% per fiscal year.
  - Any adjustment to the OSF percentage and frequency will be implemented upon mutual agreement between the Department and the Building Industry Oversight Committee (BIOC) following the quarterly review.

## MISCELLANEOUS FEES

### MISCELLANEOUS FEES-WORK WITHOUT A PERMIT

- **Proposed Amount:** Double the Plan Review and Inspection Fees, \$200 min
- **Basis:** Flat Fee
- **Applicability:** Applied when work has begun without a valid permit
- **Justification:** This fee serves both as a cost-recovery mechanism and as a deterrent for beginning work without a valid permit. When construction occurs without proper permitting, staff must evaluate work that has already been started or completed, often under non-standard conditions. This can increase life-safety risks, create potential compliance issues, and require additional review and inspection effort beyond what is typical for a permitted project. Staff may need to reconstruct the sequence of work, determine compliance after the fact, and verify whether any concealed work was performed safely and correctly. Doubling the standard plan review and inspection fees ensures the County recovers the additional time and resources needed to address unpermitted work, while also reinforcing the importance of securing permits before beginning construction.
- **Application Rule:**
  - This fee is applied one time per record
  - The doubling of fees only applies to the Plan Review, Plan Review Supplemental, and Inspection Fees; excludes Regulatory Review, Regulatory Supplemental Review, and any applicable Conditional Review Fees.
- **See [Decision Making Process](#) Section**

### MEETING/CONSULTATION FEES-LICENSED STAFF

- **Proposed Amount:** \$75 per hour/per staff/\$75 min
- **Basis:** Per Hour

# Detailed Narrative of New Fees & Major Changes

## *Building & Permitting Services*

- **Applicability:** When a customer requests consultations with a licensed professional that exceeds typical staff support or standard permit review activities.
- **Justification:** This fee recovers the cost of extended or specialized consultation with licensed staff when meetings exceed the level of guidance included in standard review processes. The fee ensures that the County recovers the cost of professional expertise provided outside normal plan review or inspection workflows.
- See [Decision Making Process Section](#)

### MEETING/CONSULTATION FEES-NON-LICENSED STAFF

- **Proposed Amount:** \$50 per hour/per staff/\$50 min
- **Basis:** Per Hour
- **Applicability:** Applied when extended meetings or consultations are requested with non-licensed staff beyond the standard level of customer assistance.
- **Justification:** This fee ensures recovery of staffing costs when applicants request extended, in-depth assistance from non-licensed personnel that goes beyond standard expectations.
- See [Decision Making Process Section](#)

### DECISION MAKING PROCESS – MISCELLANEOUS FEES

- **Staff Member:** Identifies potential application of a discretionary fee.
  - **Action:** Notifies supervisor by email for discussion/review
- **Supervisor:** Will review the circumstances and decide whether discretionary fee is justified.
  - **Action:** If supplemental fees are justified, the supervisor will add the applicable fee(s) and enter a comment into the record after validation.
- **Permit Staff:** Reviews Fees tab prior to File Verification.
  - **Action:** Discretionary fee(s) will be invoiced with other permit fees upon File Verification.

## ADMIN/OPERATIONAL FEE ADJUSTMENTS

### MISCELLANEOUS — ADMIN / OPERATIONS

#### RESIDENTIAL-TEMPORARY CO/CC

- **Proposed Amount:** \$100
- **Basis:** Per Request (initial issuance and each 30-day extension)
- **Notes:** TCO/TCC valid for 30 days, with option for additional 30-day extensions at the same fee.

#### COMMERCIAL/MULTI-FAMILY-TEMPORARY CO/CC

- **Proposed Amount:** \$100
- **Basis:** Per Request
- **Notes:** TCO/TCC valid for 30 days

#### COMMERCIAL/MULTI-FAMILY-TEMPORARY CO/CC (1ST EXTENSION)

- **Proposed Amount:** \$200
- **Basis:** Per Request

# Detailed Narrative of New Fees & Major Changes

## Building & Permitting Services

- **Notes:** Extends TCO/TCC for 30 days

---

### COMMERCIAL/MULTI-FAMILY-TEMPORARY CO/CC (SUBSEQUENT EXTENSIONS)

- **Proposed Amount:** \$400
- **Basis:** Per Request
- **Notes:** Extends TCO/TCC for 30 days

---

### COMPLETION PERMIT

- **Proposed Amount:** \$200 (COM Record Types) | \$100 (All Other Record Types)
- **Basis:** Per Request

**Justification:** The Completion Permit fee applies when reinstating an expired permit. The fee is consistent with the Extension fee baseline (\$50) but reflects the increased administrative work, compliance risk, and scheduling impact associated with reinstatements after expiration.

## PLAN REVIEW FEE ADJUSTMENTS

*The following are examples of adjustments being proposed to plan review fees, based on time measurement analysis and the inclusion of multiple review disciplines, particularly for commercial/multi-family projects where MEPs (Mechanical, Electrical, Plumbing) require separate licensed staff reviews.*

### COMMERCIAL/MULTI-FAMILY (NEW, ADDITION, REMODEL)

- Minimum plan review fees have been increased because the previous minimum of \$150 does not cover all review disciplines based on collected time measurement data.
- New policy will require \$0.10 per square foot or the minimum, whichever is greater, to be submitted at time of submittal. Previously, only the minimum was collected upfront.

### COMMERCIAL/MULTI-FAMILY (ACCESSORY STRUCTURES)

- Minimum plan review fees have been increased, and a \$0.10 per square foot fee will apply to more complex or larger structures (e.g., site-built/conventional sheds, garages, large fully enclosed accessory structures).
- Fees will be lower if no MEPs are involved.

### GENERAL NOTES

- Some record types will have a flat fee for plan review, others will be tiered based on MEP involvement or complexity, and some will be assessed based on square footage.

## INSPECTION FEE ADJUSTMENTS

### COMMERCIAL/MULTI-FAMILY NEW CONSTRUCTION, ADDITIONS, REMODELS, AND LARGE/SITE-BUILT ACCESSORY STRUCTURES

- The square-footage multiplier for structural inspections has been increased from \$0.10 to \$0.15 to align with the residential multiplier, which remains at \$0.15.

# Detailed Narrative of New Fees & Major Changes

## *Building & Permitting Services*

- This adjustment reflects the greater complexity of commercial and multi-family construction, including advanced building methods, systems, and compliance requirements.
- These projects often require multiple licensed inspectors for specialized disciplines such as mechanical, electrical, and plumbing (MEPs), unlike residential inspections where fewer licenses may suffice.
- Given the additional time, expertise, and resources involved, the cost for commercial and multi-family inspections should be at least equal to residential—if not higher—to ensure fair and accurate cost recovery.

### OTHER RECORD TYPES

- Pools and smaller accessory structures will be assessed based on the required number of inspections, as determined during the review process.
- Trade records that do not undergo plan review and typically require one or two inspections will be assessed a flat fee of \$75. This amount covers approximately 1.5 inspections to ensure fairness and avoid post-completion billing.
- Records with a set number of inspections, such as roofs, will have flat inspection fees to maintain predictability and transparency.

### ELECTRICAL, PLUMBING, AND MECHANICAL SUB-PERMIT FEE ADJUSTMENTS

The following adjustments address increases in square-footage multipliers and minimum fees for Electrical, Plumbing, and Mechanical sub-permits. These changes are based on inspection counts, complexity, and time measurement analysis, ensuring fees reflect actual costs and resource requirements.

#### ELECTRICAL SUB-PERMITS

- Previous calculations were based on amperage, but the multiplier was too low, resulting in the minimum fee of \$75 being assessed in most cases despite requiring at least 3 inspections.
- New, Addition, Major Remodels/Accessory Structures: \$0.04 per square foot, minimum \$150.
- Baseline set at 3,500 SF based on time measurement data.

#### PLUMBING SUB-PERMITS

- Previous multiplier was \$0.03 per square foot, which was too low, resulting in the minimum fee of \$100 being assessed in most cases despite requiring at least 3 inspections.
- New, Addition, Major Remodels/Accessory Structures: \$0.04 per square foot, minimum \$150.
- Baseline set at 3,500 SF based on time measurement data.

#### MECHANICAL SUB-PERMITS

- Previous multiplier was \$0.03 per square foot, which was too low, resulting in the minimum fee of \$100 being assessed in most cases despite requiring at least 2 inspections that take longer on average than plumbing and electrical.
- New, Addition, Major Remodels/Accessory Structures: \$0.035 per square foot, minimum \$125.
- Baseline set at 3,500 SF based on time measurement data.

# Fee Collection, Discounts, and Refund Policy

*Building & Permitting Services*

## GUIDING PRINCIPLES

- Collect applicable fees ahead of services provided at each milestone.
- Avoid charging all fees upfront until full automation is implemented.
- Standard fees: Technology Fee and OSF Fee.
- Other fees vary by record type and scope of work.

## MILESTONE-BASED FEE COLLECTION

### PRIOR TO STAFF PROCESSING / REVIEW (AFTER CASE CREATION)

- Application Fee
- Plan Review Fee
- Regulatory Review Fee
- Solid Waste/Recycling Fee (*Roof & Demo*)
- Technology Fee

### PRIOR TO REVIEW RESUBMISSION

- Conditional Review Fees
- Plan Review Fee (*if not collected previously*)
- Plan Review SF Adjustment Fee
- Plan Review Resubmission Fee
- Regulatory Review Fee (*if not collected previously*)
- Regulatory Review Resubmission Fee
- Regulatory Supplemental Review Fee
- SFHA Review Fee

### PRIOR TO PERMIT ISSUANCE / APPROVAL

- Administrative Fees (*e.g., Contractor Change, Extension, TCO/TCC, etc.*)
- Admin & Radon Fees
- Impact Fees
- Inspection Fees
- OSF Fee
- Revision Fee
- Solid Waste/Recycling Fee (*if not previously collected*)

### PRIOR TO RE-INSPECTION

- Partial/Additional Inspection Fees
- Re-Inspection Fees

### PRIOR TO CO/CC ISSUANCE

- Partial/Additional Inspection Fees

# Fee Collection, Discounts, and Refund Policy

## Building & Permitting Services

- Re-Inspection Fees
- Solid Waste/Garbage Collection Fee

### SPECIAL SCENARIOS

- **Auto-Issued Records:** No Application Fee; auto-assessed fees at submission/issuance; monthly validation reports.
- **Over-the-Counter Issued Records:** Auto-assessed fees at submission/issuance.

### DISCOUNTS & WAIVERS

Discount Type	What's Waived	Applies To	Exceptions/Notes
Mastered Drawings	Plan Review Fees	Projects using mastered drawings	Discount does not apply to Fire, Regulatory, Friend, SFHA
Private Provider Plan Review	75% of Plan Review Fees	Projects using private provider review	Plan Review Supplemental applied, when applicable
Private Provider Inspections	75% of Inspection Fees	Projects using private provider inspections	Does not apply to Fire or non-FBC inspections
Auto-Issued Records	Application Fee	Roof, Residential Fire Simplified Systems, future trades	Auto-issued only
100% Disabled Veteran	All Fees	Accessibility-related improvements	Full waiver

### DISCOUNT APPLICATION METHOD

All applicable fees will be assessed at their full calculated amount for reporting purposes. Approved discounts will then be applied as a separate adjustment to offset the discounted amount. This approach ensures accurate reporting of gross fees, discount values, and net revenue, while maintaining transparency for audits and performance tracking.

### AUTOMATION & REPORTING

- Configure auto-assessment for standard and milestone fees.
- Monthly audit reports for auto-issued and over-the-counter records.
- Prepare for full automation of manual fee assessments.

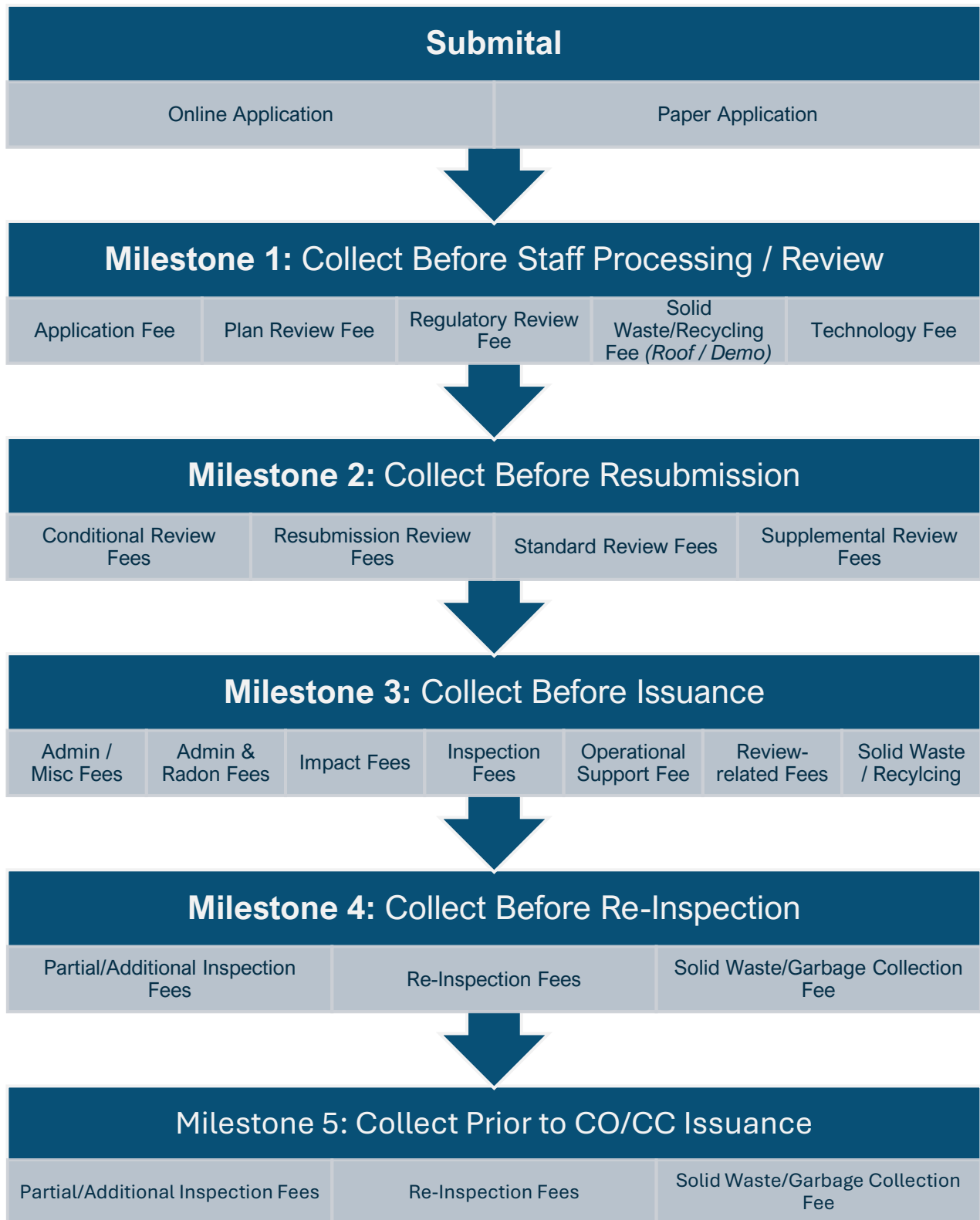
### REFUND POLICY

- No refund will be issued for the following, unless the fee was charged in error by the County:
  - Admin/Radon Fees
  - Application Fee
  - Operational Support Fee
  - Technology Fee
- No refund will be issued for any amount of \$50 or less, unless charged in error by the County.
- No refund will be issued for any fee if the work associated with said fee has already been performed.
- No refund will be issued for any permit after inspections have commenced.
- Eligible fees may be refunded at 50%, unless the fee is charged in error by the County. Impact Fees are excluded from this provision.

# Fee Collection, Discounts, and Refund Policy

Building & Permitting Services

## PROCESS FLOWCHART



# Summary of Fees by Record Type

## Building & Permitting Services

### ABBREVIATIONS

- ❖ **App Fee:** Application Fee
- ❖ **Tech Fee:** Technology Fee
- ❖ **PR Fee:** Plan Review Fee
- ❖ **RR Fee:** Regulatory Review Fee
- ❖ **RR Supp Fee:** Regulatory Review Supplemental Fee
- ❖ **SFHA Rev Fee:** Special Flood Hazard Area Review Fee
- ❖ **Conditional Reviews:** Development Services, Zoning, & Planning related review fees
- ❖ **OSF:** Operational Support Fee
- ❖ **Resub Fee:** Resubmission Fee
- ❖ **MEP:** Mechanical, Electrical, Plumbing

### BOARD OF ADJUSTMENTS AND APPEALS

- Board of Adjustment & Appeals: \$100

### BUILDING MOVE

*(All Types)*

- **App Fee:** \$50 | **Tech Fee:** \$35
- **PR Fees:** \$75 | **PR Resub Fee:** \$25
- **RR Fees:** \$50 | **RR Resub Fee:** \$25
- **Special Reviews** (if applicable):
  - **RR Supp Fee:** \$35 | **SFHA Rev Fee:** \$25 | **Conditional Reviews:** \$15 each
- **Inspections:** \$50 per required inspection
- **Inspection Add-On:** \$50 per inspection
- **Surcharges:** OSF, Admin, Radon apply

### COMMERCIAL – ACCESSORY STRUCTURES

- **App Fee:** \$50 | **Tech Fee:** \$35
- **PR Fee:** see table below | **PR Resub Fee:** See table below
- **RR Fee:**
  - AG Floodplain / Pool Enclosure: \$35
  - All Others: \$50
- **RR Resub Fee:** \$25
- **Special Reviews** (if applicable):
  - **RR Supp Fee:** \$35 | **SFHA Rev Fee:** \$25 | **Conditional Reviews:** \$15 each
- **Inspections:**
  - Minor (<=2500 SF) = \$50 per required inspection
    - Structural
    - Electrical
    - Mechanical
    - Plumbing
    - Roofing
  - Major (>2500 SF) = SF-based

## Summary of Fees by Record Type

### Building & Permitting Services

- Structural: \$0.15/SF (\$500 min)
- Electrical: \$0.04/SF (\$150 min)
- Mechanical: \$0.035/SF (\$125 min)
- Plumbing: \$0.04/SF (\$150 min)
- Roofing: \$100
- **Inspection Add-On:** \$50 per inspection (e.g., Tile)
- **Surcharges:** OSF, Admin, Radon apply

#### Review Fees Table

Category	PR Fee - No MEPs	PR Fee - With MEPs
Miscellaneous Low-Complexity Structures ( <i>Dumpster Enclosure, Playground Equipment</i> )	\$75	\$100
Lightweight Open or Semi-Enclosed Structures ( <i>Awning, Canopy, Carport, Screen Room, Pool Enclosure</i> )	\$150	\$175
Prefabricated Accessory Structures ( <i>Shed/Garage</i> )	\$150	\$175
Post-Framed or Open-Air Structures ( <i>Pole Barn, Unenclosed Gazebo</i> )	\$200	\$225
Decks ( <i>Elevated or Ground-Level</i> )	\$200	\$225
Site/Conventional Built Structures ( <i>Shed, Garage</i> )	\$0.10/SF \$225 min	\$0.10/SF, \$275 min
Fully Enclosed Accessory Rooms ( <i>Glass, Vinyl, Greenhouse</i> )	\$0.10/SF \$225 min	\$0.10/SF, \$275 min

#### Review Resubmission Fees Table

Category	PR Resub Fee - No MEPs	PR Resub Fee - With MEPs
Miscellaneous Low-Complexity Structures ( <i>Dumpster Enclosure, Playground Equipment</i> )	\$25	\$25
Lightweight Open or Semi-Enclosed Structures ( <i>Awning, Canopy, Carport, Screen Room, Pool Enclosure</i> )	\$35	\$50
Prefabricated Accessory Structures ( <i>Shed/Garage</i> )	\$35	\$50
Post-Framed or Open-Air Structures ( <i>Pole Barn, Unenclosed Gazebo</i> )	\$50	\$50
Decks ( <i>Elevated or Ground-Level</i> )	\$50	\$50
Site/Conventional Built Structures ( <i>Shed, Garage</i> )	\$50	\$75
Fully Enclosed Accessory Rooms ( <i>Glass, Vinyl, Greenhouse</i> )	\$50	\$75

## Summary of Fees by Record Type

*Building & Permitting Services*

### COMMERCIAL – ADDITIONS (INCLUDING REMODELING)

- **App Fee:** \$50 | **Tech Fee:** \$35
- **PR Fee:** \$0.10/SF, \$400 min | **PR Resub Fee:** \$100
- **RR Fee:** \$50 | **RR Resub Fee:** \$25
- **Special Reviews** (if applicable):
  - **RR Supp Fee:** \$35 | **SFHA Rev Fee:** \$25 | **Conditional Reviews:** \$15 each
- **Inspections:**
  - Structural: \$0.15/SF (\$500 min)
  - Electrical: \$0.04/SF (\$150 min)
  - Mechanical: \$0.035/SF (\$125 min)
  - Plumbing: \$0.04/SF (\$150 min)
  - Roofing: \$100
- **Inspection Add-On:** \$50 per inspection
- **Surcharges:** OSF, Admin, Radon apply

### COMMERCIAL – MODULAR BUILDINGS

- **App Fee:** \$50 | **Tech Fee:** \$35
- **PR Fee:** \$0.10/SF, \$250 min | **PR Resub Fee:** \$75
- **RR Fee:** \$0 | **RR Resub Fee:** \$0
- **Special Reviews** (if applicable):
  - **RR Supp Fee:** \$35 | **SFHA Rev Fee:** \$25 | **Conditional Reviews:** \$15 each
- **Inspections:**
  - Structural: \$0.15/SF (\$400 min)
  - Electrical: \$0.04/SF (\$150 min)
  - Mechanical: \$0.035/SF (\$125 min)
  - Plumbing: \$0.04/SF (\$150 min)
  - Roofing: \$100
- **Inspection Add-On:** \$50 per inspection
- **Surcharges:** OSF, Admin, Radon apply

### COMMERCIAL – NEW BUILDINGS

- **App Fee:** \$50 | **Tech Fee:** \$35
- **PR Fee:** \$0.10/SF, \$525 min | **PR Resub Fee:** \$125
- **RR Fee:** \$0 | **RR Resub Fee:** \$0
- **Special Reviews** (if applicable):
  - **RR Supp Fee:** \$35 | **SFHA Rev Fee:** \$25 | **Conditional Reviews:** \$15 each
- **Inspections:**
  - Structural: \$0.15/SF (\$500 min)
  - Electrical: \$0.04/SF (\$150 min)

# Summary of Fees by Record Type

## Building & Permitting Services

- Mechanical: \$0.035/SF (\$125 min)
- Plumbing: \$0.04/SF (\$150 min)
- Roofing: \$100
- **Inspection Add-On:** \$50 per inspection
- **Surcharges:** OSF, Admin, Radon apply

### COMMERCIAL – OTHER

*Specialized items (antenna, water tank, lift station, etc.)*

- **App Fee:** \$50 | **Tech Fee:** \$35
- **PR Fee:** see table below | **PR Resub Fee:** see table below
- **RR Fee:**
  - Water Tank / Lift Station: \$35
  - All Others: \$50
- **RR Resub Fee:** \$25
- **Special Reviews** (if applicable):
  - **RR Supp Fee:** \$35 | **SFHA Rev Fee:** \$25 | **Conditional Reviews:** \$15 each
- **Inspections:** \$50 per required inspection
- **Inspection Add-On:** \$50 per inspection
- **Surcharges:** OSF, Admin, Radon apply

#### Review Fees Table

Category	PR Fee – No MEPs	PR Fee - With MEPs
Antenna Alteration/Modification	\$175	\$200
Concrete Work (Structural Slab / Restoration)	\$175	\$200
Foundation Only (Building)	\$175	\$225
Lift Station	\$175	\$225
Radio / TV Antenna (New Installation)	\$250	\$275
Water Tank	\$300	\$350

#### Review Resubmission Fees Table

Category	PR Fee – No MEPs	PR Fee - With MEPs
Antenna Alteration/Modification	\$50	\$50
Concrete Work (Structural Slab / Restoration)	\$50	\$50
Foundation Only (Building)	\$50	\$50
Lift Station	\$50	\$50
Radio / TV Antenna (New Installation)	\$75	\$75

## Summary of Fees by Record Type

Building & Permitting Services

Water Tank	\$75	\$100
------------	------	-------

### COMMERCIAL – OVER-THE-COUNTER

*Example: Roof Over / Roof Mitigation*

- **App Fee:** \$50 | **Tech Fee:** \$35
- **PR Fee:** \$50 | **PR Resub Fee:** \$25
- **RR Fee:** \$0 | **RR Resub Fee:** \$0
- **Special Reviews** (if applicable):
  - **RR Supp Fee:** \$35 | **SFHA Rev Fee:** \$25 | **Conditional Reviews:** \$15 each
- **Inspections:** \$50 per required inspection
- **Inspection Add-On:** \$50 per inspection
- **Surcharges:** OSF, Admin, Radon apply

### COMMERCIAL – REMODELING ONLY

- **App Fee:** \$50 | **Tech Fee:** \$35
- **PR Fee:** \$0.10/SF with tiered minimums:
  - **No MEPs:** \$150
  - **With MEPs:** \$300
- **PR Resub Fee**
  - **No MEPs:** \$35
  - **With MEP:** \$75
- **RR Fee:** \$50 | **RR Resub Fee:** \$25
- **Special Reviews** (if applicable):
  - **RR Supp Fee:** \$35 | **SFHA Rev Fee:** \$25 | **Conditional Reviews:** \$15 each
- **Inspections:**
  - Minor (<=2500 SF) = \$50 per required inspection
    - Structural
    - Electrical
    - Mechanical
    - Plumbing
    - Roofing
  - Major (>2500 SF) = SF-based
    - Structural: \$0.15/SF (\$500 min)
    - Electrical: \$0.04/SF (\$150 min)
    - Mechanical: \$0.035/SF (\$125 min)
    - Plumbing: \$0.04/SF (\$150 min)
    - Roofing: \$100
- **Inspection Add-On:** \$50 per inspection (e.g., Tile)
- **Surcharges:** OSF, Admin, Radon apply

## Summary of Fees by Record Type

Building & Permitting Services

### CONSUMPTION ON PREMISES SIGN OFF

- **Admin Only** (No Technical Review): \$25

### DEMOLITION

(All Types)

- **App Fee:** \$50 | **Tech Fee:** \$35
- **PR Fees:** \$35 | **PR Resub Fee:** \$25
- **RR Fees:** \$0 | **RR Resub Fee:** \$0
- **Special Reviews** (if applicable):
  - **RR Supp Fee:** \$35 | **SFHA Rev Fee:** \$25 | **Conditional Reviews:** \$15 each
- **Inspections:** \$50 per required inspection, up to 6 structures if a single owner
- **Inspection Add-On:** \$50 per inspection
- **Surcharges:** OSF, Admin, Radon apply

### DOCK STRUCTURES (COMMERCIAL)

(Boathouse, Boatlift, Boatramp, Davits, Dock, Dredging, Dune Walkover, Fishing Pier/Observation Deck, Other, Pilings Only, Retaining Wall, Rip Rap, Seawall, Wetland Boardwalk)

- **App Fee:** \$50 | **Tech Fee:** \$35
- **PR Fee:** see table below | **PR Resub Fee:** \$25
- **RR Fee:** see table below | **RR Resub Fee:** \$25
- **Special Reviews** (if applicable):
  - **RR Supp Fee:** \$35 | **SFHA Rev Fee:** \$25 | **Conditional Reviews:** \$15 each
- **Inspections:** See Dock Structures (Res/Com) - Inspections
  - Base Fee: \$50 per required inspection, per structure
  - Additional Structures: 50% of base fee per added structure, per discipline (if applicable)
- **Inspection Add-On:** \$50 per inspection
- **Surcharges:** OSF, Admin, Radon apply

#### Review Fees Table

Category	PR Fee – No MEP	PR Fee – With MEP	RR Fee
Boathouse, Boatlift, Boatramp, Dock, Dredging, Dune Walkover, Fishing Pier / Observation Deck, Seawall, Wetland Boardwalk, Other	\$75	\$100	\$35
Retaining Wall	\$50	N/A	\$25
Davits	\$35	\$50	\$35
Pilings Only, Rip Rap	\$35	N/A	\$25

### DOCK STRUCTURES (RESIDENTIAL)

## Summary of Fees by Record Type

### Building & Permitting Services

(Boathouse, Boatlift, Boatramp, Davits, Dock, Dredging, Dune Walkover, Fishing Pier/Observation Deck, Other, Pilings Only, Retaining Wall, Rip Rap, Seawall, Wetland Boardwalk)

- **App Fee:** \$50 | **Tech Fee:** \$35
- **PR Fee:** see table below | **PR Resub Fee:** \$25
- **RR Fee:** see table below | **RR Resub Fee:** \$25
- **Special Reviews** (if applicable):
  - **RR Supp Fee:** \$35 | **SFHA Rev Fee:** \$25 | **Conditional Reviews:** \$15 each
- **Inspections:** See Dock Structures (Res/Com) - Inspections
  - Base Fee \$50 per required inspection, per structure
  - Additional Structures: 50% of base fee per added structure, per discipline (if applicable)
- **Inspection Add-On:** \$50 per inspection
- **Surcharges:** OSF, Admin, Radon apply

#### Review Fees Table

Category	PR Fee	RR Fee
Boathouse, Boatlift, Boatramp, Dock, Dredging, Dune Walkover, Fishing Pier / Observation Deck, Seawall, Wetland Boardwalk, Other	\$50	\$35
Retaining Wall	\$50	\$25
Davits	\$35	\$35
Pilings Only, Rip Rap	\$35	\$25

### DOCK STRUCTURES (RES/COM) - INSPECTIONS

#### Inspection Fees Table

Category	Per-Discipline Insp Fee	Additional Structures Rule
Boathouse, Boatlift, Boatramp, Davits, Dock, Dune Walkover, Fishing Pier / Observation Deck, Wetland Boardwalk, Other	\$50 per inspection	+50% of base per added structure
Dredging, Pilings Only, Retaining Wall, Rip Rap, Seawall	\$50 per inspection	N/A

### ELECTRICAL

(Access Control/Low Voltage, Electrical, Low Voltage)

- **App Fee:** \$50 | **Tech Fee:** \$35
- **PR Fees:** \$35 | **PR Resub Fee:** \$25
- **RR Fees:** \$0 | **RR Resub Fee:** \$0
- **Special Reviews** (if applicable):
  - **RR Supp Fee:** \$35 | **SFHA Rev Fee:** \$25 | **Conditional Reviews:** \$15 each
- **Inspections:** \$75 – up to six occupancy units or six pieces of equipment; covers up to 2 inspections.

## Summary of Fees by Record Type

### Building & Permitting Services

- **Inspection Add-On:** \$50 per inspection
- **Surcharges:** OSF, Admin, Radon apply

#### EXTERIOR OPENINGS

*(Window Replacement, Door Replacement, Garage Door, Acrylic/Vinyl Windows, Shutters)*

- **App Fee:** \$50 | **Tech Fee:** \$35
- **PR Fees:** \$35 | **PR Resub Fee:** \$25
- **RR Fees:** \$0 | **RR Resub Fee:** \$0
- **Special Reviews** (if applicable):
  - **RR Supp Fee:** \$35 | **SFHA Rev Fee:** \$25 | **Conditional Reviews:** \$15 each
- **Inspections:** \$75 – up to 6 occupancy units; covers up to 2 inspections
- **Inspection Add-On:** \$50 per inspection – up to 6 occupancy units; covers up to 2 inspections.
- **Surcharges:** OSF, Admin, Radon apply

#### FENCE (COMMERCIAL)

*(Fence, Retaining, Wall)*

- **App Fee:** \$50 | **Tech Fee:** \$35
- **PR Fees:** \$50 | **PR Resub Fee:** \$25
- **RR Fees:** \$35 | **RR Resub Fee:** \$25
- **Special Reviews** (if applicable):
  - **RR Supp Fee:** \$35 | **SFHA Rev Fee:** \$25 | **Conditional Reviews:** \$15 each
- **Inspections:** \$50 per required inspection
- **Inspection Add-On:** \$50 per inspection
- **Surcharges:** OSF, Admin, Radon apply

#### FENCE (RESIDENTIAL)

*(Fence, Retaining, Wall)*

- **App Fee:** \$50 | **Tech Fee:** \$35
- **PR Fees:** \$35 | **PR Resub Fee:** \$25
- **RR Fees:** \$25 | **RR Resub Fee:** \$25
- **Special Reviews** (if applicable):
  - **RR Supp Fee:** \$35 | **SFHA Rev Fee:** \$25 | **Conditional Reviews:** \$15 each
- **Inspections:** \$50 per required inspection
- **Inspection Add-On:** \$50 per inspection
- **Surcharges:** OSF, Admin, Radon apply

#### FIRE (COMMERCIAL)

*(Fire Alarms, Sprinklers, Fire Pump, Hood Suppression, Tanks, Fuel Lines, etc.)*

## Summary of Fees by Record Type

### Building & Permitting Services

- **App Fee:** \$50 | **Tech Fee:** \$35
- **PR Fees:** see below table | **PR Resub Fee:** see table below
- **RR Fees:** see table below | **RR Resub Fee:** \$25
- **Special Reviews** (if applicable):
  - **RR Supp Fee:** \$35 | **SFHA Rev Fee:** \$25 | **Conditional Reviews:** \$15 each
- **Inspections:** see table below
- **Inspection Add-On:** \$50 per inspection
- **Surcharges:** OSF, Admin, Radon apply

#### Review Fees Table

Category	PR Fee	PR Resub Fee	RR Fee
Monitor	\$35	\$25	\$0
Paint Booth Suppression	\$50	\$25	\$0
Fuel Tank, LP Tank, LP Tank & Lines	\$75	\$25	\$25
Chemical Storage Tank, Pollutant Storage Tank, Water Storage Tank	\$125	\$35	\$25
Fire Alarms, Halon/Energen, Sprinklers	\$125	\$35	\$0
All Other Types	\$75	\$25	\$0

#### Inspection Fees Table

Category	Inspection Fee (Flat)
Fire Alarms, Fuel Lines, Fuel Tank, LP Tank, Natural Gas, Sprinklers	\$100
Tanks & Lines	\$150
All Others	\$75

### FIRE (RESIDENTIAL)

*(Fuel Lines, LP Tanks, Sprinklers, Generators, etc.)*

- **App Fee:** \$50 | **Tech Fee:** \$35
- **PR Fees:** \$25 | **PR Resub Fee:** \$25
- **RR Fees:** \$25 | **RR Resub Fee:** \$25
- **Special Reviews** (if applicable):
  - **RR Supp Fee:** \$35 | **SFHA Rev Fee:** \$25 | **Conditional Reviews:** \$15 each
- **Inspections:** see table below
- **Inspection Add-On:** \$50 per inspection
- **Surcharges:** OSF, Admin, Radon apply

#### Inspection Fees Table

Category	Inspection Fee (Flat)
----------	-----------------------

## Summary of Fees by Record Type

### Building & Permitting Services

Self-Contained Generator	\$50
Water Storage Tank	\$75
Tanks & Lines	\$150
All Others	\$100

### MECHANICAL (COMMERCIAL)

*(Air Handler, Chiller, Heat Pump, Refrigeration, etc.)*

- **App Fee:** \$50 | **Tech Fee:** \$35
- **PR Fees:** see table below | **PR Resub Fee:** \$25
- **RR Fees:** see below | **RR Resub Fee:** \$25
  - Walk-In Cooler (Exterior): \$25
  - If review occurs, fee applies.
- **Special Reviews** (if applicable):
  - **RR Supp Fee:** \$35 | **SFHA Rev Fee:** \$25 | **Conditional Reviews:** \$15 each
- **Inspections:** \$75 – up to 6 occupancy units or 6 pieces of equipment; covers up to 2 inspections.
- **Inspection Add-On:** \$50 per inspection
- **Surcharges:** OSF, Admin, Radon apply

#### Review Fees Table

Category	PR Fee
Air Handler, Condenser Only, Package Unit, Pool Heat Pump, PTAC	\$35
Commercial Refrigeration	\$50
Walk-In Cooler (Exterior)	\$50
All Others	\$35

### MECHANICAL (RESIDENTIAL)

*(Air Handler, Chiller, Heat Pump, Refrigeration, etc.)*

- **App Fee:** \$50 | **Tech Fee:** \$35
- **PR Fees:** \$25 | **PR Resub Fee:** \$25
- **RR Fees:** \$0 | **RR Resub Fee:** \$0
- **Special Reviews** (if applicable):
  - **RR Supp Fee:** \$35 | **SFHA Rev Fee:** \$25 | **Conditional Reviews:** \$15 each
- **Inspections:** \$75 – up to 6 occupancy units or 6 pieces of equipment; covers up to 2 inspections.
- **Inspection Add-On:** \$50 per inspection
- **Surcharges:** OSF, Admin, Radon apply

### MOBILE HOME / RV

## Summary of Fees by Record Type

### Building & Permitting Services

*(Impact Fee Repayment, Mobile Home, Park Model, Recreational Vehicle)*

- **App Fee:** \$50 | **Tech Fee:** \$35
- **PR Fee:** see below | **PR Resub Fee:** \$25
  - Mobile Home / Park Model: \$75
  - RV: \$50
- **RR Fee:** \$50 | **RR Resub Fee:** \$25
- **Special Reviews** (if applicable):
  - **RR Supp Fee:** \$35 | **SFHA Rev Fee:** \$25 | **Conditional Reviews:** \$15 each
- **Inspections:** \$50 per required inspection
- **Inspection Add-On:** \$50 per inspection
- **Surcharges:** OSF, Admin, Radon apply

## PLUMBING (COMMERCIAL)

*(Irrigation, Plumbing, Sewer)*

- **App Fee:** \$50 | **Tech Fee:** \$35
- **PR Fees:** see below | **PR Resub Fee:** \$25
  - Plumbing: \$75
  - All Others: \$25
- **RR Fees:** \$0 | **RR Resub Fee:** \$0
- **Special Reviews** (if applicable):
  - **RR Supp Fee:** \$35 | **SFHA Rev Fee:** \$25 | **Conditional Reviews:** \$15 each
- **Inspections:** \$75 – up to 6 occupancy units or 6 pieces of equipment; covers up to 2 inspections.
- **Inspection Add-On:** \$50 per inspection
- **Surcharges:** OSF, Admin, Radon apply

## PLUMBING (RESIDENTIAL)

*(Irrigation, Plumbing, Sewer)*

- **App Fee:** \$50 | **Tech Fee:** \$35
- **PR Fees:** \$25 | **PR Resub Fee:** \$25
- **RR Fees:** \$0 | **RR Resub Fee:** \$0
- **Special Reviews** (if applicable):
  - **RR Supp Fee:** \$35 | **SFHA Rev Fee:** \$25 | **Conditional Reviews:** \$15 each
- **Inspections:** \$75 – up to 6 occupancy units or 6 pieces of equipment; covers up to 2 inspections.
- **Inspection Add-On:** \$50 per inspection
- **Surcharges:** OSF, Admin, Radon apply

## POOLS (COMMERCIAL)

*(Fountain, Pools Above Ground/Below Ground, Pool w/ Spa, Renovation, Spa Above/Below Ground)*

- **App Fee:** \$50 | **Tech Fee:** \$35

## Summary of Fees by Record Type

### Building & Permitting Services

- **PR Fees:** see below | **PR Resub Fee:** \$25
  - Fountain: \$35
  - All Others: \$50
    - If review occurs, fee applies.
- **RR Fees:** \$25 (if applicable) | **RR Resub Fee:** \$25
  - If review occurs, fee applies.
- **Special Reviews** (if applicable):
  - **RR Supp Fee:** \$35 | **SFHA Rev Fee:** \$25 | **Conditional Reviews:** \$15 each
- **Inspections:** \$50 per required inspection
- **Inspection Add-On:** \$50 per inspection
- **Surcharges:** OSF, Admin, Radon apply

### POOLS (RESIDENTIAL)

*(Fountain, Pools Above Ground/Below Ground, Pool w/ Spa, Renovation, Spa Above/Below Ground)*

- **App Fee:** \$50 | **Tech Fee:** \$35
- **PR Fees:** \$35 (if applicable) | **PR Resub Fee:** \$25
  - If review occurs, fee applies.
- **RR Fees:** \$25 | **RR Resub Fee:** \$25
- **Special Reviews** (if applicable):
  - **RR Supp Fee:** \$35 | **SFHA Rev Fee:** \$25 | **Conditional Reviews:** \$15 each
- **Inspections:** \$50 per required inspection
- **Inspection Add-On:** \$50 per inspection
- **Surcharges:** OSF, Admin, Radon apply

### RESIDENTIAL – ACCESSORY STRUCTURES

*(Carports, Decks, Detached Garages, Glass Rooms, Greenhouses, Sheds, Utility Rooms, Vinyl Rooms, Pool Enclosures, Screen Rooms, Pole Barns, etc.)*

- **App Fee:** \$50 | **Tech Fee:** \$35
- **PR Fee:** see table below | **PR Resub Fee:** \$25
- **RR Fee:** \$25 | **RR Resub Fee:** \$25
- **Special Reviews** (if applicable):
  - **RR Supp Fee:** \$35 | **SFHA Rev Fee:** \$25 | **Conditional Reviews:** \$15 each
- **Inspections:**
  - Minor (<=2500 SF): \$50 per required inspection
    - Structural
    - Electrical
    - Mechanical
    - Plumbing
    - Roofing
  - Major (>2500 SF): SF-based

## Summary of Fees by Record Type

### Building & Permitting Services

- Structural: \$0.15/SF (\$500 min)
- Electrical: \$0.04/SF (\$150 min)
- Mechanical: \$0.035/SF (\$125 min)
- Plumbing: \$0.04/SF (\$150 min)
- Roofing: \$100
- **Inspection Add-On:** \$50 per inspection (e.g., Tile)
- **Surcharges:** OSF, Admin, Radon apply

#### Review Fees Table

Category	PR Fee
<b>Fully Enclosed Accessory Rooms</b> ( <i>Glass Room, Vinyl Room, Utility Room, Enclosed Greenhouse</i> )	\$50
<b>Site/Conventional-Built Structures</b> ( <i>Shed, Detached Garage - wood/CBS</i> )	\$50
<b>Lightweight Open / Semi-Enclosed Structures</b> ( <i>Awning, Canopy, Aluminum Carport, Pool Enclosure, Screen Room</i> )	\$35
<b>Post-Framed / Unenclosed Structures</b> ( <i>Pole Barn, Unenclosed non-aluminum</i> )	\$35
<b>Prefabricated</b> ( <i>Shed/Detached Garage</i> )	\$35
<b>Structural Slab</b> ( <i>Accessory</i> )	\$35

### RESIDENTIAL – ADDITION (INCLUDING REMODELING)

(Attached Accessory Apartment, Mobile Home Addition, RV Addition, Single Family Addition)

- **App Fee:** \$50 | **Tech Fee:** \$35
- **PR Fee:** \$75 | **PR Resub Fee:** \$25
- **RR Fee:** \$35 | **RR Resub Fee:** \$25
- **Special Reviews** (if applicable):
  - **RR Supp Fee:** \$35 | **SFHA Rev Fee:** \$25 | **Conditional Reviews:** \$15 each
- **Inspections:**
  - Structural: \$0.15/SF (\$500 min)
  - Electrical: \$0.04/SF (\$150 min)
  - Mechanical: \$0.035/SF (\$125 min)
  - Plumbing: \$0.04/SF (\$150 min)
  - Roofing: \$100
- **Inspection Add-On:** \$50 per inspection (e.g., Tile)
- **Surcharges:** OSF, Admin, Radon apply

### RESIDENTIAL – NEW PRIMARY STRUCTURE

(Detached Accessory Apartment, Duplex, Model Home, Single Family Residence, Two Family Attached)

- **App Fee:** \$50 | **Tech Fee:** \$35
- **PR Fee:** \$75 | **PR Resub Fee:** \$25

## Summary of Fees by Record Type

### Building & Permitting Services

- **RR Fee:** \$35 | **RR Resub Fee:** \$25
- **Special Reviews** (if applicable):
  - **RR Supp Fee:** \$35 | **SFHA Rev Fee:** \$25 | **Conditional Reviews:** \$15 each
- **Inspections:**
  - Structural: \$0.15/SF (\$500 min)
  - Electrical: \$0.04/SF (\$150 min)
  - Mechanical: \$0.035/SF (\$125 min)
  - Plumbing: \$0.04/SF (\$150 min)
  - Roofing: \$100
- **Inspection Add-On:** \$50 per inspection (e.g., Tile)
- **Surcharges:** OSF, Admin, Radon apply

### RESIDENTIAL – OVER-THE-COUNTER

#### *(Roof Over / Roof Mitigation)*

- **App Fee:** \$50 | **Tech Fee:** \$35
- **PR Fee:** \$25 | **PR Resub Fee:** \$25
- **RR Fee:** \$0 | **RR Resub Fee:** \$0
- **Special Reviews** (if applicable):
  - **RR Supp Fee:** \$35 | **SFHA Rev Fee:** \$25 | **Conditional Reviews:** \$15 each
- **Inspections:**
  - Structural: \$50 per required inspection
  - Roofing: \$100
- **Inspection Add-On:** \$50 per inspection (e.g., Tile)
- **Surcharges:** OSF, Admin, Radon apply

### RESIDENTIAL – REMODELING ONLY

#### *(Exterior Remodel and Interior Remodel)*

- **App Fee:** \$50 | **Tech Fee:** \$35
- **PR Fee:** \$50 | **PR Resub Fee:** \$25
- **RR Fees:**
  - **Exterior: RR Fees:** \$25 | **RR Resub Fee:** \$25
  - **Interior: RR Fees:** \$0 | **RR Resub Fee:** \$0
- **Special Reviews** (if applicable):
  - **RR Supp Fee:** \$35 | **SFHA Rev Fee:** \$25 | **Conditional Reviews:** \$15 each
- **Inspections:**
  - Minor (<=2500 SF): \$50 per required inspection
    - Structural
    - Electrical
    - Mechanical
    - Plumbing

## Summary of Fees by Record Type

### Building & Permitting Services

- Roofing
  - Major (>2500 SF): SF-based
    - Structural: \$0.15/SF (\$500 min)
    - Electrical: \$0.04/SF (\$150 min)
    - Mechanical: \$0.035/SF (\$125 min)
    - Plumbing: \$0.04/SF (\$150 min)
    - Roofing: \$100
- **Inspection Add-On:** \$50 per inspection
- **Surcharges:** OSF, Admin, Radon apply

#### REVISION (COMMERCIAL)

- **Admin Only (No Technical Review):** \$25
- **PR Fee:** see below | **PR Resub Fee:** \$25 per review discipline
  - Added SF: Defer to PR Fee for initial record type
  - No Added SF: \$75 per review discipline
- **RR Fees:** \$50 | **RR Resub Fee:** \$25
- **Special Reviews** (if applicable):
  - **RR Supp Fee:** \$35 | **SFHA Rev Fee:** \$25 | **Conditional Reviews:** \$15 each
- **Inspections:** Defer to Inspections fees on initial record type
- **Surcharges:** OSF, Admin, Radon apply

#### REVISION (RESIDENTIAL)

- **Admin Only (No Technical Review):** \$25
- **PR Fee:** \$50 | **PR Resub Fee:** \$25
- **RR Fees:** \$35 | **RR Resub Fee:** \$25
- **Special Reviews** (if applicable):
  - **RR Supp Fee:** \$35 | **SFHA Rev Fee:** \$25 | **Conditional Reviews:** \$15 each
- **Inspections:** Defer to Inspections fees on initial record type
- **Surcharges:** OSF, Admin, Radon apply

#### ROOF

(All Types)

- **App Fee:** \$50 | **Tech Fee:** \$35
- **PR Fees:** \$25 | **PR Resub Fee:** \$25
- **RR Fees:** \$0 | **RR Resub Fee:** \$0
- **Special Reviews** (if applicable):
  - **RR Supp Fee:** \$35 | **SFHA Rev Fee:** \$25 | **Conditional Reviews:** \$15 each
- **Inspections:** \$100 (flat)
- **Inspection Add-On:** \$50 per inspection (e.g., Tile)
- **Surcharges:** OSF, Admin, Radon apply

## Summary of Fees by Record Type

### Building & Permitting Services

#### SIGNS

*(Awning, Billboards, Electronic Message Center, Flag Pole, Ground, Interchange, Tenant Panel, Wall)*

- **App Fee:** \$50 | **Tech Fee:** \$35
- **PR Fees:** \$35 | **PR Resub Fee:** \$25
- **RR Fees:** see below | **RR Resub Fee:** \$25
  - Billboards: \$50
  - All Others: \$25
- **Special Reviews** (if applicable):
  - **RR Supp Fee:** \$35 | **SFHA Rev Fee:** \$25 | **Conditional Reviews:** \$15 each
- **Inspections:** \$50 per required inspection
- **Inspection Add-On:** \$50 per inspection
- **Surcharges:** OSF, Admin, Radon apply

#### SOLAR

*(Pool Heater, Water Heater, Photovoltaic Systems)*

- **App Fee:** \$50 | **Tech Fee:** \$35
- **PR Fees:** \$25 | **PR Resub Fee:** \$25
- **RR Fees:** \$25 (if applicable) | **RR Resub Fee:** \$25
  - If review occurs, fee applies.
- **Special Reviews** (if applicable):
  - **RR Supp Fee:** \$35 | **SFHA Rev Fee:** \$25 | **Conditional Reviews:** \$15 each
- **Inspections:**
  - Ground Mounted PV: \$50 per required inspection
  - Roof Mounted PV: \$50 per required inspection
  - All Others: \$75 – covers up to 2 inspections
- **Inspection Add-On:** \$50 per inspection
- **Surcharges:** OSF, Admin, Radon apply

#### TEMPORARY STRUCTURES/USES

*(Carnival/Fairs, Christmas Trees, Circus, Community Garden, Construction Trailer, Equipment Shed, FEMA Housing, Fireworks Display, General Temporary Use, Horse Show, Food Cart, Parking Lot, Roadside Stands, Farmers' Market, Special Events, Signs/Banners, Temporary Storage, Tent, Tent Sales)*

- **App Fee:** \$50 | **Tech Fee:** \$35
- **PR Fees:** see below | **PR Resub Fee:** \$25
  - Construction Trailer: \$35
  - All Others: \$25 (if applicable)
- **RR Fees:** \$25 | **RR Resub Fee:** \$25
- **Special Reviews** (if applicable):

## Summary of Fees by Record Type

### *Building & Permitting Services*

- **RR Supp Fee:** \$35 | **SFHA Rev Fee:** \$25 | **Conditional Reviews:** \$15 each
- **Inspections:** \$50 per required inspection
- **Inspection Add-On:** \$50 per inspection
- **Surcharges:** OSF, Admin, Radon apply

### USE/OCCUPANCY

- **App Fee:** \$50 | **Tech Fee:** \$35
- **Special Reviews** (if applicable):
  - **RR Supp Fee:** \$35 | **SFHA Rev Fee:** \$25 | **Conditional Reviews:** \$15 each
- **Inspections:** \$50 per required inspection
- **Inspection Add-On:** \$50 per inspection
- **Surcharges:** OSF, Admin, Radon apply