

Lee County Coronavirus Relief Fund Reporting
Program Updates as of October 31, 2020



LeeCARES Programs

	March 2020	April 2020	May 2020	June 2020	July 2020	August 2020	Sept 2020	Oct 2020
Assistance Support Call Center				May 26				
Individual Assistance Round 1 (Rent, Mortgage, Utilities)				May 26				
Individual Assistance Round 2 (Rent, Mortgage, Utilities)						August 17		
Individual Utilities Assistance Round 1								Oct 19
Small Business PPE Assistance Round 1				May 26				
Business PPE Assistance Round 2							Sept 15	
Small Business Relaunch Assistance				May 26				
Small Business Rehire Assistance					July 6			
Non Profit Rehire Assistance					July 6			
Non Profit Human Services Grants								Sept 21
Childcare Scholarships				May 26				
Childcare Facility Disinfecting				June 1				
Food Pantry Grants				June 8				
Food Bank Distribution				June 8				
PPE Distribution State Mission and Government		March 15, 2020						

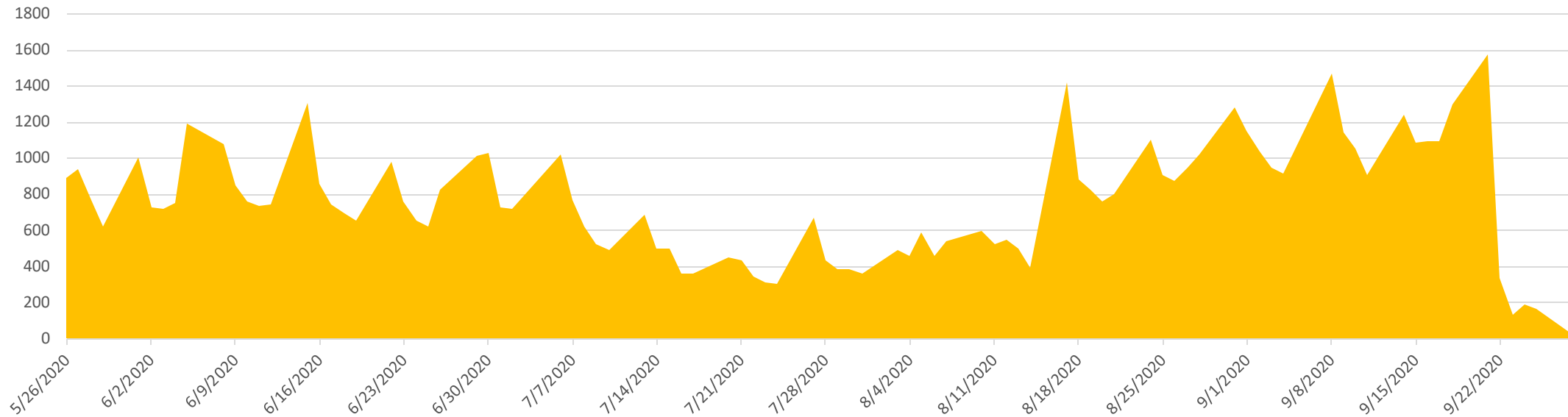
CALL CENTER OPERATION IS CLOSED.

May 26, 2020 - Sept 30, 2020

LeeCARES Assistance Support Call Center

Assistance Type	Call Volume
Business Assistance	7,670
Human Services Assistance	58,464
TOTAL	66,134

Daily Calls Handled by Lee CARES Call Center



LeeCARES Individual Assistance Rounds 1 & 2

Applications Received
24,255

Applications Approved
12,784
Approved applications may receive multiple types of assistance.

	Total Assistance Cases	Total Payments Approved	Average Paid per Request
Electric Utility	8,347	\$2,716,793	\$325
Water Utility	3,856	\$801,436	\$208
Rent	9,612	\$16,269,915	\$1,693
Mortgage	3,788	\$6,418,095	\$1,694
TOTAL	25,603	\$26,206,239	

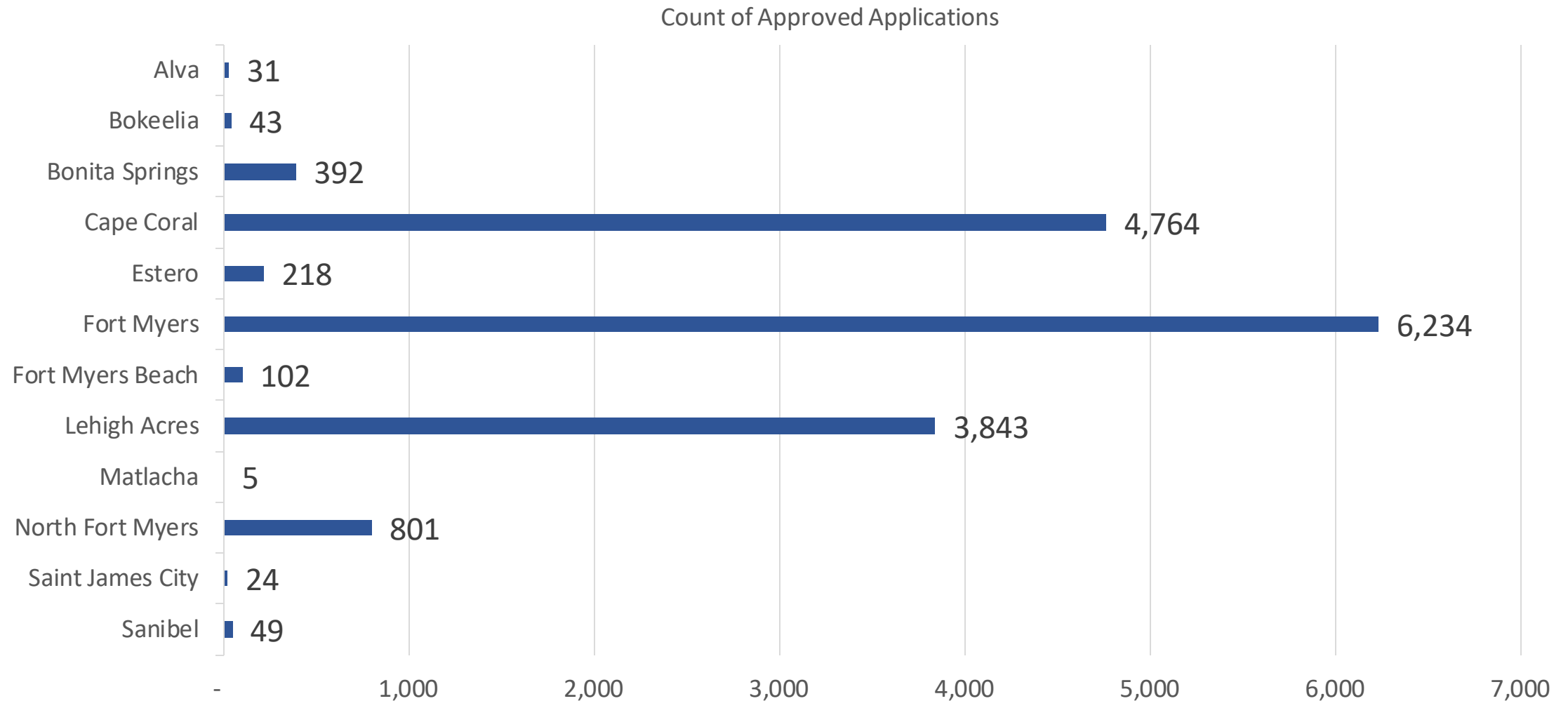
LeeCARES Individual Utilities Assistance – Round 1

Applications Received 3,309
Completed Initial Review 1,562
Applications Approved (Paid) 0 <i>Applications may receive multiple types of assistance.</i>

	Total Assistance Cases	Total Payments Requested	Average Paid per Request
Electric Utility	1,654	\$602,341	\$364
Water Utility	827	\$174,966	\$211
TOTAL	2,481	\$777,307	

LeeCARES All Individual Assistance Programs

Assistance by Location



LeeCARES PPE Assistance

TOTAL Distributions = 7,271,904

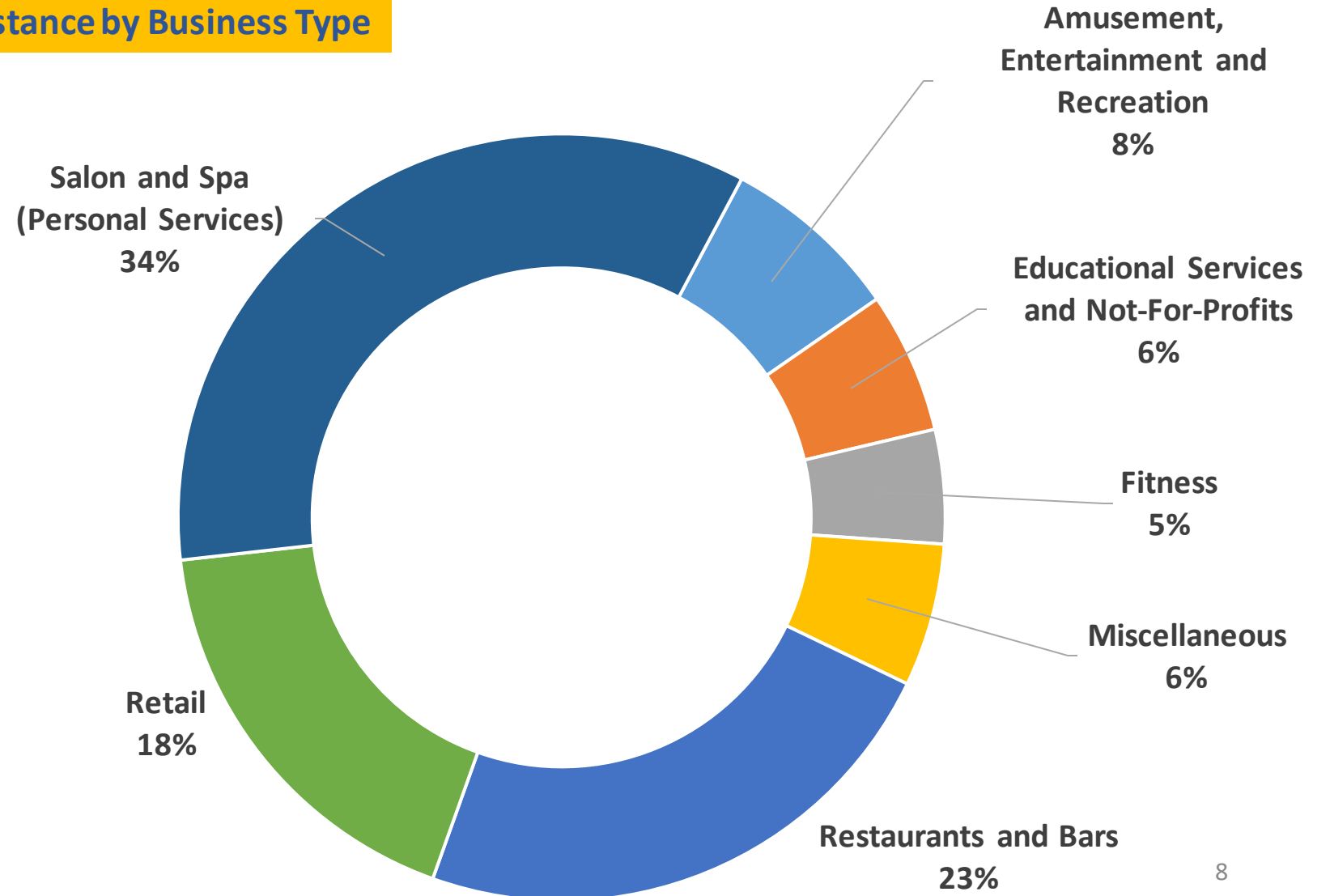
Business PPE Round 1 & 2 (Businesses Assisted = 2,372) 1,321,572	PPE Available for Public (Distribution by community partners) 1,016,244
Childcare 186,410	Private Schools (27 schools; 4,988 students) 14,248
Distributions to County Government Entities: County Departments, Municipalities, and Constitutionals 2,735,246	
Distributions to State Entities: Assisted Living Facilities/ Nursing Homes, Emergency Operations Center Web 1,998,184	

PPE Equipment	Distributed
Gloves	2,506,095
Masks and Face Shields	3,757,151
Hand Sanitizer	188,898
Disinfecting Spray/Wipes	637,268
Other PPE Items (thermometers, gowns, etc.)	182,492

LeeCARES Small Business Relaunch Assistance

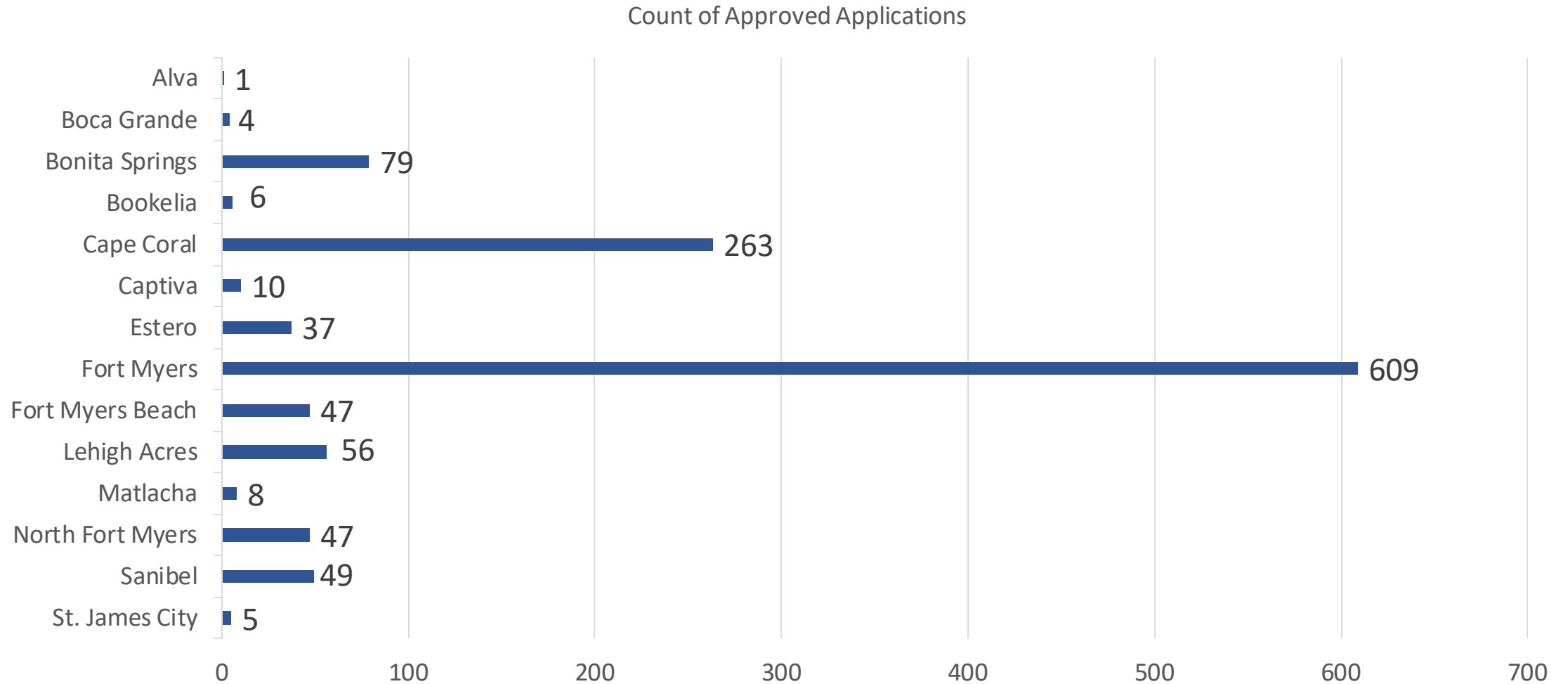
Assistance by Business Type

Applications Received	2,605
Applications Approved	1,231
Total Approved	\$6,155,000



LeeCARES Small Business Relaunch Assistance

Assistance by Location



LeeCARES Small Business Rehire Assistance

Small Business	
Applications Received	
332	
Applications Approved for Initial Payment	
133	
Initial Payment	
\$540,200	
Rehires (FTEs)	
322	
Approved for Final	Final Payment
51	\$502,000

Non Profits	
Applications Received	
35	
Applications Approved for Payment	
14	
Initial Payment	
\$72,900	
Rehires (FTEs)	
41	
Approved for Final	Final Payment
2	\$32,200

LeeCARES Human Service Agencies 501(c)(3) and 501(c)(19)

Funds Allocated

\$10,000,000

Human Services

Applications Received

25

Applications Approved for
Payment

0

Reimbursements Requested

\$722,740

LeeCARES Childcare Scholarships

Scholarships Requested	Scholarships Received	Providers Enrolled	Scholarship Commitment
1,165	965	107	\$2,412,500

LeeCARES Childcare Facility Deep-Disinfecting Assistance

Childcare Organizations 87		Facilities Cleaned 109
Approved Funds Requested \$890,908	Avg. Assistance Per Agency \$10,240	Average Disinfecting Cycle Every 7 Days

Initial Assistance Date – June 1, 2020 through August 7, 2020
 Extended Assistance Date – August 8, 2020 through December 31, 2020
 Facilities may include exterior playgrounds and buses.

LeeCARES Food Security

Food Pantry Grants
Applications Received 207
Applications Approved 66
Funds Approved \$330,000

Food Bank Reimbursements		
	Funds Allocated	Funds Reimbursed
Harry Chapin Food Bank	\$2,750,000	<i>\$1,241,000</i>
Midwest Food Bank	\$697,500	<i>\$251,296</i>
Community Cooperatives	\$465,000	<i>\$216,678</i>
TOTALS	\$3,912,500	<i>\$1,708,974</i>

CARES Act Coronavirus Relief Fund Expenditures

CARES Act Coronavirus Relief Fund Direct Allocation		\$134, 459,744
TOTAL Open POs and Actual Spent (as of October 31, 2020)	\$50,318,621	
Additional: Program Grant Approval – Not Yet Disbursed	\$8,757,306	
Balance Remaining		\$75,383,817

As of October 31, 2020

CRF Direct Allocation Expenditures

CARES Act Community Aid (11124600100)	Open PO/ Contract Amount or Program Approvals Not Yet Distributed*	Actual as of Oct 31, 2020	TOTAL
Grants & Aid			
Individual Assistance (Rent Mortgage Utility)	\$7,818,567*	\$19,119,979	
PPE	\$68,213	\$2,395,405	
Business Relaunch Assistance		\$6,155,000	
Business Rehire Assistance	\$166,000*	\$981,300	
Human Services Agencies	\$772,740*		
Childcare Support	\$339,824	\$1,346,163	
Food Banks	\$1,963,526	\$2,038,974	
FGCU Antibody Study	\$170,128	\$279,872	
Other Human Services	\$114,000	\$103,688	
TOTALS	\$11,412,997	\$32,420,382	\$43,833,378
CARES Act Government Expenses (11123400100)	Open PO/Contract Amount	Actual as of Oct 31, 2020	TOTAL
Public Safety/EOC PPE	\$1,782,827	\$8,063,207	
Technology	\$1,314,752	\$1,552,917	
Facility Cleaning and Modifications	\$857,883	\$1,670,962	
	\$3,955,462	\$11,287,087	\$15,242,549
TOTAL CARES Act Community Aid and Government Expense	\$15,368,459	\$43,707,469	\$59,075,927

COVID-19 Grants

Grant Type	Award (\$M)
CARES Act – Coronavirus Relief Fund Direct Allocation	\$134.5M
Port Authority FAA Cares Act Funds	\$36.8M
Federal Transit Administration Cares Act Grant (FTA)	\$19.2M
Community Development Block Grant (CDBG)	\$1.9M
Emergency Solutions Grant - 2 (ESG)	\$1.8M
Florida Housing Finance Corporation	\$1.5M
Florida Housing Finance Corporation 2	\$0.9M
Low Income Housing Energy Assistance Program (LIHEAP)	\$1.4M
Emergency Solutions Grant (ESG)	\$0.9M
Florida Department of Transportation CARES Act Funding (FDOT)	\$0.8M
Public Safety CARES Act Provider Relief Fund	\$0.7M
Community Service Block Grant (CSBG)	\$0.5M
Sheriff CESF Grant	\$0.3M
TOTAL	\$201.1M