

Lee County Coronavirus Relief Fund Reporting
Program Updates as of November 30, 2020



Executive Summary

Community Aid

- Through November of 2020 the County has disbursed over \$40 million in community aid through the LeeCARES program in the forms of rent, mortgage and utility payment assistance, business grants, PPE distribution, food supplies, childcare scholarships and COVID-19 testing. An additional \$10 million of assistance has been obligated and payment is pending.
- \$14,000,000 of additional community aid is projected through year-end to put the total amount over \$60,000,000 (see Slide 3). Note: this amount does not include housing assistance offered through other County programs.

Government Expenses

- Lee County is also reimbursing some units of local government for COVID-19 response expenditures:
 - Board of County Commissioners operating departments
 - Lee County Sheriff's Office
 - Clerk of Courts, Tax Collector, Medical Examiner
 - Municipalities (Bonita Springs, Cape Coral, Estero, Fort Myers, Fort Myers Beach, Sanibel)
 - Independent Fire Districts (17 separate districts)

CARES Act funding expires on December 30, 2020. Coronavirus Relief Fund direct allocation expenditures are projected to reach \$134,459,744.


CRF Direct Allocation Expenditures

CARES Act Community Aid (11124600100)	Open PO/ Contract Amount or Program Approvals Not Yet Distributed	Actual as of Nov 30, 2020	Estimated to Spend	TOTAL
Individual Assistance (Rent Mortgage Utility)	\$2,436,214	\$25,408,554		\$64,286,740
Business Assistance	\$40,400	\$7,402,400	\$13,000,000	
Childcare Support	\$2,951,314	\$1,747,759		
Human Services and Food Banks	\$4,337,448	\$2,966,460	\$900,000	
PPE		\$2,396,191		
COVID Testing	\$170,128	\$279,872	\$250,000	
SUB TOTAL	\$9,935,504	\$40,201,236	\$14,150,000	

CARES Act Government Expenses (11123400100)	Open PO/Contract Amount or Program Approvals Not Yet Distributed	Actual as of Nov 30, 2020	Estimated to Spend	TOTAL
Public Safety	\$3,161,964	\$28,298,857	\$26,830,222	\$70,173,004
Municipal	\$5,500,000			
Technology	\$2,029,143	\$1,774,131		
Facility Cleaning and Modifications	\$777,690	\$1,800,997		
SUB TOTAL	\$11,468,797	\$31,873,985	\$26,830,222	

TOTAL CARES Act Community Aid and Government Expense	\$21,404,301	\$72,075,221	\$40,980,222	\$134,459,744
---	---------------------	---------------------	---------------------	----------------------

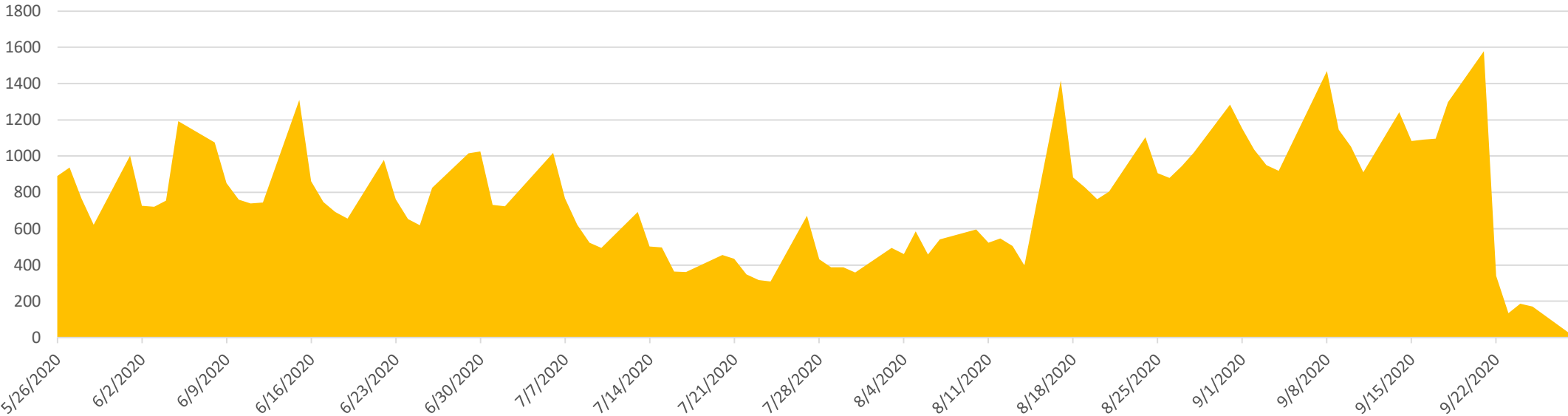
LeeCARES Programs



LeeCARES Assistance Support Call Center

Assistance Type	Call Volume
Business Assistance	7,670
Human Services Assistance	58,464
TOTAL	66,134

Daily Calls Handled by Lee CARES Call Center



LeeCARES All Individual Assistance Programs

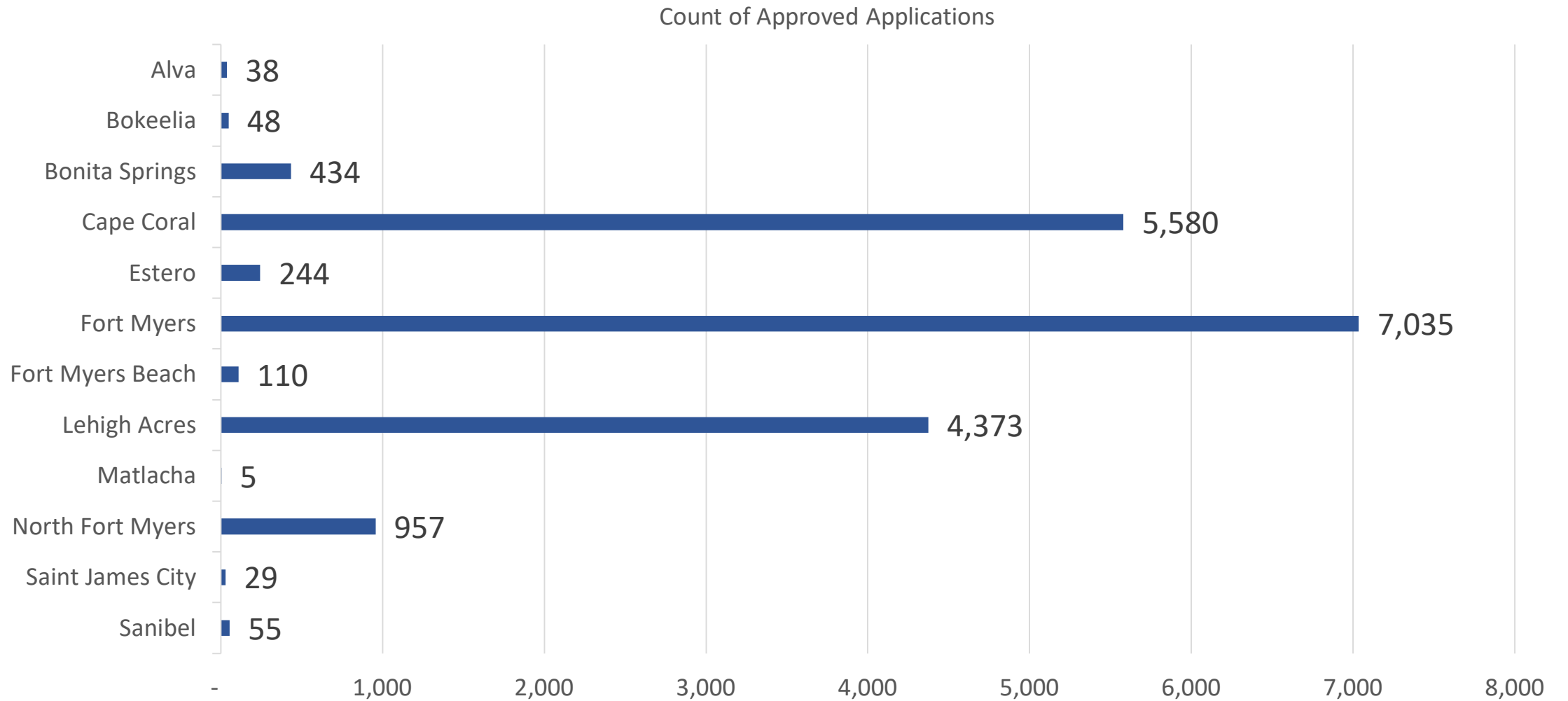
Applications Received
30,560

Applications Approved
15,916
Approved applications may receive multiple types of assistance.

	Total Assistance Cases	Total Payments Approved	Average Paid per Request
Electric Utility	12,084	\$3,966,653	\$328
Water Utility	5,776	\$1,205,635	\$209
Rent	9,614	\$16,261,236	\$1,691
Mortgage	3,779	\$6,410,216	\$1,696
TOTAL	31,253	\$27,843,740	

LeeCARES All Individual Assistance Programs

Assistance by Location



LeeCARES PPE Assistance

TOTAL Distributions = 8,069,639

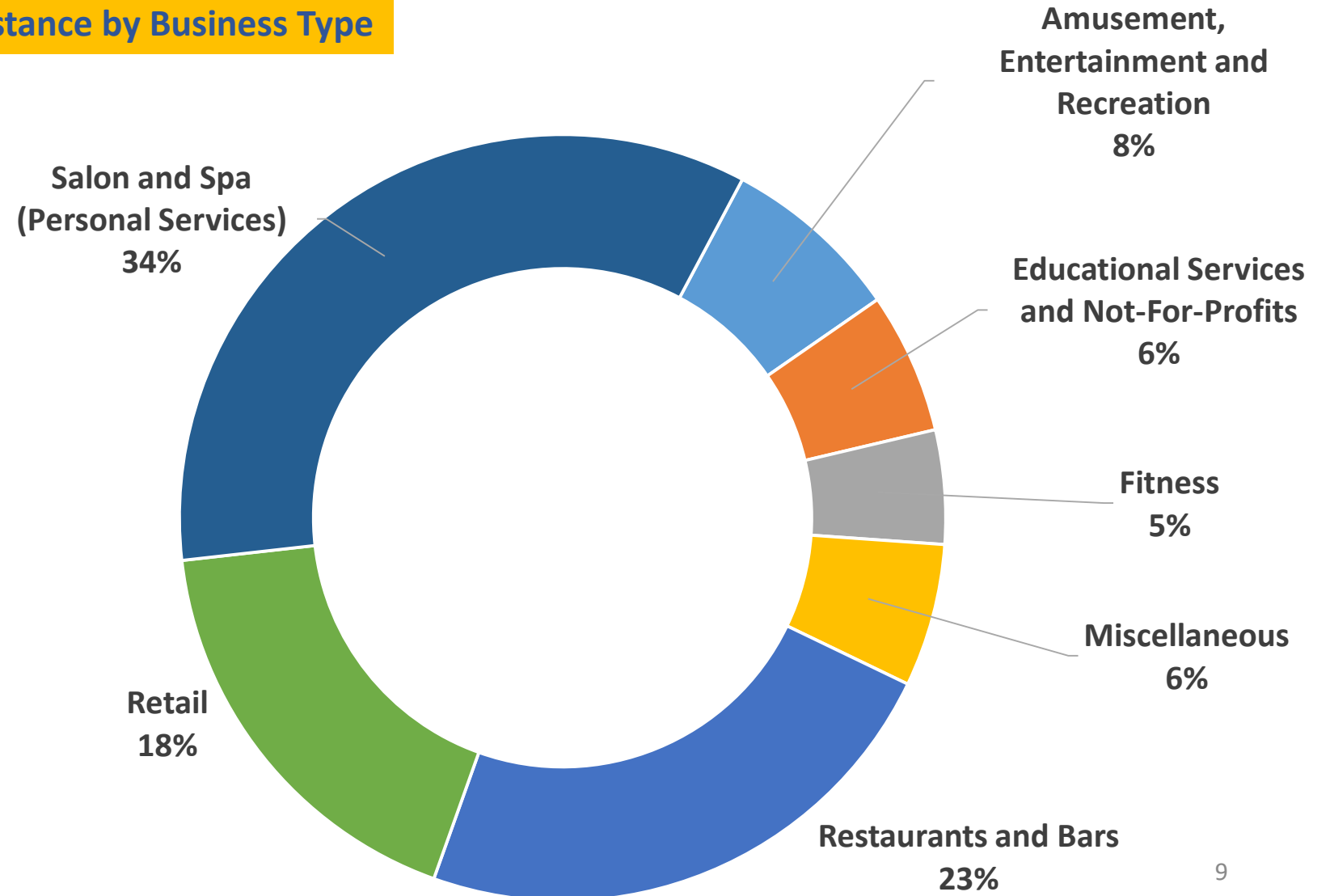
Business PPE Round 1 & 2 (Businesses Assisted = 2,372) 1,321,572	PPE Available for Public (Distribution by community partners) 1,356,830
Childcare 186,410	Private Schools (27 schools; 4,988 students) 14,248
Distributions to County Government Entities: County Departments, Municipalities, and Constitutionals 3,133,770	
Distributions to State Entities: Assisted Living Facilities/ Nursing Homes, Emergency Operations Center Web 2,056,810	

PPE Equipment	Distributed
Gloves	2,599,775
Masks and Face Shields	4,123,821
Hand Sanitizer	212,394
Disinfecting Spray/Wipes	947,550
Other PPE Items (thermometers, gowns, etc.)	186,100

LeeCARES Small Business Relaunch Assistance

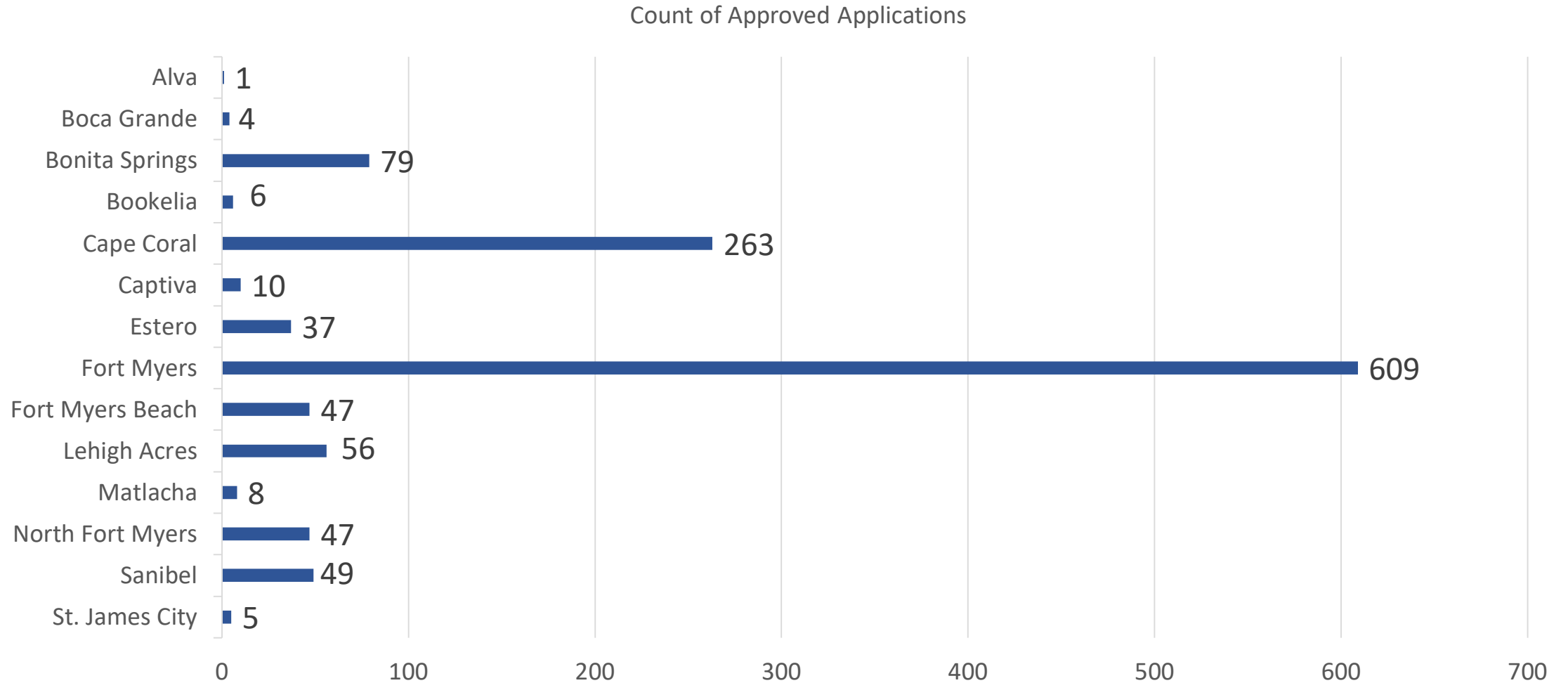
Assistance by Business Type

Applications Received 2,605
Applications Approved 1,231
Total Approved \$6,155,000



LeeCARES Small Business Relaunch Assistance

Assistance by Location



LeeCARES Small Business Rehire Assistance

Small Business	Non Profits
Applications Received 336	Applications Received 35
Applications Approved for Initial Payment 134	Applications Approved for Payment 15
Paid Out \$1,187,400	Paid Out \$100,400
Rehires (FTEs) 323	Rehires (FTEs) 42
Pending Payments \$338,100	Pending Payments \$107,000
Total \$1,525,500	Total \$207,400

LeeCARES Human Service Agencies 501(c)(3) and 501(c)(19)

Funds Allocated

\$10,000,000

Human Services

Applications Received

51

Reimbursements Requested

\$1,508,319

LeeCARES Childcare Scholarships

Scholarships Requested	Scholarships Received	Providers Enrolled	Scholarship Commitment
1,284	1,083	109	\$3,773,000

LeeCARES Childcare Facility Deep-Disinfecting Assistance

Childcare Organizations 90		Facilities Cleaned 110
Approved Funds Requested \$918,103	Avg. Assistance Per Agency \$10,201	Average Disinfecting Cycle Every 7 Days

Initial Assistance Date – June 1, 2020 through August 7, 2020

Extended Assistance Date – August 8, 2020 through December 30, 2020

Facilities may include exterior playgrounds and buses.

LeeCARES Food Security

Food Pantry Grants
Applications Received 207
Applications Approved 66
Funds Approved \$330,000

Food Bank Reimbursements		
	Funds Allocated	Funds Reimbursed
Harry Chapin Food Bank	\$2,750,000	<i>\$1,796,000</i>
Midwest Food Bank	\$697,500	<i>\$385,492</i>
Community Cooperatives	\$465,000	<i>\$319,779</i>
TOTALS	\$3,912,500	<i>\$2,501,271</i>

CARES Act Coronavirus Relief Fund Expenditures

CARES Act Coronavirus Relief Fund Direct Allocation		\$134,459,744
TOTAL Actual Spent (as of November 30, 2020)	\$72,075,221	
Additional: Open PO/Contract Amount or Program Approvals Not Yet Distributed	\$21,404,301	
Additional: Estimated to Spend (see Slide 2)	\$40,980,222	
Balance Remaining		\$0

COVID-19 Grants

Grant Type	Award (\$M)
CARES Act – Coronavirus Relief Fund Direct Allocation	\$134.5M
Port Authority FAA Cares Act Funds	\$36.8M
Federal Transit Administration Cares Act Grant (FTA)	\$19.2M
Community Development Block Grant (CDBG)	\$1.9M
Emergency Solutions Grant - 2 (ESG)	\$1.8M
Florida Housing Finance Corporation	\$1.5M
Florida Housing Finance Corporation 2	\$0.9M
Low Income Housing Energy Assistance Program (LIHEAP)	\$1.4M
Emergency Solutions Grant (ESG)	\$0.9M
Florida Department of Transportation CARES Act Funding (FDOT)	\$0.8M
Public Safety CARES Act Provider Relief Fund	\$0.7M
Community Service Block Grant (CSBG)	\$0.5M
Sheriff CESF Grant	\$0.3M
TOTAL	\$201.1M