

**Lee County Coronavirus Relief Fund Reporting**  
Program Updates as of January 31, 2021



# Executive Summary

Community Aid	<ul style="list-style-type: none"><li>• Through January 2021 the County has disbursed just under \$53 million in community aid through the LeeCARES program in the forms of rent, mortgage and utility payment assistance, business grants, PPE distribution, food supplies, childcare scholarships and COVID-19 testing. An additional \$6 million of assistance has been obligated and payment is pending.</li></ul>
Government Expenses	<ul style="list-style-type: none"><li>• Lee County is also reimbursing some units of local government for COVID-19 response expenditures:<ul style="list-style-type: none"><li>• Board of County Commissioners operating departments</li><li>• Lee County Sheriff's Office</li><li>• Clerk of Courts, Tax Collector, Medical Examiner</li><li>• Municipalities (Bonita Springs, Cape Coral, Estero, Fort Myers, Fort Myers Beach, Sanibel)</li><li>• Independent Fire Districts (17 separate districts)</li></ul></li></ul>

CARES Act funding has been extended through December 31, 2021.  
Coronavirus Relief Fund direct allocation expenditures are projected to reach \$134,459,744.

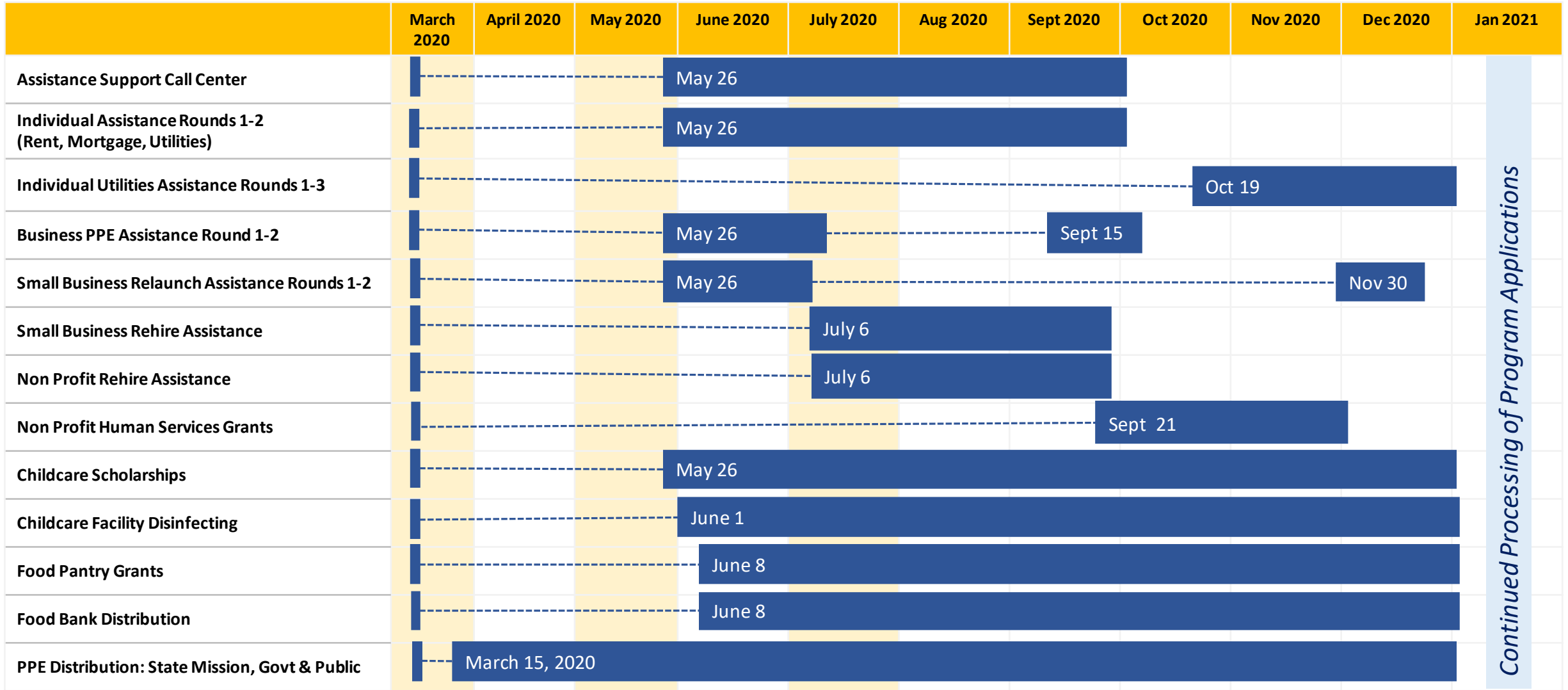
# CRF Direct Allocation Expenditures

CARES Act Community Aid (11124600100)	Open PO/ Contract Amount or Program Approvals Not Yet Distributed	Actual as of Jan 31, 2021	TOTAL	
Individual Assistance (Rent Mortgage Utility)	\$52,667	\$28,363,273		
Business Assistance	\$5,000	\$14,385,500		
Childcare Support	\$1,794,071	\$2,723,242		
Human Services and Food Banks	\$3,969,388	\$4,688,238		
PPE		\$2,395,405		
COVID-19 Testing	\$420,128	\$279,872		
<b>SUB TOTAL</b>	<b>\$6,241,254</b>	<b>\$52,835,531</b>		<b>\$59,076,785</b>

CARES Act Government Expenses (11123400100)	Open PO/Contract Amount or Program Approvals Not Yet Distributed	Actual as of Jan 31, 2021	TOTAL
Public Safety	\$5,276,291	\$38,612,795	
Municipal	\$10,691,520		
Technology	\$1,433,317	\$2,667,199	
Facility Cleaning and Modifications	\$658,129	\$2,228,646	
<b>SUB TOTAL</b>	<b>\$18,059,257</b>	<b>\$43,508,640</b>	

<b>TOTAL CARES Act Community Aid and Government Expense</b>	<b>\$24,300,510</b>	<b>\$96,344,171</b>	<b>\$120,644,681</b>
---	---------------------	---------------------	----------------------

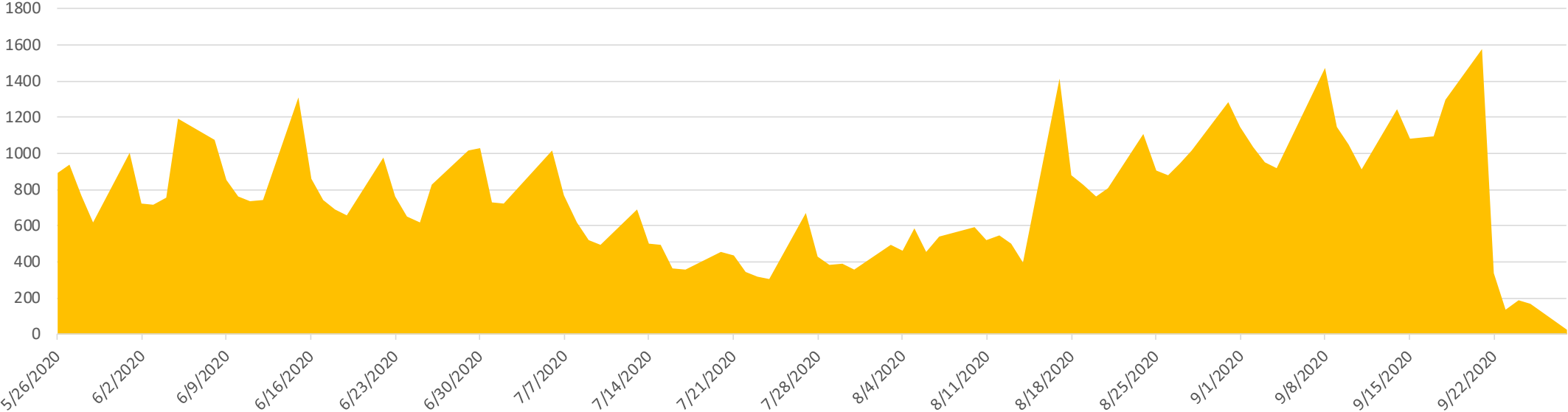
# LeeCARES Programs



# LeeCARES Assistance Support Call Center

Assistance Type	Call Volume
Business Assistance	7,670
Human Services Assistance	58,464
<b>TOTAL</b>	<b>66,134</b>

Daily Calls Handled by Lee CARES Call Center



# LeeCARES All Individual Assistance Programs

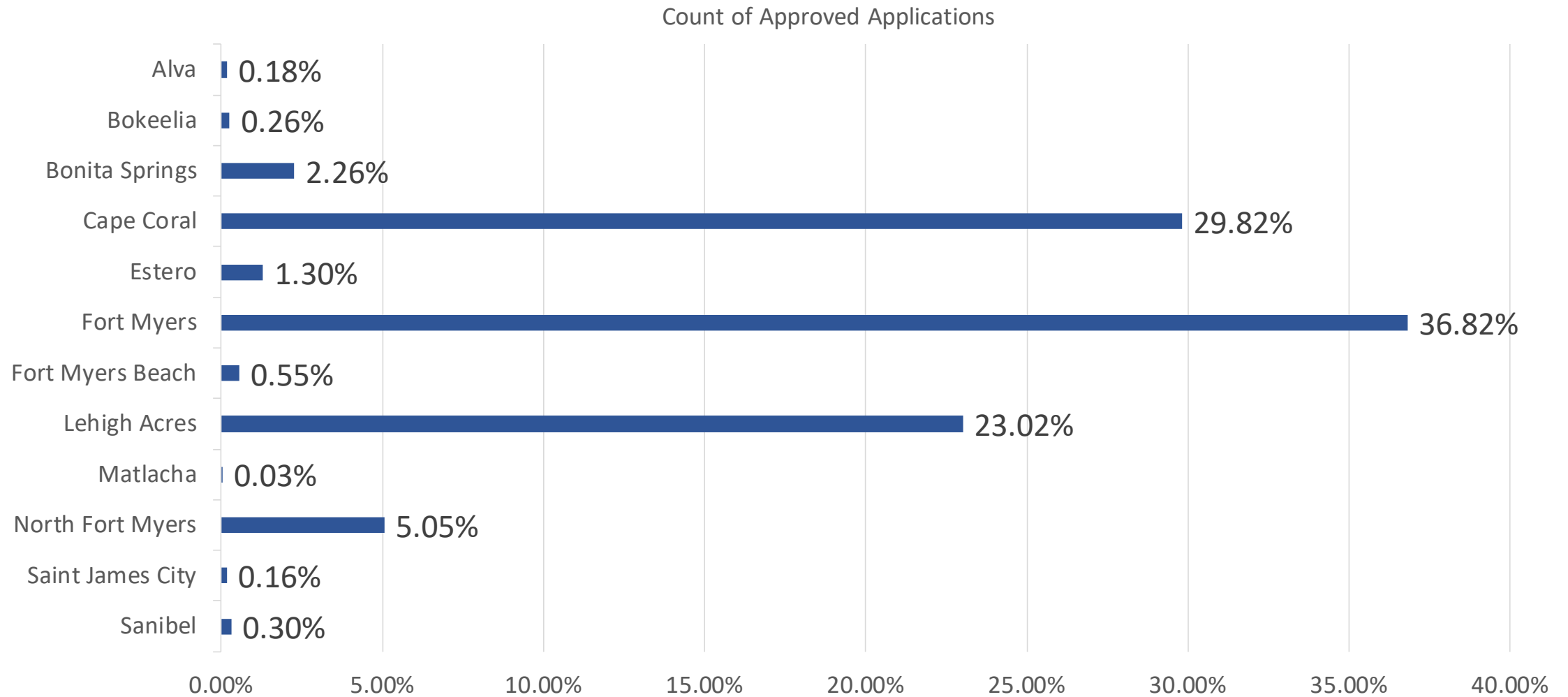
**Applications Received**  
**31,191**

**Applications Approved**  
**20,922**  
*Approved applications may receive multiple types of assistance.*

	Total Assistance Cases	Total Payments Approved	Average Paid per Request
Electric Utility	13,928	\$4,430,234	\$318
Water Utility	6,777	\$1,380,284	\$204
Rent	9,583	\$16,214,517	\$1,692
Mortgage	3,769	\$6,390,905	\$1,696
<b>TOTAL</b>	<b>34,057</b>	<b>\$28,415,940</b>	

# LeeCARES All Individual Assistance Programs

## Assistance by Location



# LeeCARES PPE Assistance

## TOTAL Distributions = 8,634,716

Business PPE Round 1 & 2 (Businesses Assisted = 2,372) <b>1,321,572</b>	PPE Available for Public (Distribution by community partners) <b>1,356,830</b>
Childcare <b>186,410</b>	Private Schools (27 schools; 4,988 students) <b>14,248</b>
Distributions to County Government Entities: County Departments, Municipalities, and Constitutionals <b>3,623,180</b>	
Distributions to State Entities: Assisted Living Facilities/ Nursing Homes, Emergency Operations Center Web <b>2,132,476</b>	

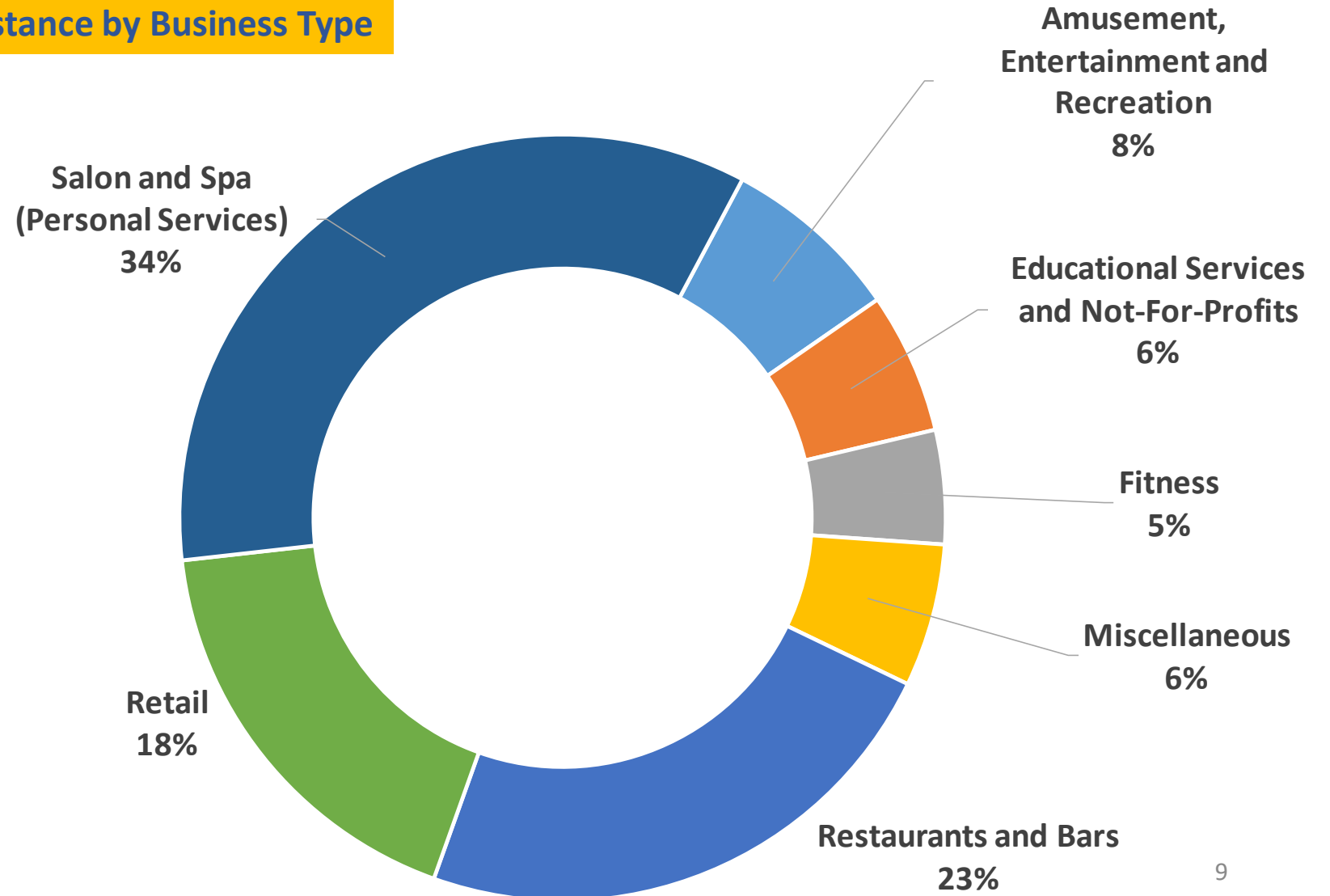
PPE Equipment	Distributed
Gloves	2,186,115
Masks and Face Shields	4,252,202
Hand Sanitizer	217,847
Disinfecting Spray/Wipes	1,158,970
Other PPE Items (thermometers, gowns, etc.)	189,582



# LeeCARES Small Business Relaunch Assistance

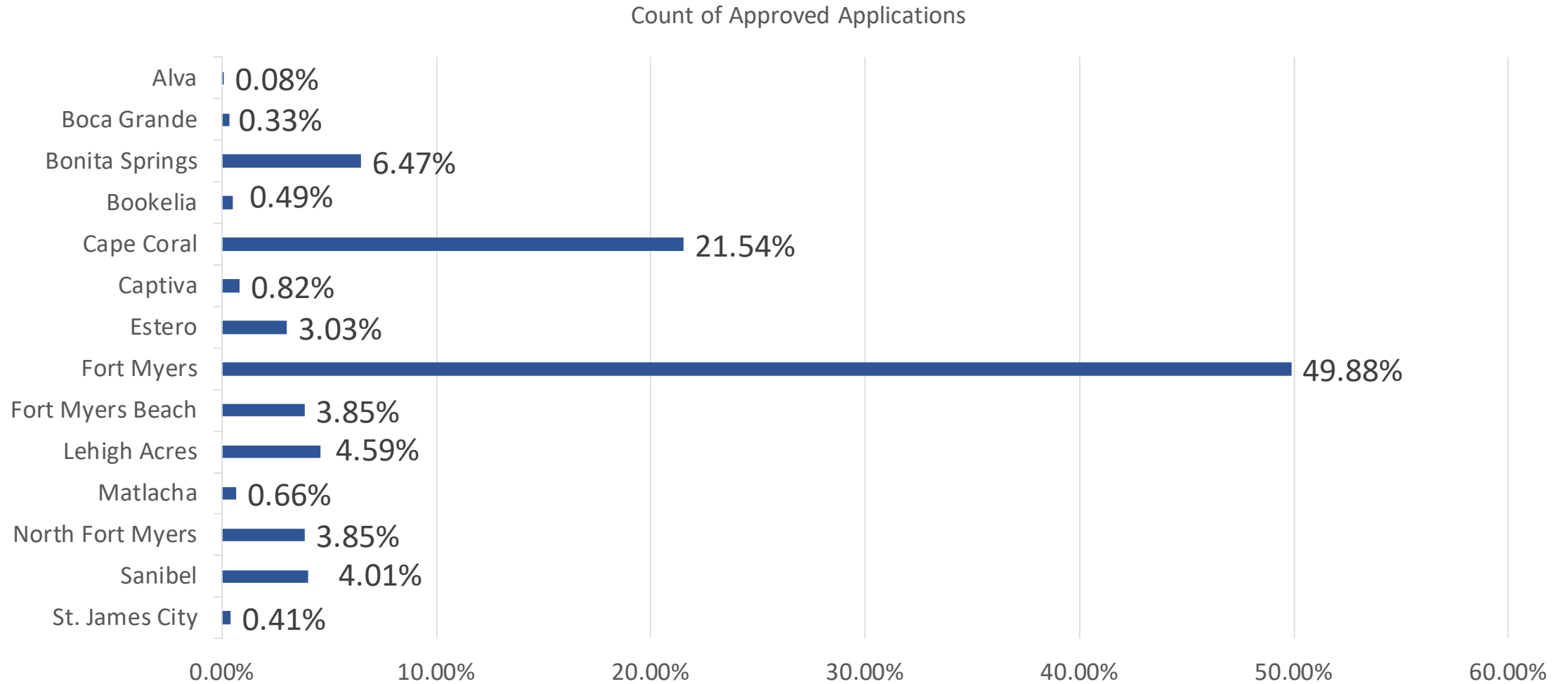
Assistance by Business Type

<b>Small Business Relaunch Assistance</b>
Applications Received <b>2,605</b>
Applications Approved <b>1,231</b>
Total <b>\$12,340,000</b>



# LeeCARES Small Business Relaunch Assistance

## Assistance by Location



# LeeCARES Small Business Rehire Assistance

<b>Small Business Rehire Assistance</b>
Applications Received <b>336</b>
Applications Approved for Initial Payment <b>134</b>
Rehires (FTEs) <b>323</b>
Total <b>\$1,829,000</b>

<b>Non Profits Rehire Assistance</b>
Applications Received <b>35</b>
Applications Approved for Payment <b>16</b>
Rehires (FTEs) <b>43</b>
Total <b>\$221,500</b>

# LeeCARES Human Service Agencies 501(c)(3) and 501(c)(19)

<b>Human Services</b>
Applications Received <b>66</b>
Applications Approved <b>65</b>
Approved for Payment <b>\$1,430,580</b>
Pending Payments <b>\$415,184</b>
<b>Total</b> <b>\$1,845,764</b>

## LeeCARES Childcare Scholarships

Scholarships Requested	Scholarships Received	Providers Enrolled	Scholarship Commitment	Total Paid Out
1,478	1,125	109	\$3,600,000	\$2,035,628

## LeeCARES Childcare Facility Deep-Disinfecting Assistance

Childcare Organizations <b>90</b>		Facilities Cleaned <b>110</b>
Approved Funds Requested <b>\$918,103</b>	Avg. Assistance Per Agency <b>\$10,201</b>	Average Disinfecting Cycle <b>Every 7 Days</b>

Initial Assistance Date – June 1, 2020 through August 7, 2020  
 Extended Assistance Date – August 8, 2020 through December 30, 2020  
 Facilities may include exterior playgrounds and buses.

# LeeCARES Food Security

<b>Food Pantry Grants</b>
Applications Received <b>208</b>
Applications Approved <b>66</b>
Funds Approved <b>\$330,000</b>

<b>Food Bank Reimbursements</b>		
	<b>Funds Allocated</b>	<b>Funds Reimbursed</b>
Harry Chapin Food Bank	\$2,750,000	<i>\$2,750,000</i>
Midwest Food Bank	\$697,500	<i>\$697,352</i>
Community Cooperatives	\$465,000	<i>\$465,000</i>
<b>TOTALS</b>	<b>\$3,912,500</b>	<b><i>\$3,912,352</i></b>

# CARES Act Coronavirus Relief Fund Expenditures

CARES Act Coronavirus Relief Fund Direct Allocation		\$134,459,744
TOTAL Actual Spent (as of January 31, 2021)	<b>\$96,344,171</b>	
Additional: Open PO/Contract Amount or Program Approvals Not Yet Distributed	<b>\$24,300,510</b>	
<b>Balance Remaining</b>		<b>\$13,815,063</b>

# COVID-19 Grants

	Grant Type	Award (\$M)
	<b>CARES Act – Coronavirus Relief Fund Direct Allocation</b>	<b>\$134.5M</b>
	Port Authority FAA Cares Act Funds	\$36.8M
<b>New</b>	Emergency Rental Assistance	\$23.2M
	Federal Transit Administration Cares Act Grant (FTA)	\$19.2M
	Community Development Block Grant (CDBG)	\$1.9M
	Emergency Solutions Grant - 2 (ESG)	\$1.8M
	Florida Housing Finance Corporation	\$1.5M
	Florida Housing Finance Corporation 2	\$0.9M
	Low Income Housing Energy Assistance Program (LIHEAP)	\$1.4M
	Emergency Solutions Grant (ESG)	\$0.9M
	Florida Department of Transportation CARES Act Funding (FDOT)	\$0.8M
	Public Safety CARES Act Provider Relief Fund	\$0.7M
	Community Service Block Grant (CSBG)	\$0.5M
	Sheriff CESF Grant	\$0.3M
	<b>TOTAL</b>	<b>\$224.3M</b>