

Lee County Coronavirus Relief Fund Reporting
Program Updates as of December 31, 2020



Executive Summary

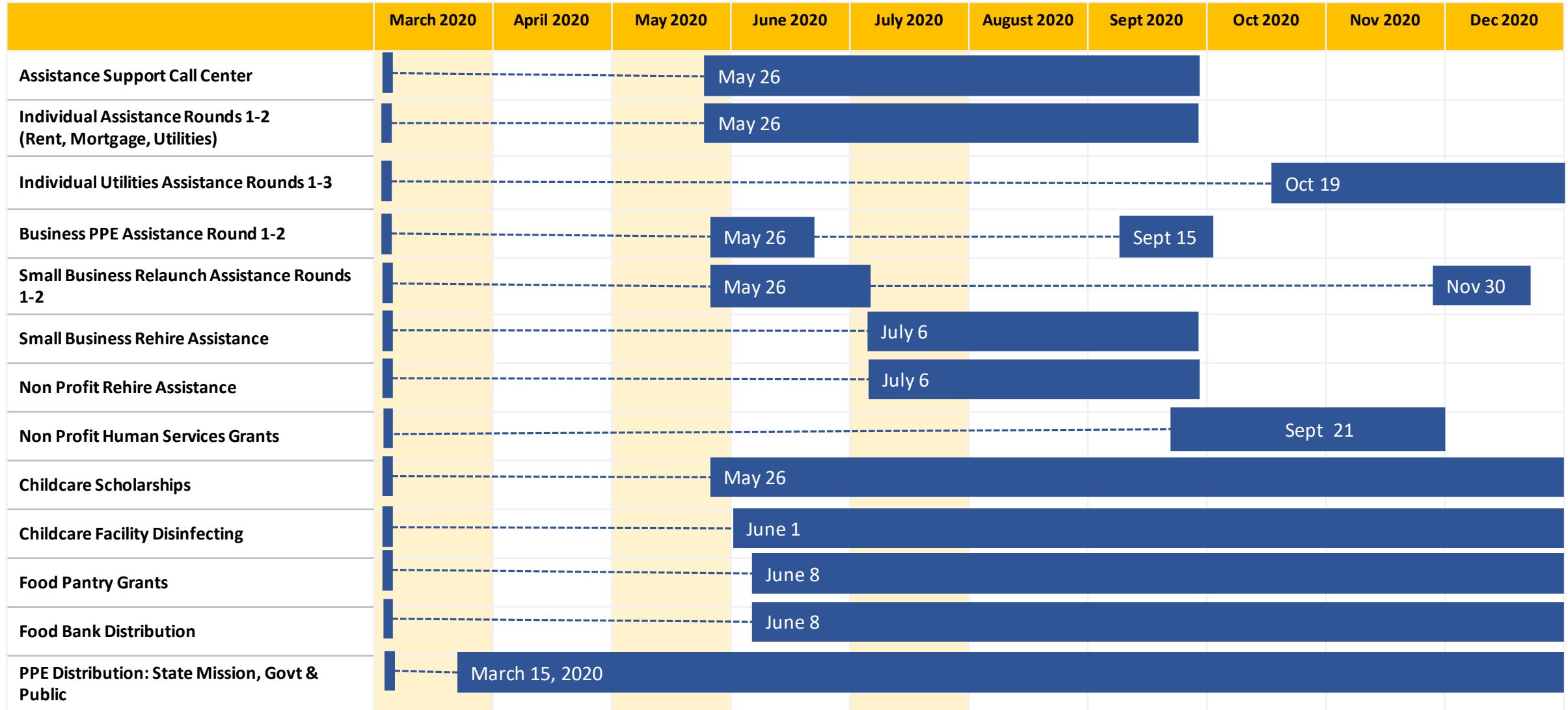
Community Aid	<ul style="list-style-type: none">• Through December of 2020 the County has disbursed over \$50 million in community aid through the LeeCARES program in the forms of rent, mortgage and utility payment assistance, business grants, PPE distribution, food supplies, childcare scholarships and COVID-19 testing. An additional \$9 million of assistance has been obligated and payment is pending.
Government Expenses	<ul style="list-style-type: none">• Lee County is also reimbursing some units of local government for COVID-19 response expenditures:<ul style="list-style-type: none">• Board of County Commissioners operating departments• Lee County Sheriff's Office• Clerk of Courts, Tax Collector, Medical Examiner• Municipalities (Bonita Springs, Cape Coral, Estero, Fort Myers, Fort Myers Beach, Sanibel)• Independent Fire Districts (17 separate districts)

CARES Act funding has been extended through December 31, 2021. As of late December, the County has partnered with Florida Department of Health to help administer the Moderna COVID-19 Vaccine. Coronavirus Relief Fund direct allocation expenditures are projected to reach \$134,459,744.

CRF Direct Allocation Expenditures

CARES Act Community Aid (11124600100)	Open PO/ Contract Amount or Program Approvals Not Yet Distributed	Actual as of Dec 31, 2020	TOTAL
Individual Assistance (Rent Mortgage Utility)	\$670,684	\$27,756,726	
Business Assistance	\$118,100	\$13,796,500	
Childcare Support	\$2,231,435	\$2,305,894	
Human Services and Food Banks	\$4,719,257	\$4,389,565	
PPE		\$2,395,405	
COVID Testing	\$420,128	\$279,872	
COVID-19 Vaccinations			
SUB TOTAL	\$8,159,604	\$50,923,962	
CARES Act Government Expenses (11123400100)	Open PO/Contract Amount or Program Approvals Not Yet Distributed	Actual as of Dec 31, 2020	TOTAL
Public Safety	\$5,500,738	\$37,697,558	
Municipal	\$10,691,520		
Technology	\$1,697,358	\$2,369,332	
Facility Cleaning and Modifications	\$698,812	\$2,141,288	
SUB TOTAL	\$18,588,428	\$42,208,178	
TOTAL CARES Act Community Aid and Government Expense	\$26,748,032	\$93,132,140	\$119,880,172

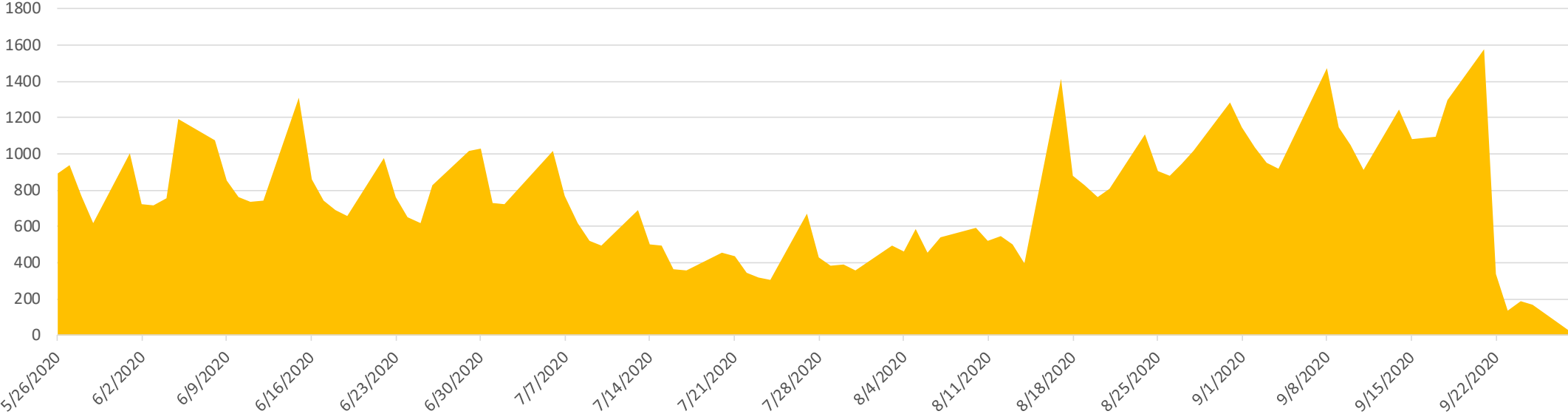
LeeCARES Programs



LeeCARES Assistance Support Call Center

Assistance Type	Call Volume
Business Assistance	7,670
Human Services Assistance	58,464
TOTAL	66,134

Daily Calls Handled by Lee CARES Call Center



LeeCARES All Individual Assistance Programs

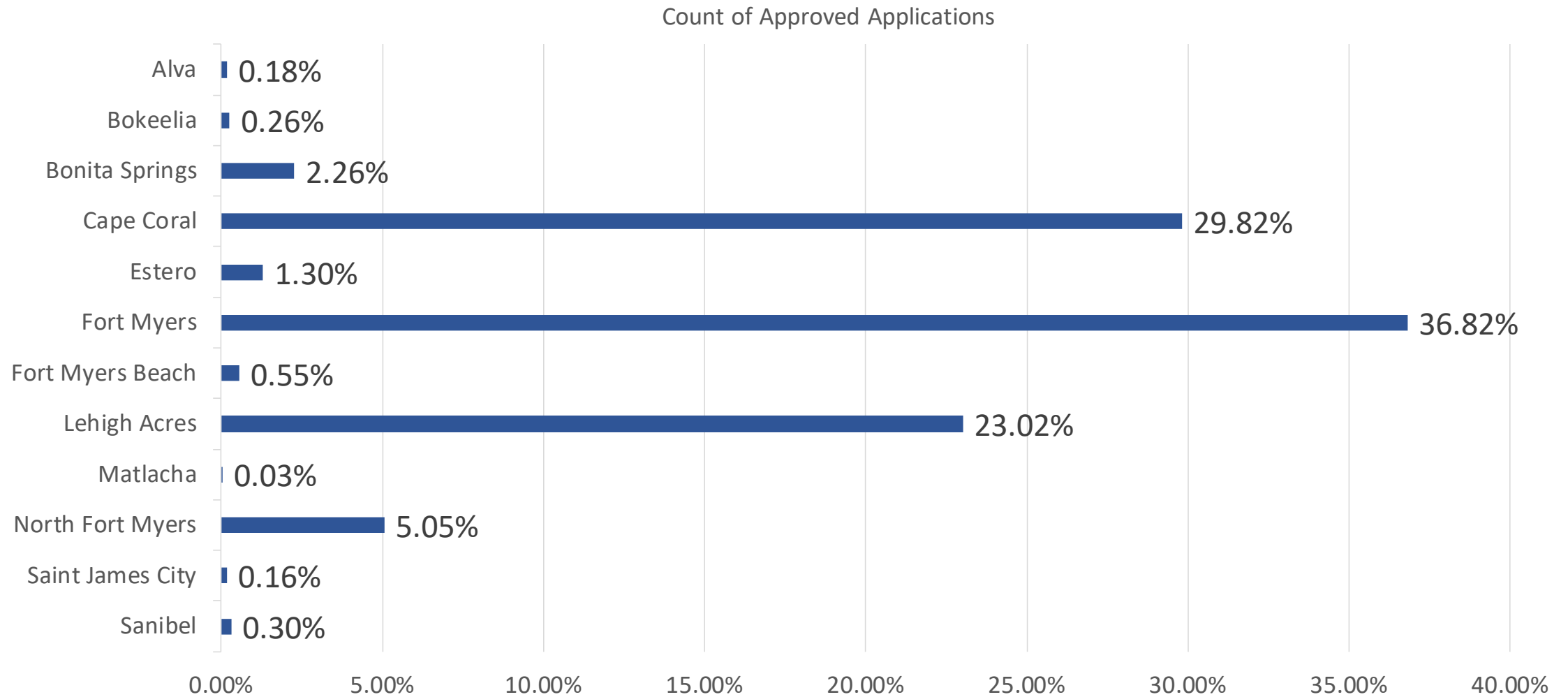
Applications Received
31,191

Applications Approved
20,198
Approved applications may receive multiple types of assistance.

	Total Assistance Cases	Total Payments Approved	Average Paid per Request
Electric Utility	13,938	\$4,436,761	\$318
Water Utility	6,782	\$1,284,713	\$204
Rent	9,584	\$16,216,865	\$1,692
Mortgage	3,770	\$6,392,111	\$1,696
TOTAL	34,074	\$28,330,450	

LeeCARES All Individual Assistance Programs

Assistance by Location



LeeCARES PPE Assistance

TOTAL Distributions = 8,259,650

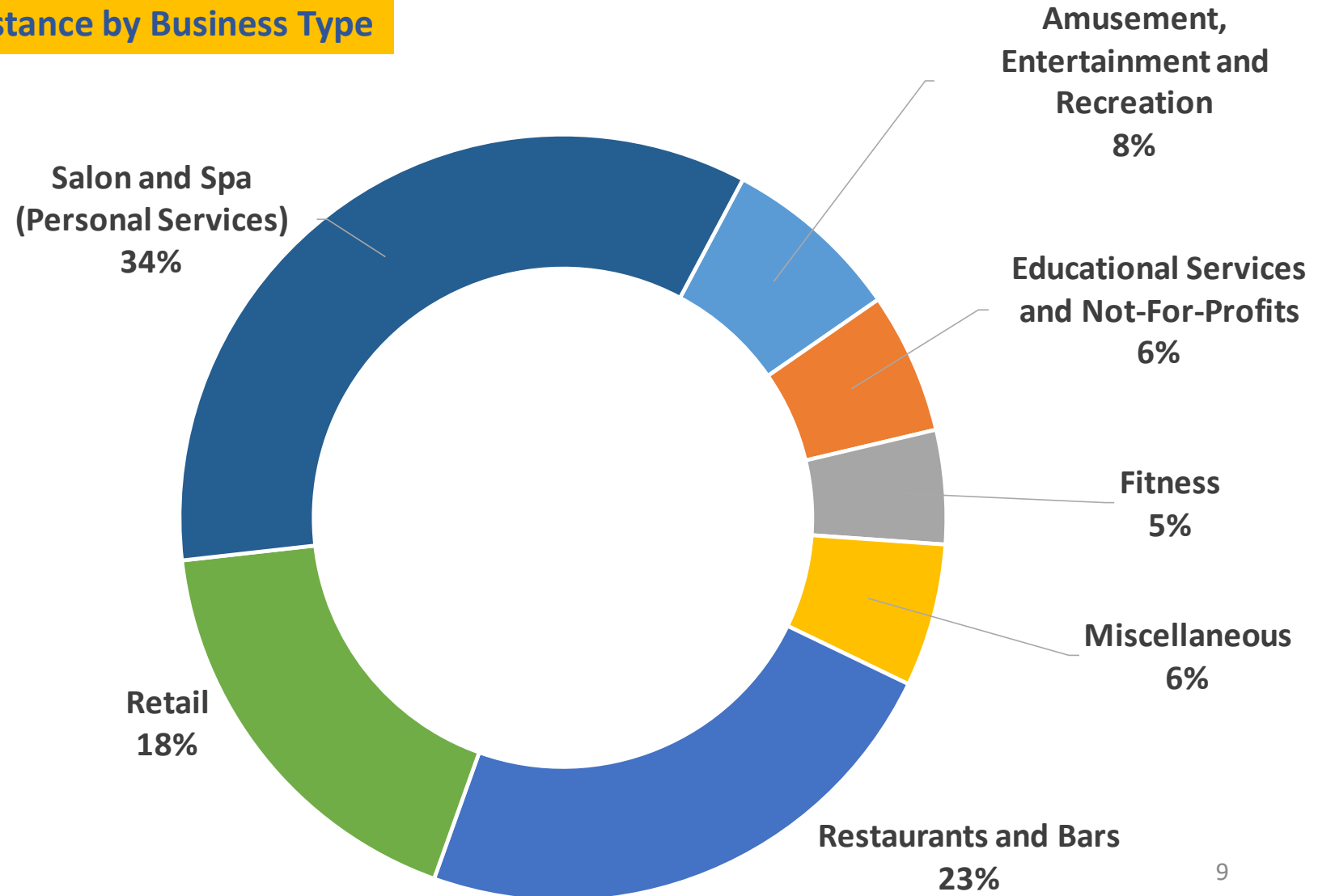
Business PPE Round 1 & 2 (Businesses Assisted = 2,372) 1,321,572	PPE Available for Public (Distribution by community partners) 1,356,830
Childcare 186,410	Private Schools (27 schools; 4,988 students) 14,248
Distributions to County Government Entities: County Departments, Municipalities, and Constitutionals 3,281,195	
Distributions to State Entities: Assisted Living Facilities/ Nursing Homes, Emergency Operations Center Web 2,099,395	

PPE Equipment	Distributed
Gloves	2,710,105
Masks and Face Shields	4,188,241
Hand Sanitizer	214,649
Disinfecting Spray/Wipes	958,551
Other PPE Items (thermometers, gowns, etc.)	188,104

LeeCARES Small Business Relaunch Assistance

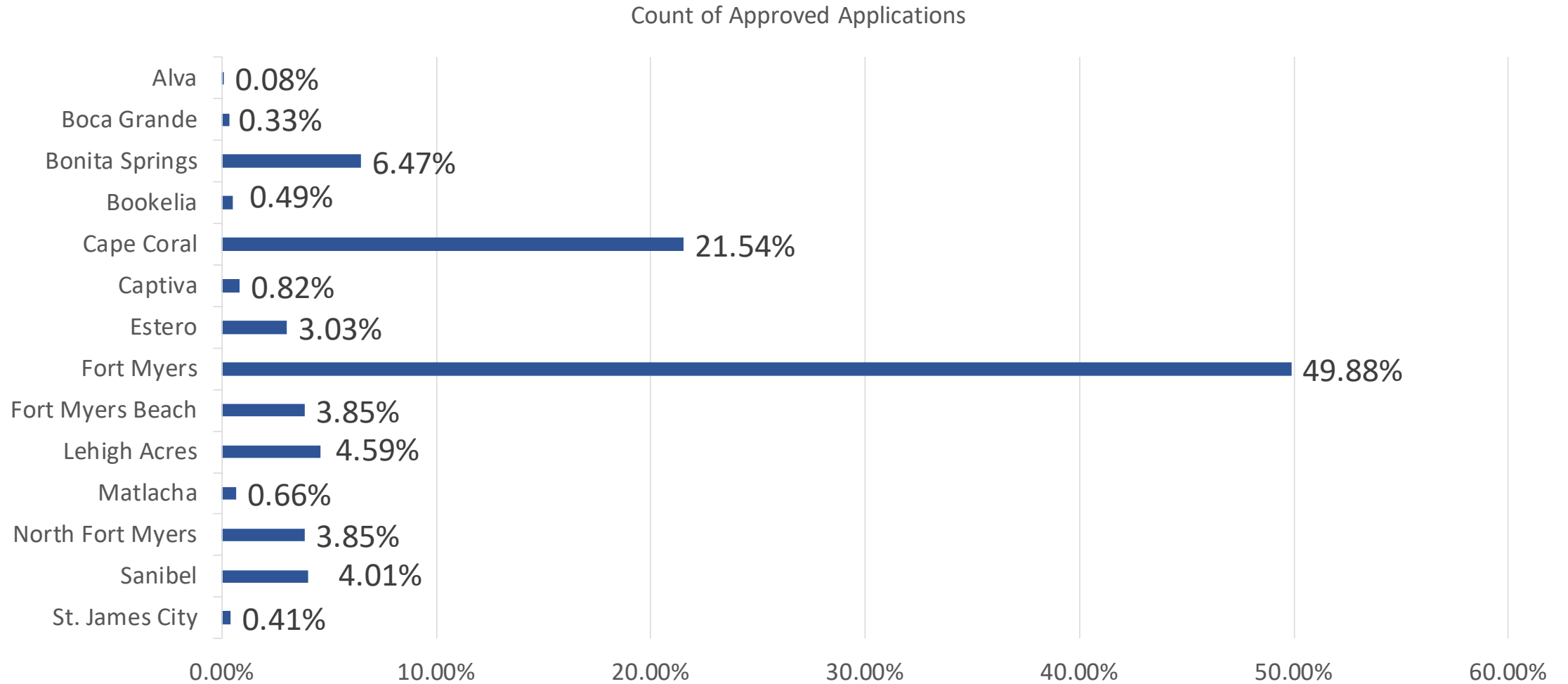
Applications Received 2,605
Applications Approved 1,231
Total Approved \$12,275,000

Assistance by Business Type



LeeCARES Small Business Relaunch Assistance

Assistance by Location



LeeCARES Small Business Rehire Assistance

Small Business
Applications Received 336
Applications Approved for Initial Payment 134
Paid Out \$1,370,900
Rehires (FTEs) 323
Pending Payments \$229,500
Total \$1,600,400

Non Profits
Applications Received 35
Applications Approved for Payment 16
Paid Out \$184,800
Rehires (FTEs) 43
Pending Payments \$37,200
Total \$222,000

LeeCARES Human Service Agencies 501(c)(3) and 501(c)(19)

Funds Allocated

\$10,000,000

Human Services

Applications Received

66

Reimbursements Requested

\$1,948,277

LeeCARES Childcare Scholarships

Scholarships Requested	Scholarships Received	Providers Enrolled	Scholarship Commitment
1,478	1,125	109	\$3,600,000

LeeCARES Childcare Facility Deep-Disinfecting Assistance

Childcare Organizations 90		Facilities Cleaned 110
Approved Funds Requested \$918,103	Avg. Assistance Per Agency \$10,201	Average Disinfecting Cycle Every 7 Days

Initial Assistance Date – June 1, 2020 through August 7, 2020
 Extended Assistance Date – August 8, 2020 through December 30, 2020
 Facilities may include exterior playgrounds and buses.

LeeCARES Food Security

Food Pantry Grants
Applications Received 208
Applications Approved 66
Funds Approved \$330,000

Food Bank Reimbursements		
	Funds Allocated	Funds Reimbursed
Harry Chapin Food Bank	\$2,750,000	<i>\$2,750,000</i>
Midwest Food Bank	\$697,500	<i>\$637,382</i>
Community Cooperatives	\$465,000	<i>\$465,000</i>
TOTALS	\$3,912,500	<i>\$3,852,382</i>

CARES Act Coronavirus Relief Fund Expenditures

CARES Act Coronavirus Relief Fund Direct Allocation		\$134,459,744
TOTAL Actual Spent (as of December 31, 2020)	\$93,132,140	
Additional: Open PO/Contract Amount or Program Approvals Not Yet Distributed	\$26,748,032	
Balance Remaining		\$14,579,572

COVID-19 Grants

Grant Type	Award (\$M)
CARES Act – Coronavirus Relief Fund Direct Allocation	\$134.5M
Port Authority FAA Cares Act Funds	\$36.8M
Federal Transit Administration Cares Act Grant (FTA)	\$19.2M
Community Development Block Grant (CDBG)	\$1.9M
Emergency Solutions Grant - 2 (ESG)	\$1.8M
Florida Housing Finance Corporation	\$1.5M
Florida Housing Finance Corporation 2	\$0.9M
Low Income Housing Energy Assistance Program (LIHEAP)	\$1.4M
Emergency Solutions Grant (ESG)	\$0.9M
Florida Department of Transportation CARES Act Funding (FDOT)	\$0.8M
Public Safety CARES Act Provider Relief Fund	\$0.7M
Community Service Block Grant (CSBG)	\$0.5M
Sheriff CESF Grant	\$0.3M
TOTAL	\$201.1M