

Lee County Coronavirus Relief Fund Reporting
Program Updates as of May 31, 2021



Executive Summary

Community Aid

- Through May 2021 the County has disbursed \$54.6 million in community aid through the LeeCARES program in the forms of rent, mortgage and utility payment assistance, business grants, PPE distribution, food supplies, childcare scholarships and COVID-19 testing. An additional \$2.6 million of assistance has been obligated and payment is pending.
- LeeCARES Emergency Rental Assistance established by section 501 of Division N of the Consolidated Appropriations Act, 2021 began on March 1, 2021.

Government Expenses

- Lee County is also reimbursing some units of local government for COVID-19 response expenditures:
 - Board of County Commissioners operating departments
 - Lee County Sheriff's Office
 - Clerk of Courts, Tax Collector, Medical Examiner
 - Municipalities (Bonita Springs, Cape Coral, Estero, Fort Myers, Fort Myers Beach, Sanibel)
 - Independent Fire Districts (17 separate districts)

CARES Act funding has been extended through December 31, 2021.

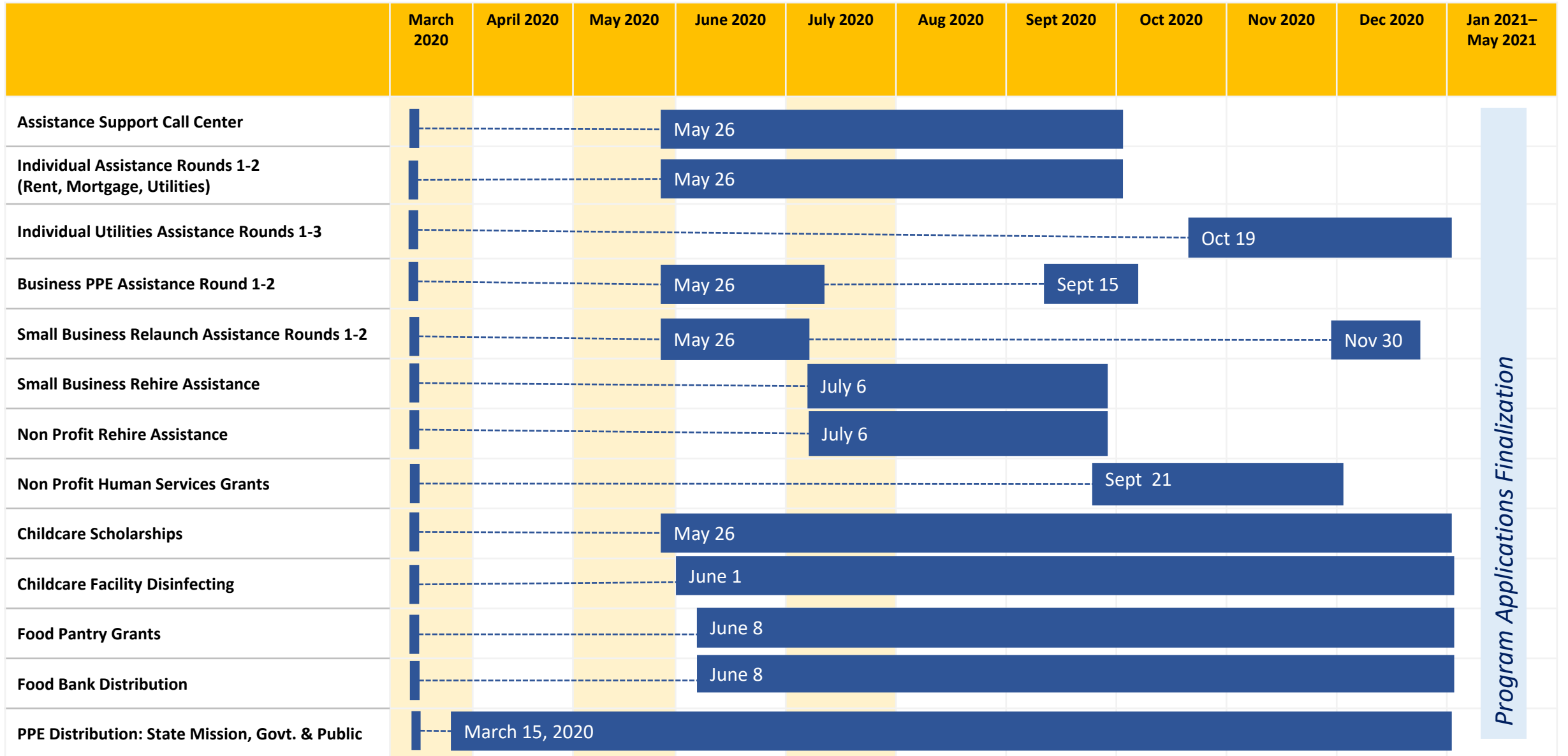
Coronavirus Relief Fund direct allocation expenditures are projected to reach \$134,459,744.

As of May 31, 2021

CRF Direct Allocation Expenditures

CARES Act Community Aid (11124600100)	Open PO/ Contract Amount or Program Approvals Not Yet Distributed	Actual as of May 31, 2021	TOTAL	
Individual Assistance (Rent Mortgage Utility)		\$28,323,429		
Business Assistance		\$14,410,500		
Childcare Support	\$1,690,110	\$2,846,619		
Human Services and Food Banks	\$634,386	\$6,314,439		
PPE		\$2,395,405		
COVID-19 Testing	\$365,307	\$334,693		
SUB TOTAL	\$2,689,803	\$54,625,085		\$57,314,888
CARES Act Government Expenses (11123400100)	Open PO/Contract Amount or Program Approvals Not Yet Distributed	Actual as of May 31, 2021		TOTAL
Public Safety	\$2,269,235	\$52,605,276		
Municipal	\$5,223,141	\$5,959,175		
Technology	\$1,055,926	\$3,576,339		
Facility Cleaning and Modifications	\$343,365	\$2,760,656		
SUB TOTAL	\$8,891,667	\$64,901,446		\$73,793,113
TOTAL CARES Act Community Aid and Government Expense	\$11,581,470	\$119,526,531	\$131,108,001	

LeeCARES Programs

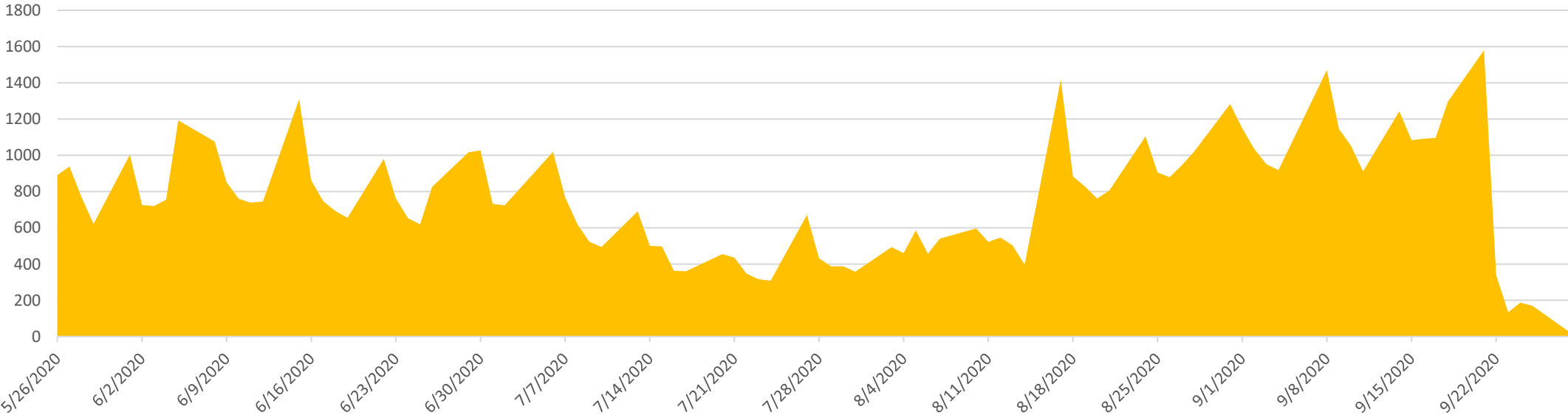


Program Applications Finalization

LeeCARES Assistance Support Call Center

Assistance Type	Call Volume
Business Assistance	7,670
Human Services Assistance	58,464
TOTAL	66,134

Daily Calls Handled by Lee CARES Call Center



LeeCARES All Individual Assistance Programs

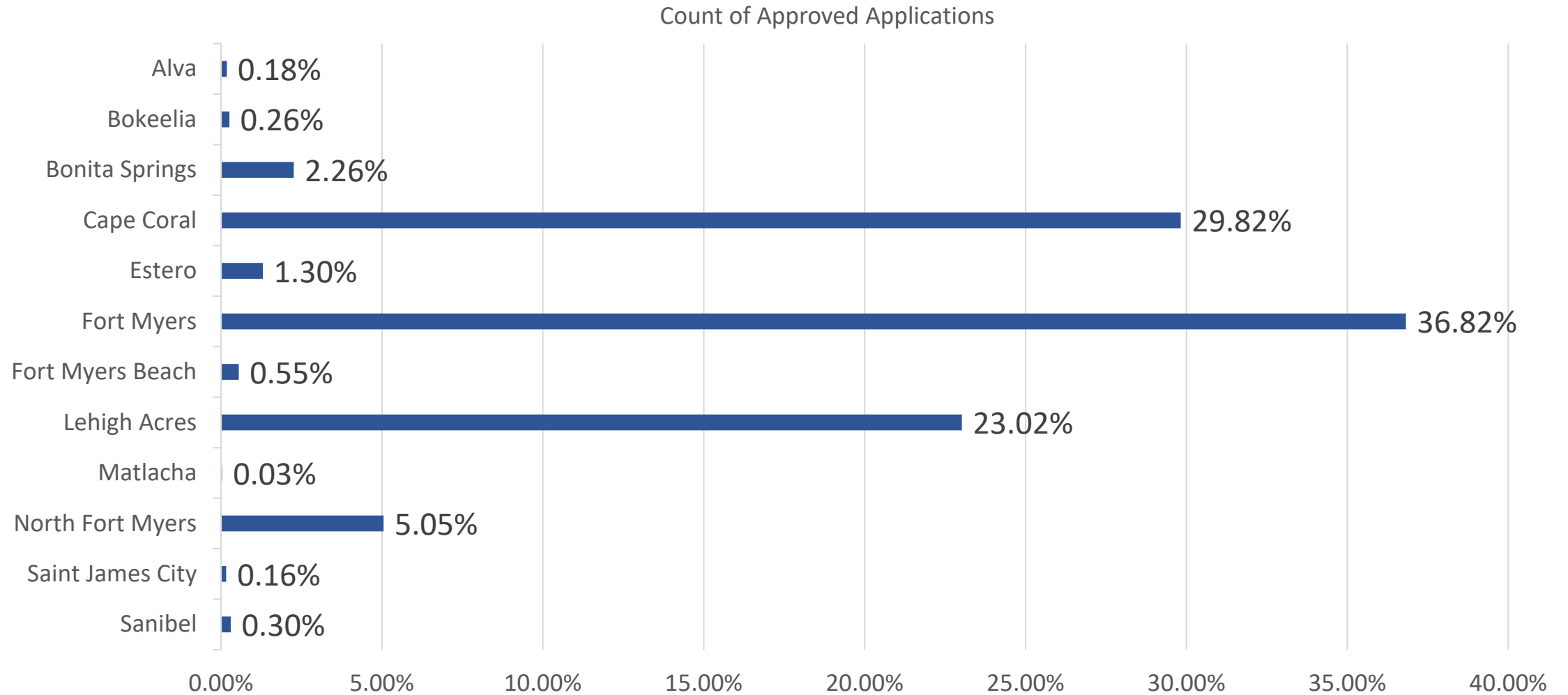
Applications Received
31,191

Applications Approved
20,922
Approved applications may receive multiple types of assistance.

	Total Assistance Cases	Total Payments Approved	Average Paid per Request
Electric Utility	13,926	\$4,429,011	\$318
Water Utility	6,756	\$1,375,870	\$204
Rent	9,583	\$16,214,517	\$1,692
Mortgage	3,769	\$6,390,905	\$1,696
TOTAL	34,034	\$28,410,303	

LeeCARES All Individual Assistance Programs

Assistance by Location



LeeCARES PPE Assistance

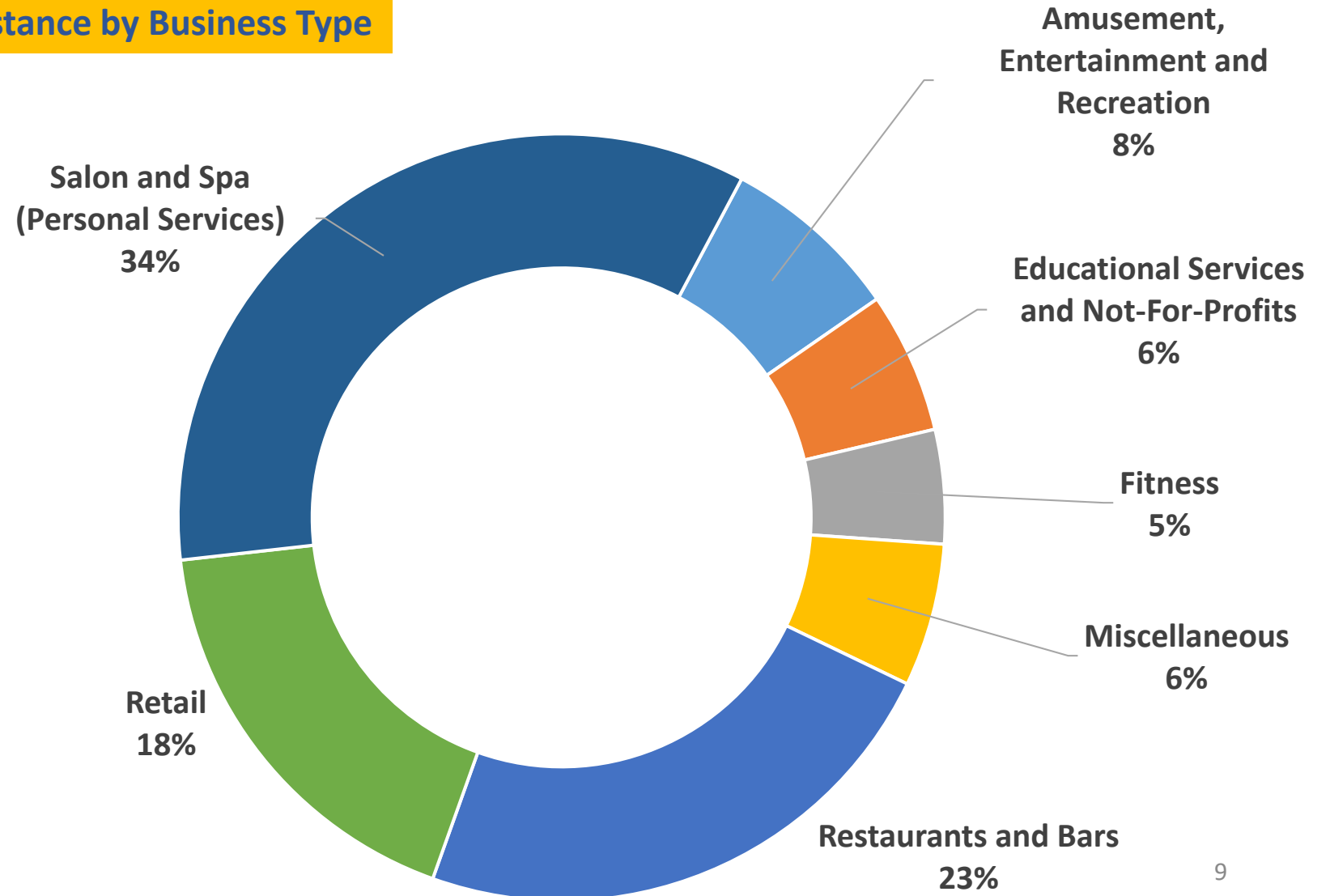
TOTAL Distributions = 10,085,278

Business PPE Round 1 & 2 (Businesses Assisted = 2,372) 1,321,572	PPE Available for Public (Distribution by community partners) 1,368,658	PPE Equipment	Distributed
Childcare 186,410	Private Schools (27 schools; 4,988 students) 14,248	Gloves	3,533,915
Distributions to County Government Entities: County Departments, Municipalities, and Constitutionals 5,020,805		Masks and Face Shields	4,529,587
Distributions to State Entities: Assisted Living Facilities/ Nursing Homes, Emergency Operations Center Web 2,173,586		Hand Sanitizer	224,969
		Disinfecting Spray/Wipes	1,606,126
		Other PPE Items (thermometers, gowns, etc.)	190,682

LeeCARES Small Business Relaunch Assistance

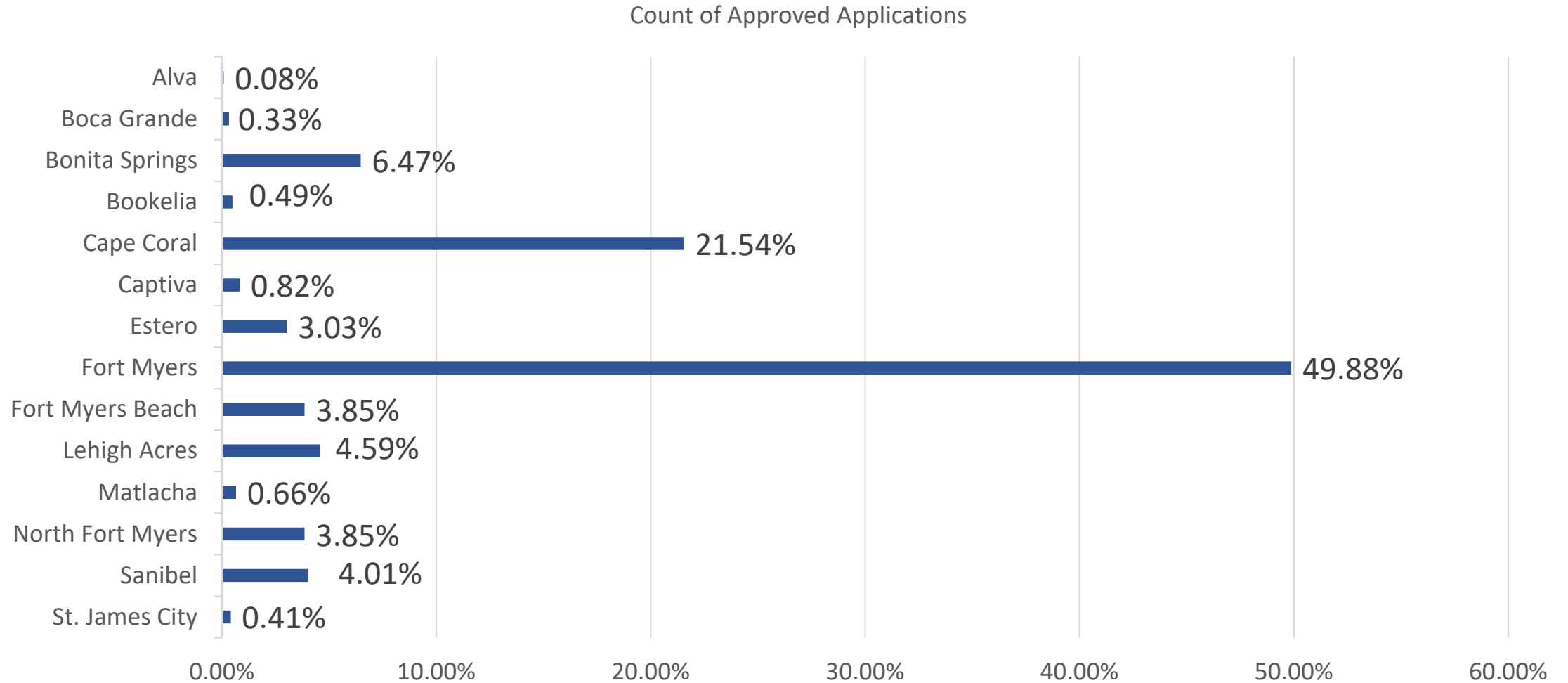
Assistance by Business Type

Small Business Relaunch Assistance
Applications Received 2,605
Applications Approved 1,232
Total \$12,355,000



LeeCARES Small Business Relaunch Assistance

Assistance by Location



LeeCARES Small Business Rehire Assistance

Small Business Rehire Assistance
Applications Received 336
Applications Approved for Initial Payment 134
Rehires (FTEs) 323
Total \$1,829,000

Non Profits Rehire Assistance
Applications Received 35
Applications Approved for Payment 16
Rehires (FTEs) 43
Total \$221,500

LeeCARES Human Service Agencies 501(c)(3) and 501(c)(19)

Human Services
Applications Received 66
Applications Approved 65
Total \$1,814,104

LeeCARES Childcare Scholarships

Scholarships Requested	Scholarships Received	Providers Enrolled	Scholarship Commitment	Total Paid Out
1,478	1,125	109	\$3,600,000	\$2,035,628

LeeCARES Childcare Facility Deep-Disinfecting Assistance

Childcare Organizations		Facilities Cleaned	
90		110	
Approved Funds Requested	Avg. Assistance Approved Per Agency	Average Disinfecting Cycle	Total Paid Out
\$918,103	\$10,201	Every 7 Days	\$807,751

Initial Assistance Date – June 1, 2020 through August 7, 2020
 Extended Assistance Date – August 8, 2020 through December 30, 2020
 Facilities may include exterior playgrounds and buses.

LeeCARES Food Security

Food Pantry Grants
Applications Received 208
Applications Approved 66
Funds Approved \$330,000

Food Bank Reimbursements		
	Funds Allocated	Funds Reimbursed
Harry Chapin Food Bank	\$2,750,000	<i>\$2,750,000</i>
Midwest Food Bank	\$697,500	<i>\$697,352</i>
Community Cooperatives	\$465,000	<i>\$465,000</i>
TOTALS	\$3,912,500	<i>\$3,912,352</i>

CARES Act Coronavirus Relief Fund Expenditures

CARES Act Coronavirus Relief Fund Direct Allocation		\$134,459,744
TOTAL Actual Spent (as of May 31, 2021)	\$119,526,531	
Additional: Open PO/Contract Amount or Program Approvals Not Yet Distributed	\$11,581,470	
Balance Remaining		\$3,351,743