

# Lee County Coronavirus Relief Fund Reporting

## Program Updates as of June 30, 2021



# Executive Summary

Community Aid	<ul style="list-style-type: none"><li>• Through June 2021 the County has disbursed \$54.6 million in community aid through the LeeCARES program in the forms of rent, mortgage and utility payment assistance, business grants, PPE distribution, food supplies, childcare scholarships and COVID-19 testing. An additional \$2 million of assistance has been obligated and payment is pending.</li><li>• LeeCARES Emergency Rental Assistance established by section 501 of Division N of the Consolidated Appropriations Act, 2021 began on March 1, 2021.</li></ul>
Government Expenses	<ul style="list-style-type: none"><li>• Lee County is also reimbursing some units of local government for COVID-19 response expenditures:<ul style="list-style-type: none"><li>• Board of County Commissioners operating departments</li><li>• Lee County Sheriff's Office</li><li>• Clerk of Courts, Tax Collector, Medical Examiner</li><li>• Municipalities (Bonita Springs, Cape Coral, Estero, Fort Myers, Fort Myers Beach, Sanibel)</li><li>• Independent Fire Districts (17 separate districts)</li></ul></li></ul>

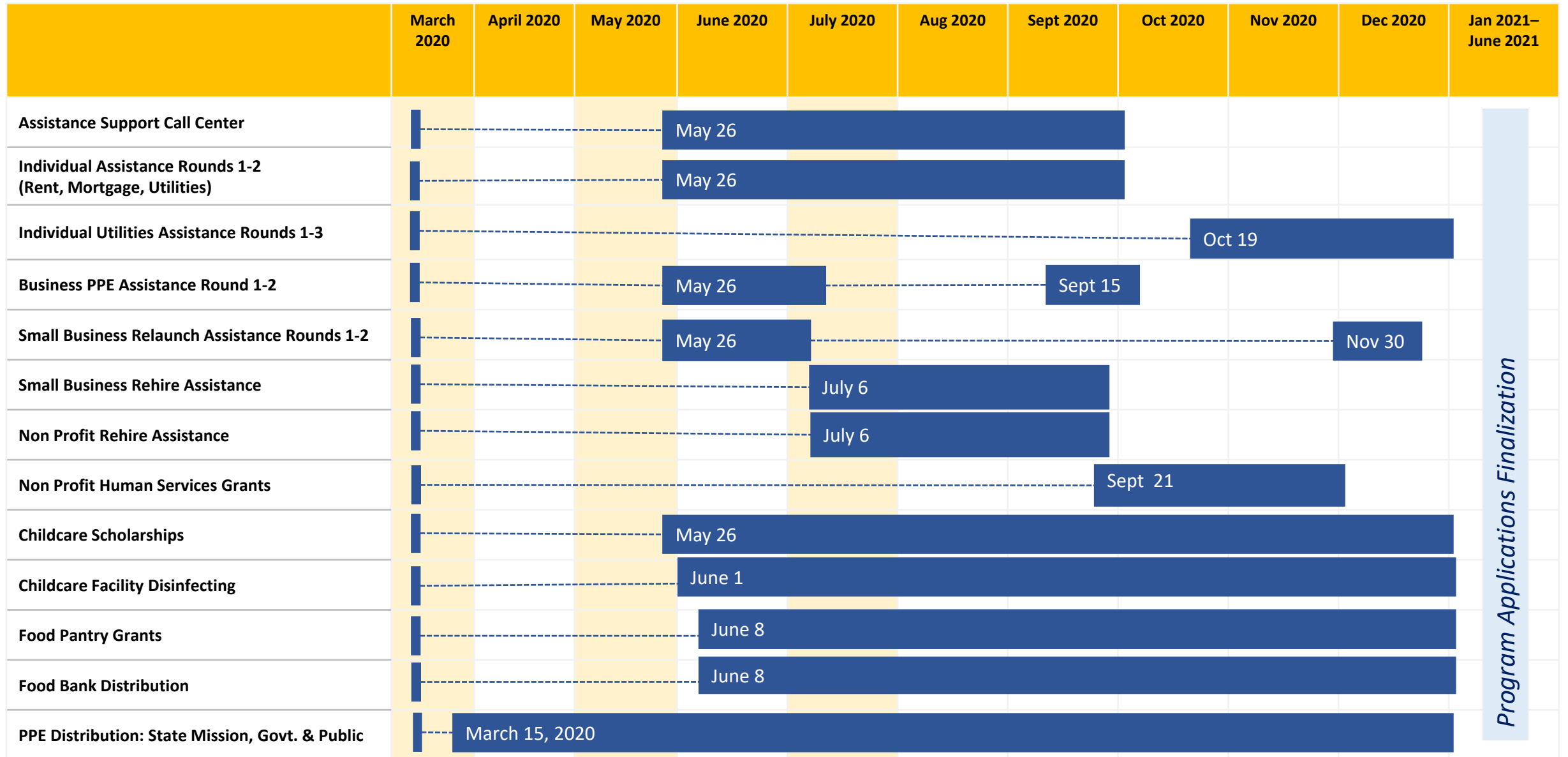
CARES Act funding has been extended through December 31, 2021.  
Coronavirus Relief Fund direct allocation expenditures are projected to reach \$134,459,744.

As of June 30, 2021

# CRF Direct Allocation Expenditures

CARES Act Community Aid (11124600100)	Open PO/ Contract Amount or Program Approvals Not Yet Distributed	Actual as of June 30, 2021	TOTAL
Individual Assistance (Rent Mortgage Utility)		\$28,313,326	
Business Assistance		\$14,415,500	
Childcare Support	\$1,564,372	\$2,842,391	
Human Services and Food Banks	\$164,259	\$6,280,732	
PPE		\$2,395,405	
COVID-19 Testing	\$365,307	\$334,693	
SUB TOTAL	<b>\$2,093,938</b>	<b>\$54,582,047</b>	<b>\$56,675,985</b>
CARES Act Government Expenses (11123400100)	Open PO/Contract Amount or Program Approvals Not Yet Distributed	Actual as of June 30, 2021	TOTAL
Public Safety	\$1,186,674	\$59,599,165	
Municipal	\$3,921,982	\$5,959,175	
Technology	\$394,070	\$3,594,242	
Facility Cleaning and Modifications	\$334,714	\$2,792,579	
SUB TOTAL	<b>\$5,837,440</b>	<b>\$71,945,161</b>	<b>\$77,782,601</b>
<b>TOTAL CARES Act Community Aid and Government Expense</b>	<b>\$7,931,378</b>	<b>\$126,527,208</b>	<b>\$134,458,586</b>

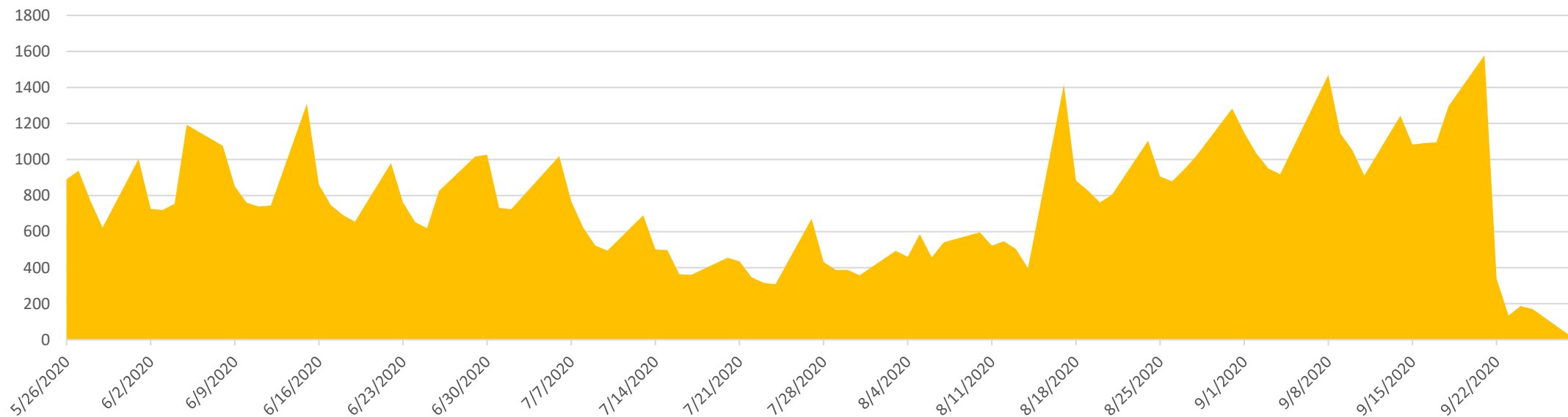
# LeeCARES Programs



# LeeCARES Assistance Support Call Center

Assistance Type	Call Volume
Business Assistance	7,670
Human Services Assistance	58,464
<b>TOTAL</b>	<b>66,134</b>

Daily Calls Handled by Lee CARES Call Center



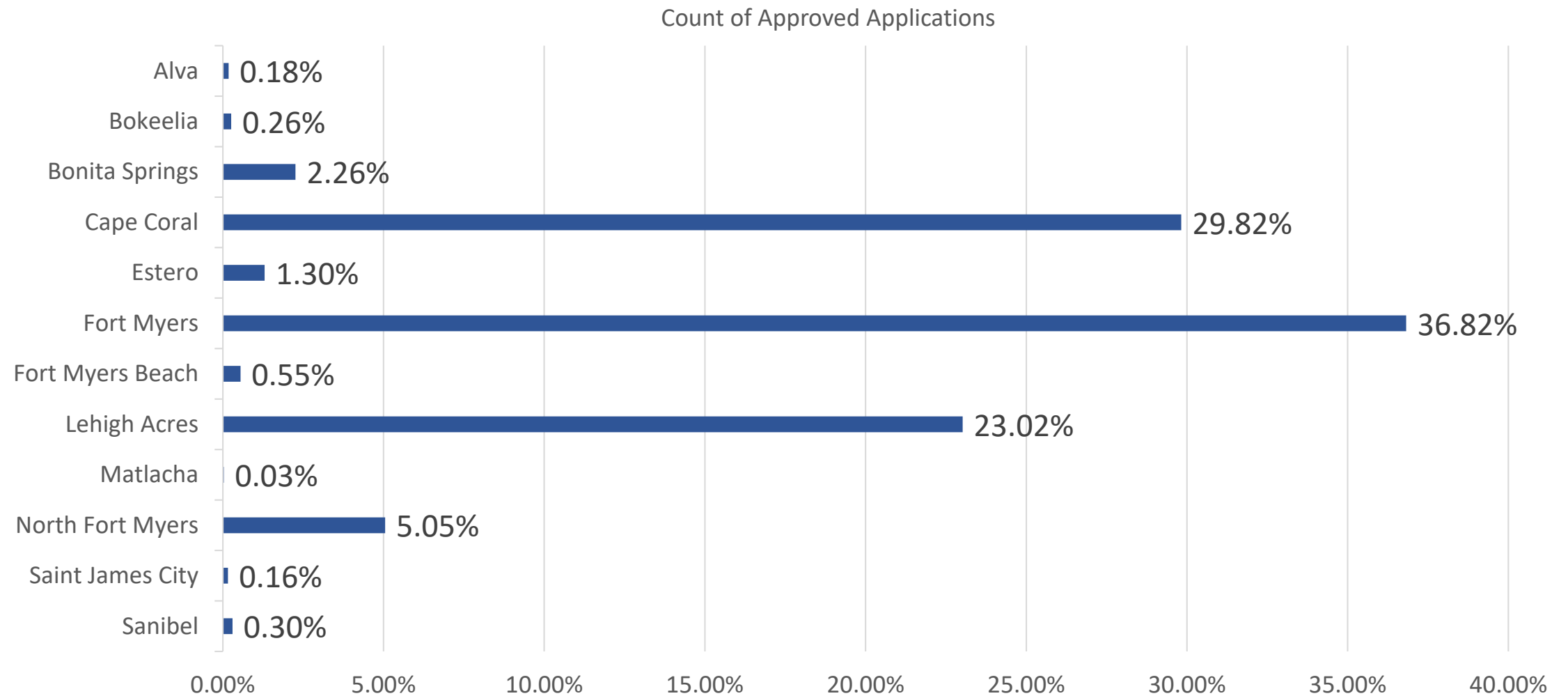
# LeeCARES All Individual Assistance Programs

Applications Received <b>31,191</b>		Total Assistance Cases	Total Payments Approved	Average Paid per Request
<b>Applications Approved 20,922</b> <i>Approved applications may receive multiple types of assistance.</i>	Electric Utility	13,926	\$4,429,011	\$318
	Water Utility	6,756	\$1,375,870	\$204
	Rent	9,583	\$16,214,517	\$1,692
	Mortgage	3,769	\$6,390,905	\$1,696
	<b>TOTAL</b>	<b>34,034</b>	<b>\$28,410,303</b>	

May 26, 2020 - June 30, 2021

# LeeCARES All Individual Assistance Programs

## Assistance by Location



# LeeCARES PPE Assistance

**TOTAL Distributions = 10,292,947**

Business PPE Round 1 & 2 (Businesses Assisted = 2,372) <b>1,321,572</b>	PPE Available for Public (Distribution by community partners) <b>1,368,658</b>	<b>PPE Equipment</b>	<b>Distributed</b>
Childcare <b>186,410</b>	Private Schools (27 schools; 4,988 students) <b>14,248</b>	Gloves	3,590,715
Distributions to County Government Entities: County Departments, Municipalities, and Constitutionals <b>5,228,473</b>		Masks and Face Shields	4,580,407
Distributions to State Entities: Assisted Living Facilities/ Nursing Homes, Emergency Operations Center Web <b>2,173,586</b>		Hand Sanitizer	225,860
		Disinfecting Spray/Wipes	1,705,283
		Other PPE Items (thermometers, gowns, etc.)	190,682



May 26, 2020 - June 30, 2021

# LeeCARES Small Business Relaunch Assistance

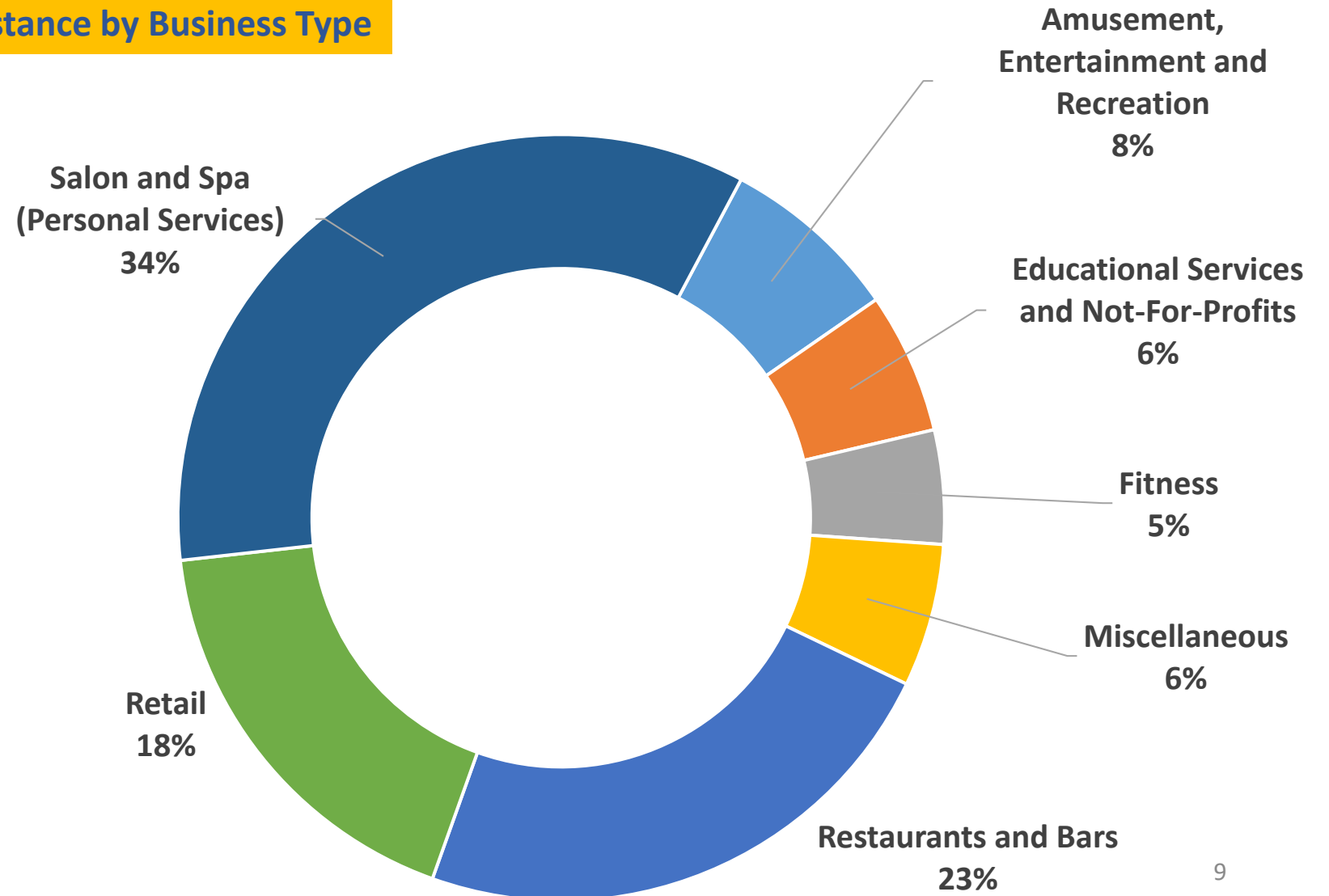
## Small Business Relaunch Assistance

Applications Received  
**2,605**

Applications Approved  
**1,232**

Total  
**\$12,355,000**

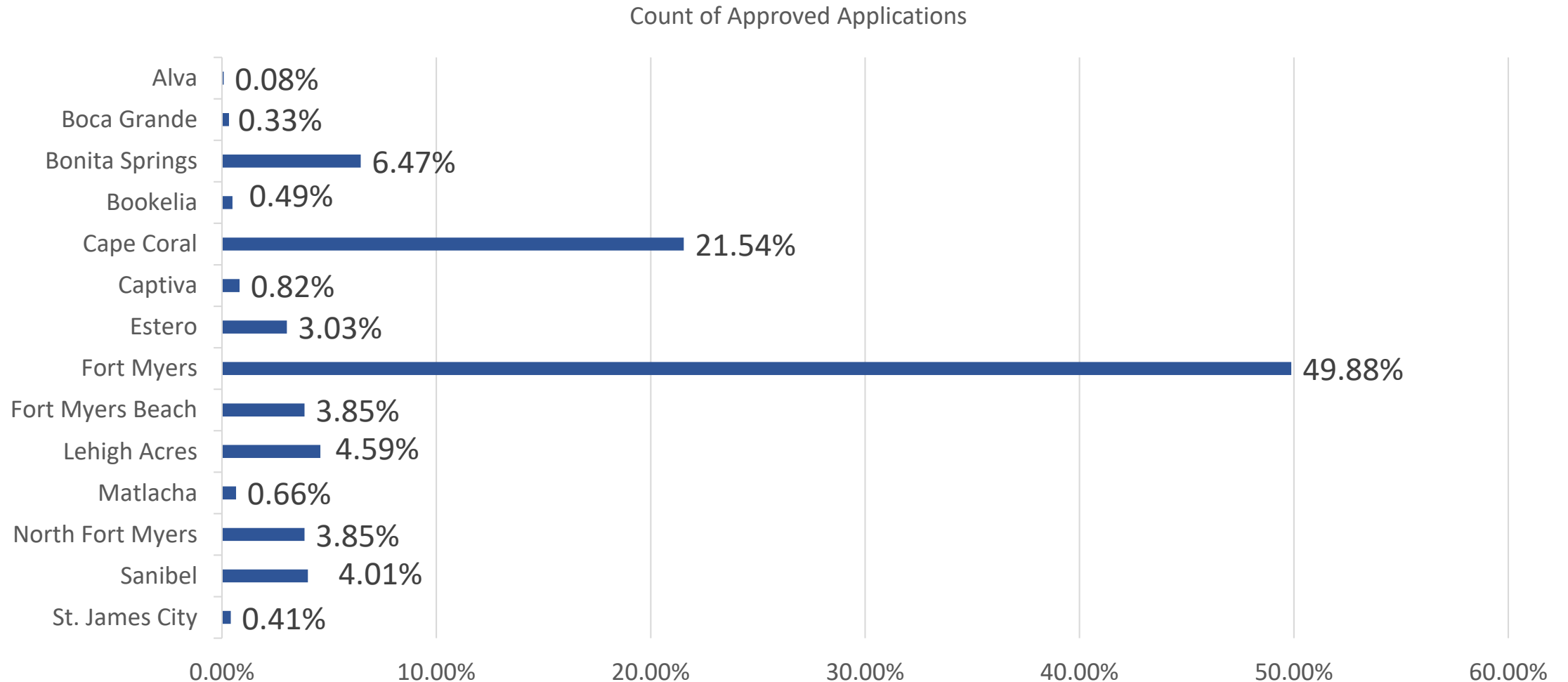
### Assistance by Business Type



May 26, 2020 - June 30, 2021

# LeeCARES Small Business Relaunch Assistance

## Assistance by Location



# LeeCARES Small Business Rehire Assistance

<b>Small Business Rehire Assistance</b>
Applications Received <b>336</b>
Applications Approved for Initial Payment <b>134</b>
Rehires (FTEs) <b>323</b>
Total <b>\$1,829,000</b>

<b>Non Profits Rehire Assistance</b>
Applications Received <b>35</b>
Applications Approved for Payment <b>16</b>
Rehires (FTEs) <b>43</b>
Total <b>\$221,500</b>

# LeeCARES Human Service Agencies 501(c)(3) and 501(c)(19)

Human Services
Applications Received <b>66</b>
Applications Approved <b>65</b>
Total <b>\$1,814,104</b>

## LeeCARES Childcare Scholarships

Scholarships Requested	Scholarships Received	Providers Enrolled	Scholarship Commitment	Total Paid Out
1,478	1,125	109	\$3,600,000	\$2,035,628

## LeeCARES Childcare Facility Deep-Disinfecting Assistance

Childcare Organizations <b>90</b>		Facilities Cleaned <b>110</b>	
Approved Funds Requested <b>\$918,103</b>	Avg. Assistance Approved Per Agency <b>\$10,201</b>	Average Disinfecting Cycle <b>Every 7 Days</b>	Total Paid Out <b>\$807,751</b>

Initial Assistance Date – June 1, 2020 through August 7, 2020  
 Extended Assistance Date – August 8, 2020 through December 30, 2020  
 Facilities may include exterior playgrounds and buses.

# LeeCARES Food Security

## Food Pantry Grants

Applications Received  
**208**

Applications Approved  
**66**

Funds Approved  
**\$330,000**

## Food Bank Reimbursements

	Funds Allocated	Funds Reimbursed
Harry Chapin Food Bank	\$2,750,000	<i>\$2,750,000</i>
Midwest Food Bank	\$697,500	<i>\$697,352</i>
Community Cooperatives	\$465,000	<i>\$465,000</i>
<b>TOTALS</b>	<b>\$3,912,500</b>	<b><i>\$3,912,352</i></b>

As of June 30, 2021

# CARES Act Coronavirus Relief Fund Expenditures

CARES Act Coronavirus Relief Fund Direct Allocation		\$134,459,744
TOTAL Actual Spent (as of June 30, 2021)	<b>\$126,527,208</b>	
Additional: Open PO/Contract Amount or Program Approvals Not Yet Distributed	<b>\$7,931,378</b>	
Balance Remaining		\$1,158