

Lee County Coronavirus Relief Fund Reporting

Program Updates as of August 31, 2020

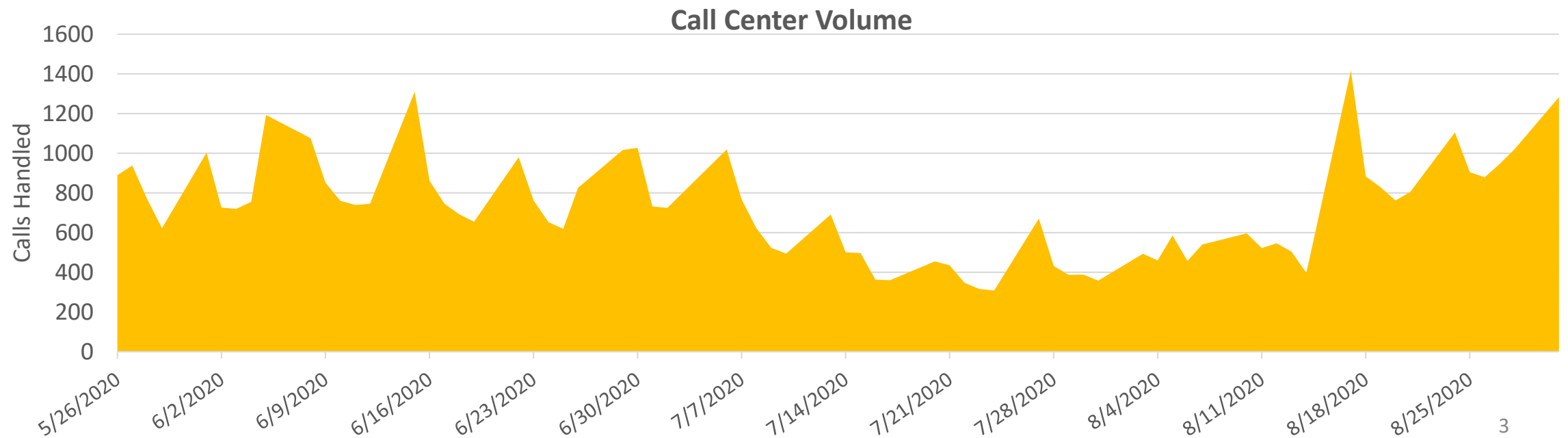


LeeCARES Programs

	March 2020	April 2020	May 2020	June 2020	July 2020	August 2020
Assistance Support Call Center				May 26		
Individual Assistance Round 1 (Rent, Mortgage, Utilities)				May 26		
Individual Assistance Round 2 (Rent, Mortgage, Utilities)						August 17
Small Business PPE Assistance				May 26		
Small Business Relaunch Assistance				May 26		
Small Business Rehire Assistance					July 6	
Non Profit Rehire Assistance					July 6	
Childcare Scholarships				May 26		
Childcare Facility Disinfecting				June 1		
Food Pantry Grants				June 8		
Food Bank Distribution				June 8		
PPE Distribution State Mission and Government	March 15, 2020					

LeeCARES Assistance Support Call Center

Assistance Type	Call Volume
Business Assistance	6,398
Human Services Assistance	42,858
TOTAL	49,256



LeeCARES Individual Assistance Rounds 1 & 2

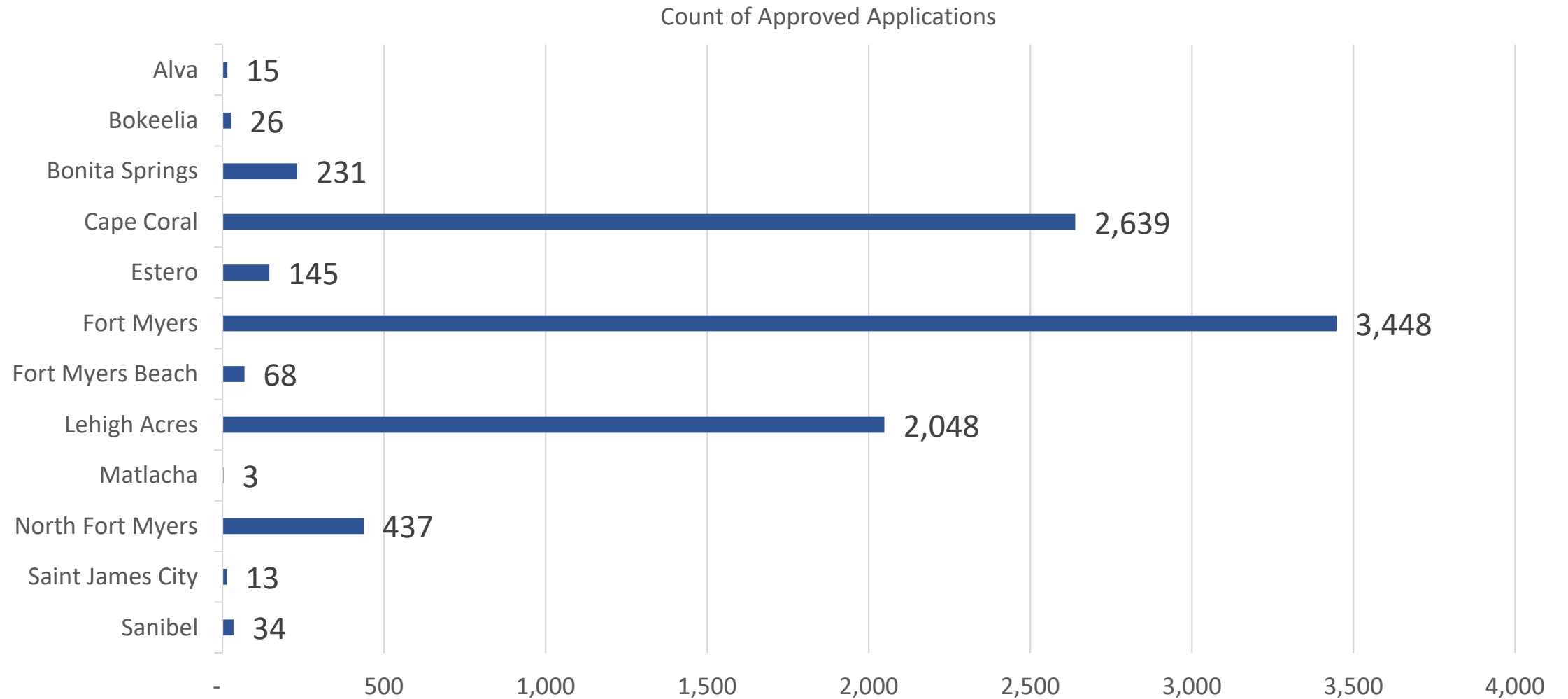
Applications Received
21,017

Applications Approved
7,788
Approved applications may receive multiple types of assistance.

	Total Assistance Cases	Total Payments Approved	Average Paid per Request
Electric Utility	4,855	\$2,423,298	\$293
Water Utility	2,260	\$451,552	\$199
Rent	5,954	\$9,187,107	\$1,543
Mortgage	2,457	\$3,836,555	\$1,561
TOTAL	15,526	\$14,898,511	

LeeCARES Individual Assistance

Assistance by Location



LeeCARES Business & Nonprofit PPE Assistance

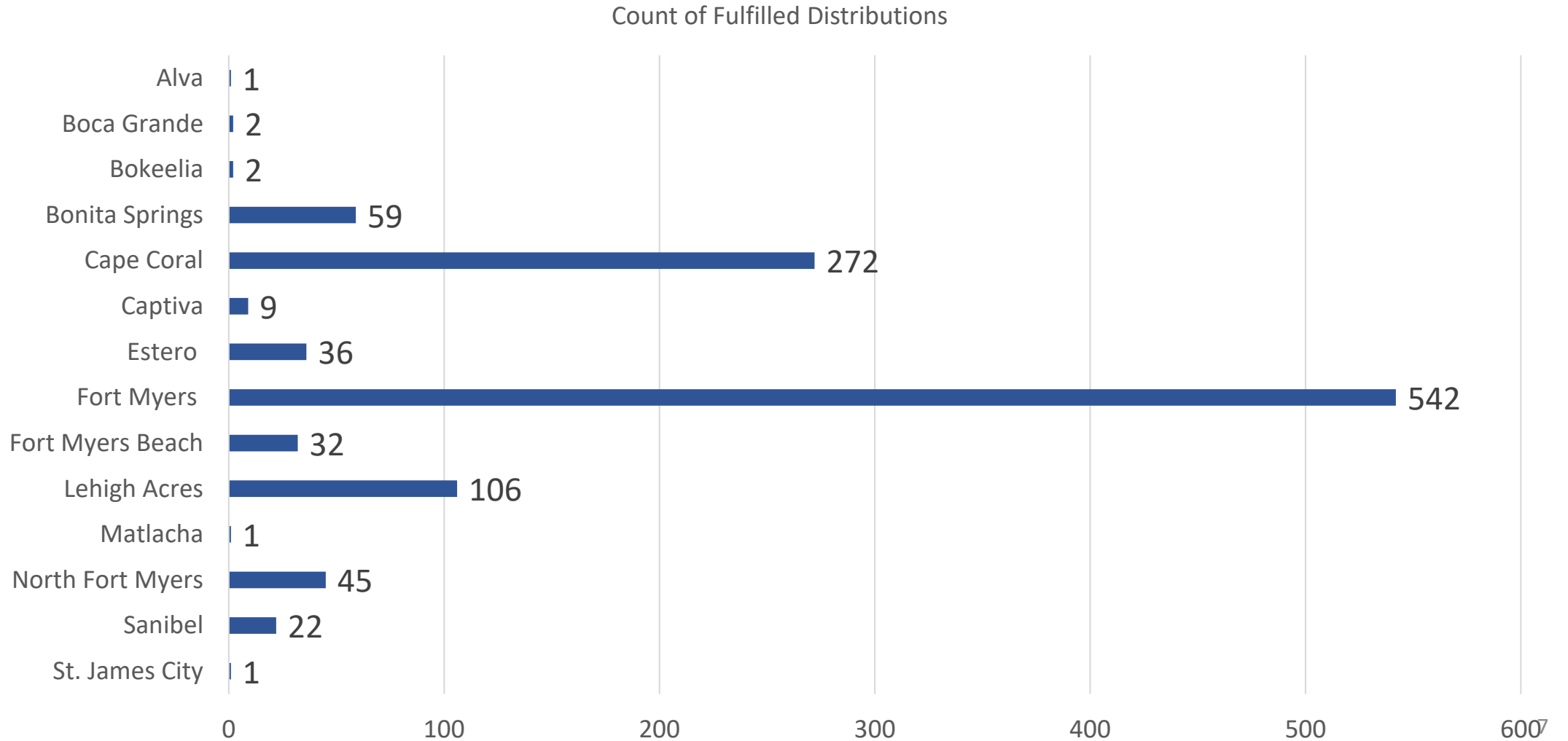
Small Business Applications May 26, 2020 - June 4, 2020	
Applications Received 1,369	Applications Approved 1,221
Total Item Distributions	
Small Businesses 1,079,356	Childcare 182,410
Food Pantries 10,790	Goodwill 6,712
Private Schools (26 schools; 4,446 students) 13,704	
TOTAL Distributions = 1,295,916	

PPE Equipment	Distributed
Gloves	765,900
Masks and Face Shields	513,800
Hand Sanitizer	13,218
Disinfecting Spray	2,992
Thermometers	6

May 26, 2020 - June 4, 2020

LeeCARES Small Business PPE Assistance

Business Location by City



LeeCARES Government & Medical PPE Distribution

TOTAL ITEMS 3,682,223

Distributions to County
Government Entities:
County Departments,
Municipalities, and
Constitutionals
1,785,739

Distributions to State
Entities:
Assisted Living Facilities/
Nursing Homes,
Emergency
Operations Center Web
1,896,485

PPE Equipment

Distributed

Masks and Face Shields

1,641,368

Gloves

1,487,615

Hand Sanitizer

37,545

Thermometers

393

Cleaning and Disinfecting
Supplies

342,046

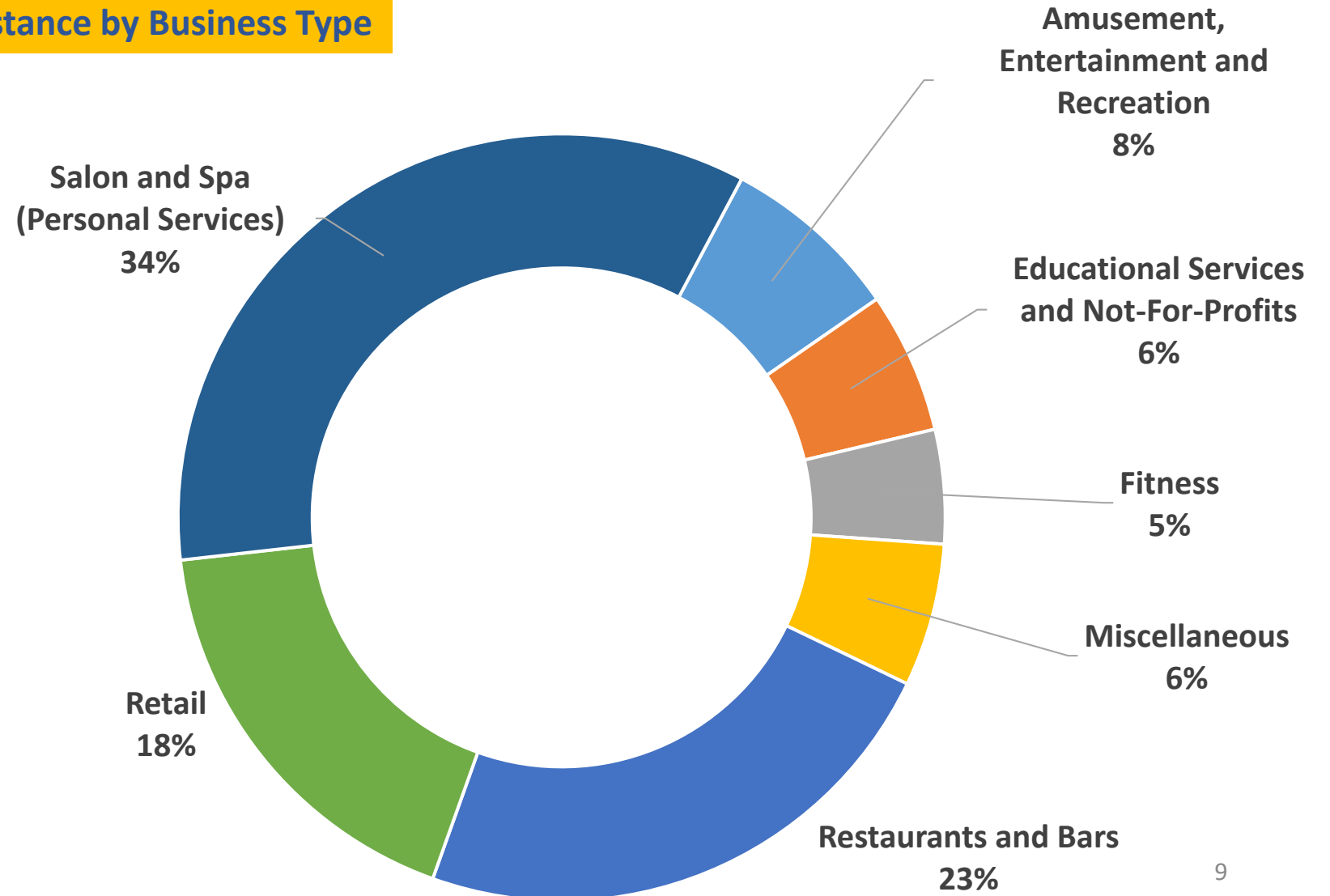
Other Items: Goggles, Shoe
Covers, Gowns, Coveralls, Boot
Covers, Sleeves, Aprons, Caps,
Ear Probes

173,257

LeeCARES Small Business Relaunch Assistance

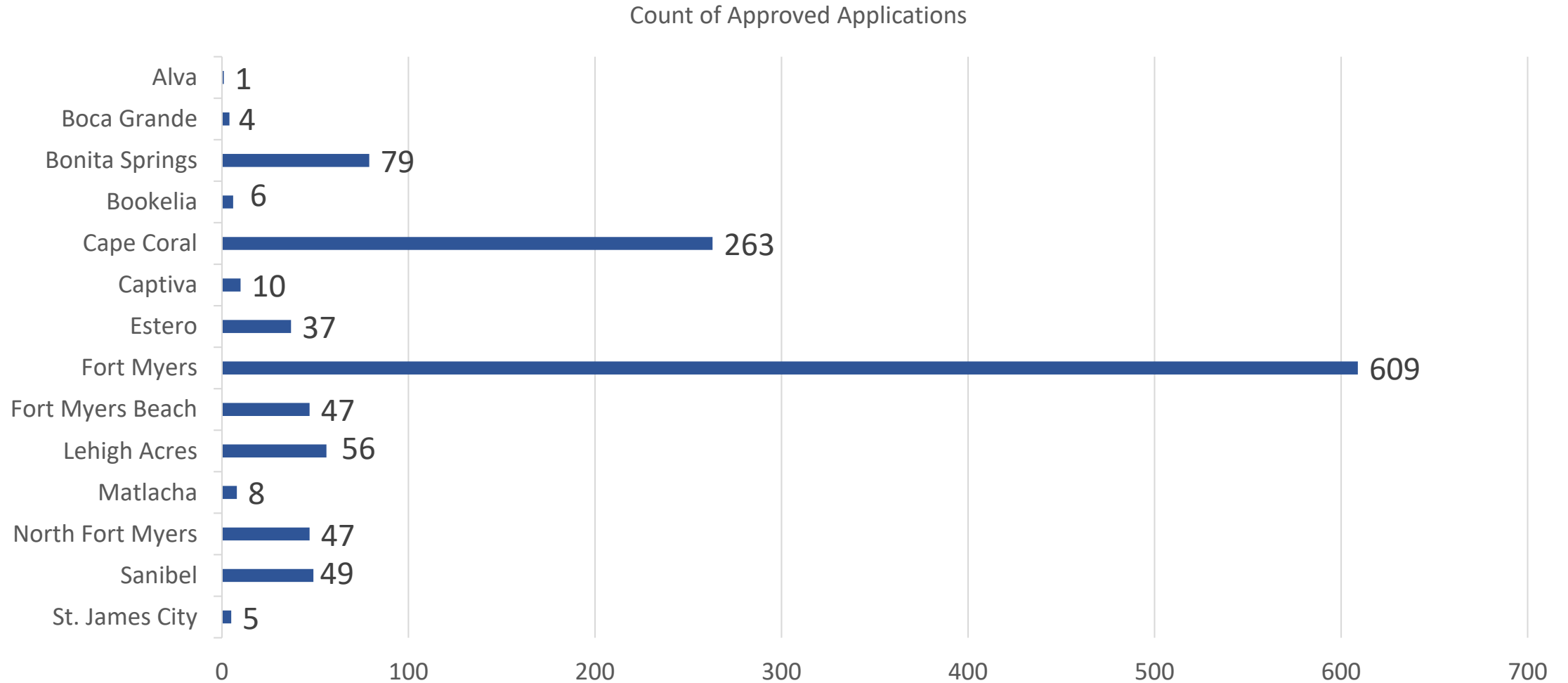
Assistance by Business Type

Applications Received 2,605
Applications Approved 1,229
Total Approved \$6,145,000



LeeCARES Small Business Relaunch Assistance

Assistance by Location



LeeCARES Small Business Rehire Assistance

Small Business	Non Profits
Applications Received 235	Applications Received 19
Applications Approved 48	Applications Approved 5
Initial Payment \$261,800	Initial Payment \$21,200
Rehires (FTEs) 124	Rehires (FTEs) 10

May 26, 2020 - August 31, 2020

LeeCARES Childcare Scholarships

Scholarships Requested	Scholarships Received
881	708

June 1, 2020 - August 31, 2020

LeeCARES Childcare Facility Deep-Disinfecting Assistance

Childcare Organizations		Facilities Cleaned
86		101
Approved Funds Requested	Avg. Assistance Per Agency	Average Disinfecting Cycle
\$875,908	\$9,028	Every 7 Days

Initial Assistance Date – June 1, 2020 through August 7, 2020

Extended Assistance Date – August 8, 2020 through December 31, 2020

Facilities may include exterior playgrounds and buses.

LeeCARES Food Security

Food Pantry Grants
Applications Received 66
Applications Approved 62
Funds Approved \$310,000

Food Bank Reimbursements		
	Funds Allocated	Funds Reimbursed
Harry Chapin Food Bank	\$1,550,000	\$633,632
Midwest Food Bank	\$425,000	\$166,348
Community Cooperatives	\$225,000	\$181,978
TOTALS	\$2,200,000	\$981,958

CARES Act Coronavirus Relief Fund Expenditures

CARES Act Coronavirus Relief Fund Direct Allocation		\$134,459,744
TOTAL Open POs and Actual Spent (as of August 31, 2020)	\$38,957,879	
Additional: Program Grant Approval – Not Yet Disbursed	\$3,151,852	
Balance Remaining		\$92,350,013

As of August 31, 2020

Coronavirus Relief Fund Expenditures

CARES Act Community Aid (11124600100)	Open PO/ Contract Amount or Program Approvals Not Yet Distributed*	Actual as of Aug 31, 2020	TOTAL
Grants & Aid	\$20,302		
Individual Assistance (Rent Mortgage Utility)	\$2,861,852*	\$12,036,659	
PPE	\$47,427	\$2,395,405	
Business Relaunch Assistance	\$10,000*	\$6,145,000	
Business Rehire Assistance	\$280,000*	\$283,000	
Childcare Support	\$814,161	\$668,234	
Food Banks	\$1,218,042	\$1,291,958	
Other Human Services		\$34,409	
TOTALS	\$5,251,784	\$22,854,665	\$28,106,450

CARES Act Government Expenses (11123400100)	Open PO/Contract Amount	Actual as of August 31, 2020	TOTAL
Public Safety/EOC PPE	\$5,695,697	\$3,506,787	
Technology	\$1,903,095	\$1,118,748	
Facility Cleaning and Modifications	\$428,333	\$1,350,622	
	\$8,027,125	\$5,976,157	\$14,003,282

TOTAL CARES Act Community Aid and Government Expense	\$13,278,909	\$28,830,823	\$42,109,731
---	---------------------	---------------------	---------------------

COVID-19 Grants

Grant Type	Award (\$M)
CARES Act – Coronavirus Relief Fund Direct Allocation	\$134.5M
Port Authority FAA Cares Act Funds	\$36.8M
Federal Transit Administration Cares Act Grant (FTA)	\$19.2M
Community Development Block Grant (CDBG)	\$1.9M
Emergency Solutions Grant - 2 (ESG)	\$1.8M
Florida Housing Finance Corporation	\$1.5M
Low Income Housing Energy Assistance Program (LIHEAP)	\$1.4M
Emergency Solutions Grant (ESG)	\$0.9M
Florida Department of Transportation CARES Act Funding (FDOT)	\$0.8M
Public Safety CARES Act Provider Relief Fund	\$0.7M
Community Service Block Grant (CSBG)	\$0.5M
Sheriff CESF Grant	\$0.3M
TOTAL	\$200.2M