

Lee County Coronavirus Relief Fund Reporting

Program Updates as of April 30, 2021



Executive Summary

Community Aid

- Through April 2021 the County has disbursed \$54.6 million in community aid through the LeeCARES program in the forms of rent, mortgage and utility payment assistance, business grants, PPE distribution, food supplies, childcare scholarships and COVID-19 testing. An additional \$2.7 million of assistance has been obligated and payment is pending.
- LeeCARES Emergency Rental Assistance established by section 501 of Division N of the Consolidated Appropriations Act, 2021 began on March 1, 2021.

Government Expenses

- Lee County is also reimbursing some units of local government for COVID-19 response expenditures:
 - Board of County Commissioners operating departments
 - Lee County Sheriff's Office
 - Clerk of Courts, Tax Collector, Medical Examiner
 - Municipalities (Bonita Springs, Cape Coral, Estero, Fort Myers, Fort Myers Beach, Sanibel)
 - Independent Fire Districts (17 separate districts)

CARES Act funding has been extended through December 31, 2021.

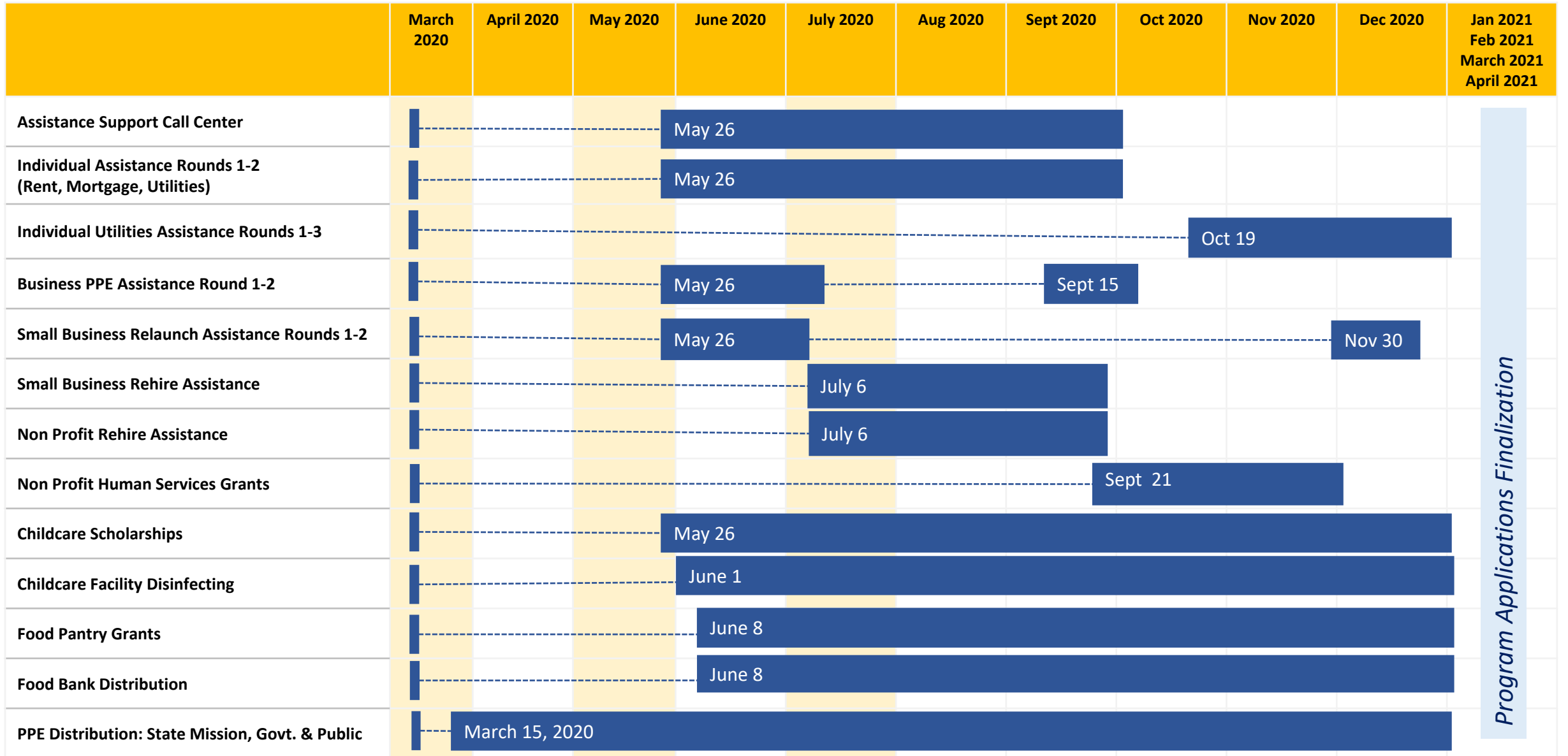
Coronavirus Relief Fund direct allocation expenditures are projected to reach \$134,459,744.

As of April 30, 2021

CRF Direct Allocation Expenditures

| CARES Act Community Aid (11124600100) | Open PO/ Contract Amount or Program Approvals Not Yet Distributed | Actual as of Apr 30, 2021 | TOTAL | |
|---|---|---------------------------|----------------------|---------------------|
| Individual Assistance (Rent Mortgage Utility) | \$62,619 | \$28,347,576 | | |
| Business Assistance | | \$14,410,500 | | |
| Childcare Support | \$1,690,758 | \$2,845,971 | | |
| Human Services and Food Banks | \$736,750 | \$6,238,862 | | |
| PPE | | \$2,395,405 | | |
| COVID-19 Testing | \$365,307 | \$334,693 | | |
| SUB TOTAL | \$2,792,815 | \$54,618,008 | | \$57,410,823 |
| CARES Act Government Expenses (11123400100) | Open PO/Contract Amount or Program Approvals Not Yet Distributed | Actual as of Apr 30, 2021 | | TOTAL |
| Public Safety | \$3,815,184 | \$48,405,265 | | |
| Municipal | \$5,292,549 | \$5,398,971 | | |
| Technology | \$660,698 | \$3,345,745 | | |
| Facility Cleaning and Modifications | \$217,248 | \$2,723,943 | | |
| SUB TOTAL | \$9,985,679 | \$59,873,924 | | \$69,859,603 |
| TOTAL CARES Act Community Aid and Government Expense | \$12,778,494 | \$114,491,932 | \$127,270,426 | |

LeeCARES Programs

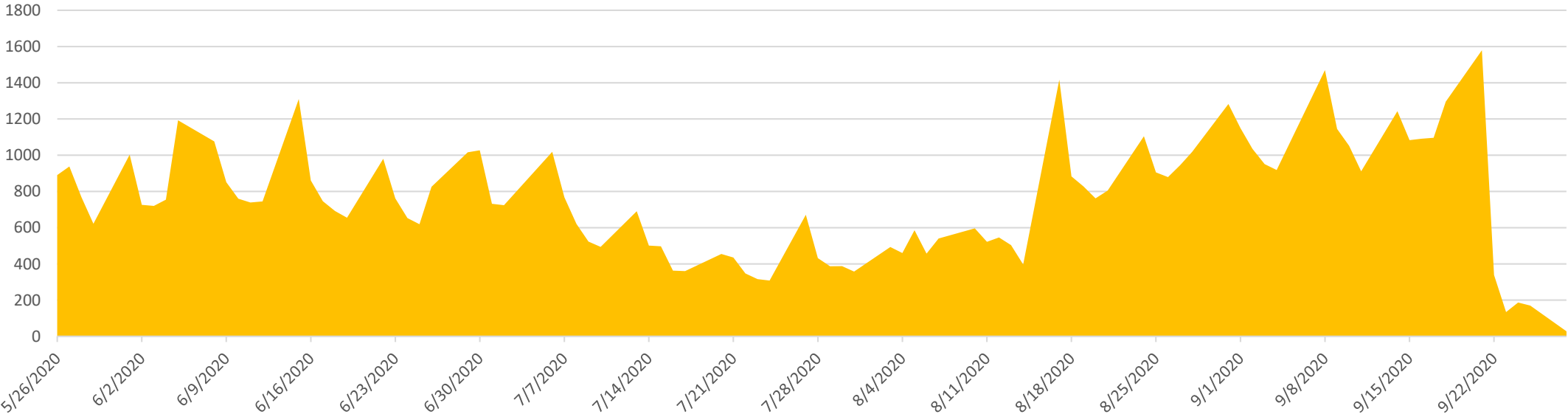


Program Applications Finalization

LeeCARES Assistance Support Call Center

| Assistance Type | Call Volume |
|---------------------------|---------------|
| Business Assistance | 7,670 |
| Human Services Assistance | 58,464 |
| TOTAL | 66,134 |

Daily Calls Handled by Lee CARES Call Center



LeeCARES All Individual Assistance Programs

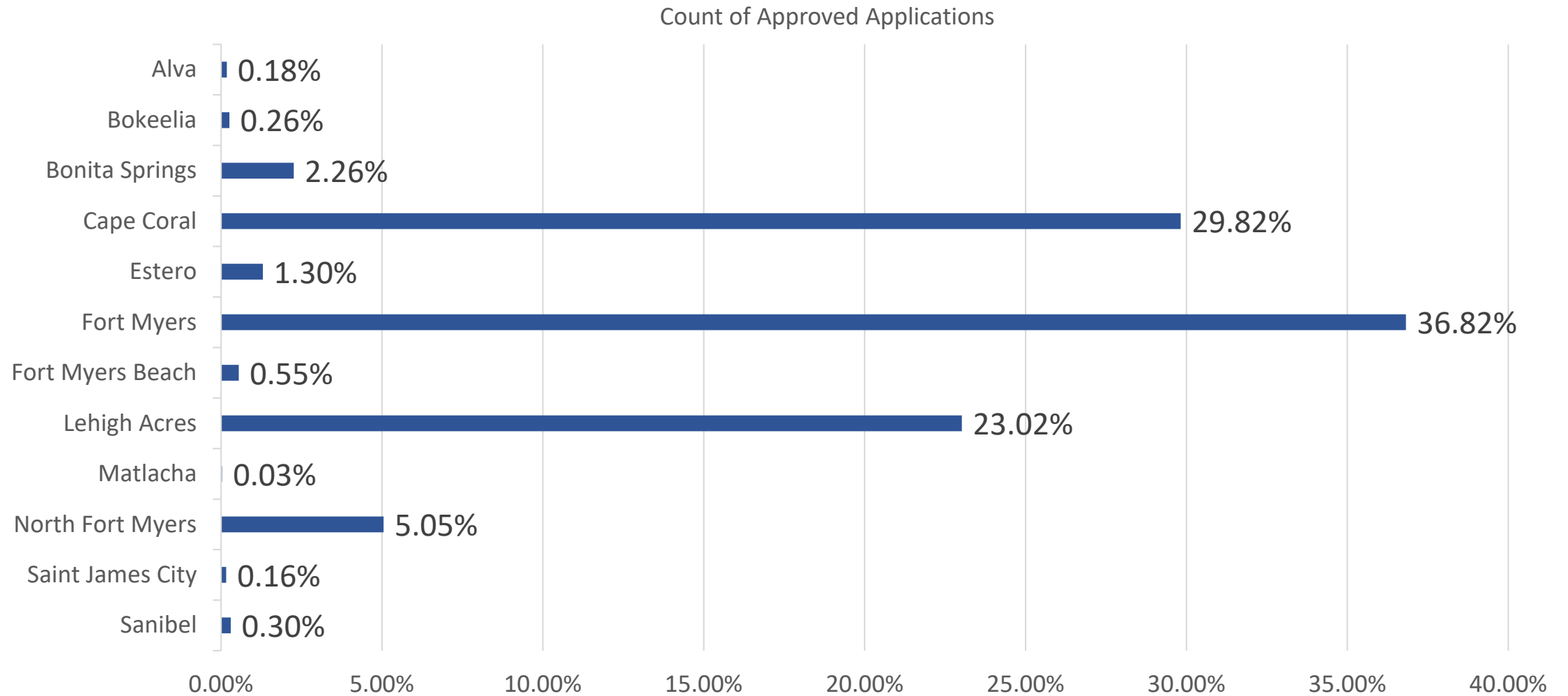
Applications Received
31,191

Applications Approved
20,922
Approved applications may receive multiple types of assistance.

| | Total Assistance Cases | Total Payments Approved | Average Paid per Request |
|------------------|------------------------|-------------------------|--------------------------|
| Electric Utility | 13,926 | \$4,429,011 | \$318 |
| Water Utility | 6,756 | \$1,375,870 | \$204 |
| Rent | 9,583 | \$16,214,517 | \$1,692 |
| Mortgage | 3,769 | \$6,390,905 | \$1,696 |
| TOTAL | 34,034 | \$28,410,303 | |

LeeCARES All Individual Assistance Programs

Assistance by Location



LeeCARES PPE Assistance

TOTAL Distributions = 9,878,097

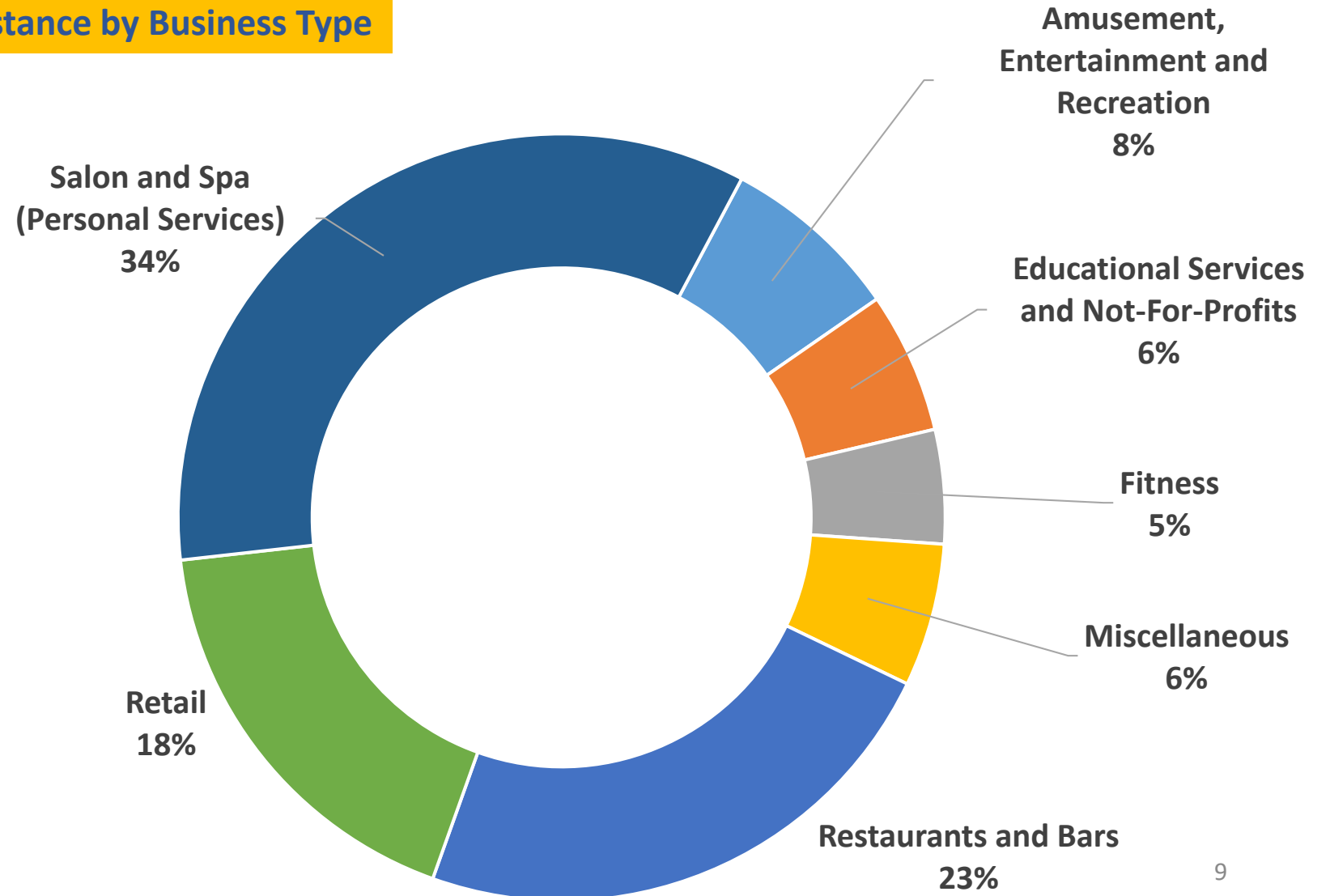
| | |
|--|---|
| Business PPE Round 1 & 2 (Businesses Assisted = 2,372) 1,321,572 | PPE Available for Public (Distribution by community partners) 1,368,658 |
| Childcare 186,410 | Private Schools (27 schools; 4,988 students) 14,248 |
| Distributions to County Government Entities: County Departments, Municipalities, and Constitutionals 4,818,749 | |
| Distributions to State Entities: Assisted Living Facilities/ Nursing Homes, Emergency Operations Center Web 2,168,461 | |

| PPE Equipment | Distributed |
|---|-------------|
| Gloves | 3,471,565 |
| Masks and Face Shields | 4,466,022 |
| Hand Sanitizer | 223,999 |
| Disinfecting Spray/Wipes | 1,525,830 |
| Other PPE Items (thermometers, gowns, etc.) | 190,682 |

LeeCARES Small Business Relaunch Assistance

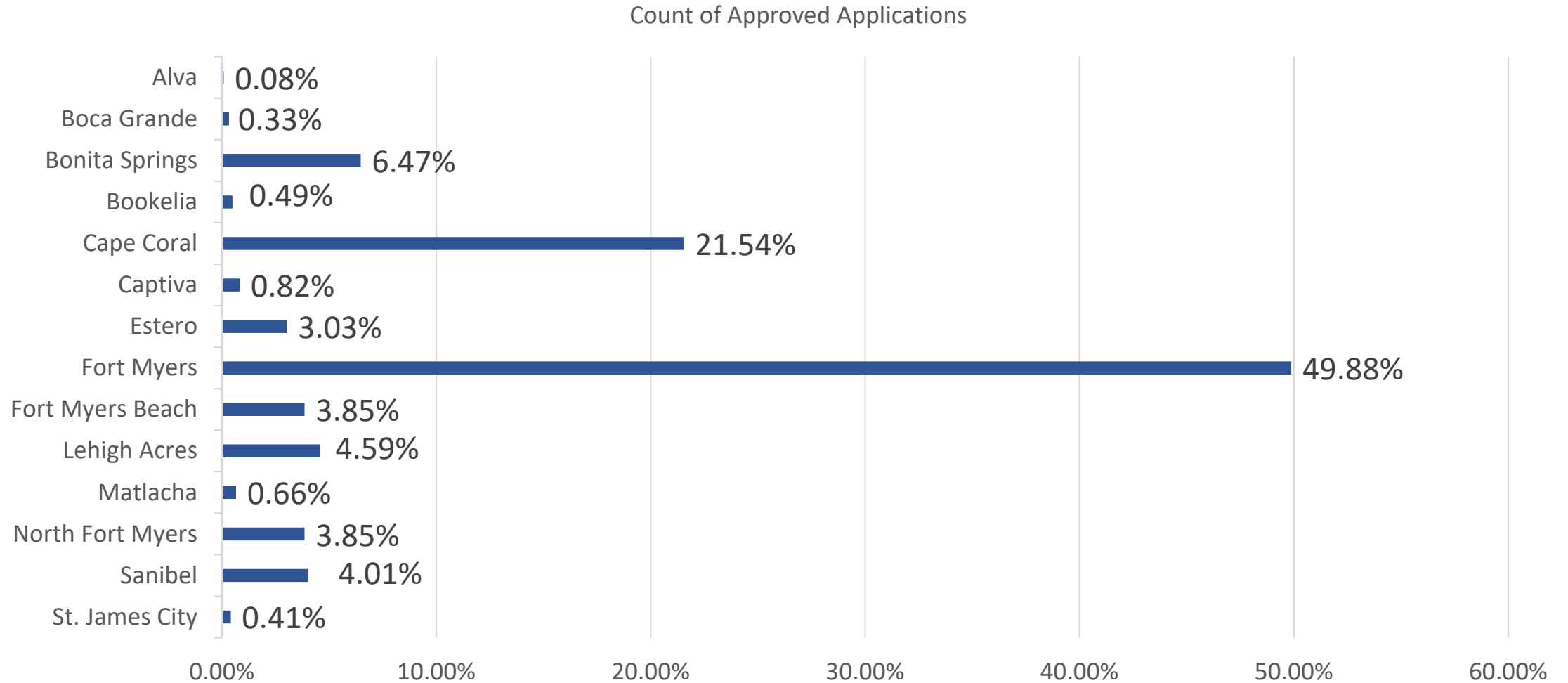
Assistance by Business Type

| |
|---|
| Small Business Relaunch Assistance |
| Applications Received 2,605 |
| Applications Approved 1,232 |
| Total \$12,355,000 |



LeeCARES Small Business Relaunch Assistance

Assistance by Location



LeeCARES Small Business Rehire Assistance

| Small Business Rehire Assistance |
|--|
| Applications Received 336 |
| Applications Approved for Initial Payment 134 |
| Rehires (FTEs) 323 |
| Total \$1,829,000 |

| Non Profits Rehire Assistance |
|---|
| Applications Received 35 |
| Applications Approved for Payment 16 |
| Rehires (FTEs) 43 |
| Total \$221,500 |

LeeCARES Human Service Agencies 501(c)(3) and 501(c)(19)

| |
|------------------------------------|
| Human Services |
| Applications Received 66 |
| Applications Approved 65 |
| Total \$1,814,104 |

LeeCARES Childcare Scholarships

| Scholarships Requested | Scholarships Received | Providers Enrolled | Scholarship Commitment | Total Paid Out |
|------------------------|-----------------------|--------------------|------------------------|----------------|
| 1,478 | 1,125 | 109 | \$3,600,000 | \$2,035,628 |

LeeCARES Childcare Facility Deep-Disinfecting Assistance

| Childcare Organizations | | Facilities Cleaned | |
|--------------------------|-------------------------------------|----------------------------|------------------|
| 90 | | 110 | |
| Approved Funds Requested | Avg. Assistance Approved Per Agency | Average Disinfecting Cycle | Total Paid Out |
| \$918,103 | \$10,201 | Every 7 Days | \$807,751 |

Initial Assistance Date – June 1, 2020 through August 7, 2020
 Extended Assistance Date – August 8, 2020 through December 30, 2020
 Facilities may include exterior playgrounds and buses.

LeeCARES Food Security

| |
|-------------------------------------|
| Food Pantry Grants |
| Applications Received 208 |
| Applications Approved 66 |
| Funds Approved \$330,000 |

| Food Bank Reimbursements | | |
|---------------------------------|------------------------|---------------------------|
| | Funds Allocated | Funds Reimbursed |
| Harry Chapin Food Bank | \$2,750,000 | <i>\$2,750,000</i> |
| Midwest Food Bank | \$697,500 | <i>\$697,352</i> |
| Community Cooperatives | \$465,000 | <i>\$465,000</i> |
| TOTALS | \$3,912,500 | <i>\$3,912,352</i> |

CARES Act Coronavirus Relief Fund Expenditures

| | | |
|--|----------------------|--------------------|
| CARES Act Coronavirus Relief Fund Direct Allocation | | \$134,459,744 |
| TOTAL Actual Spent (as of April 30, 2021) | \$114,491,932 | |
| Additional: Open PO/Contract Amount or Program Approvals Not Yet Distributed | \$12,778,494 | |
| Balance Remaining | | \$7,189,318 |