

Lee County Coronavirus Relief Fund Reporting

Program Updates as of July 31, 2020



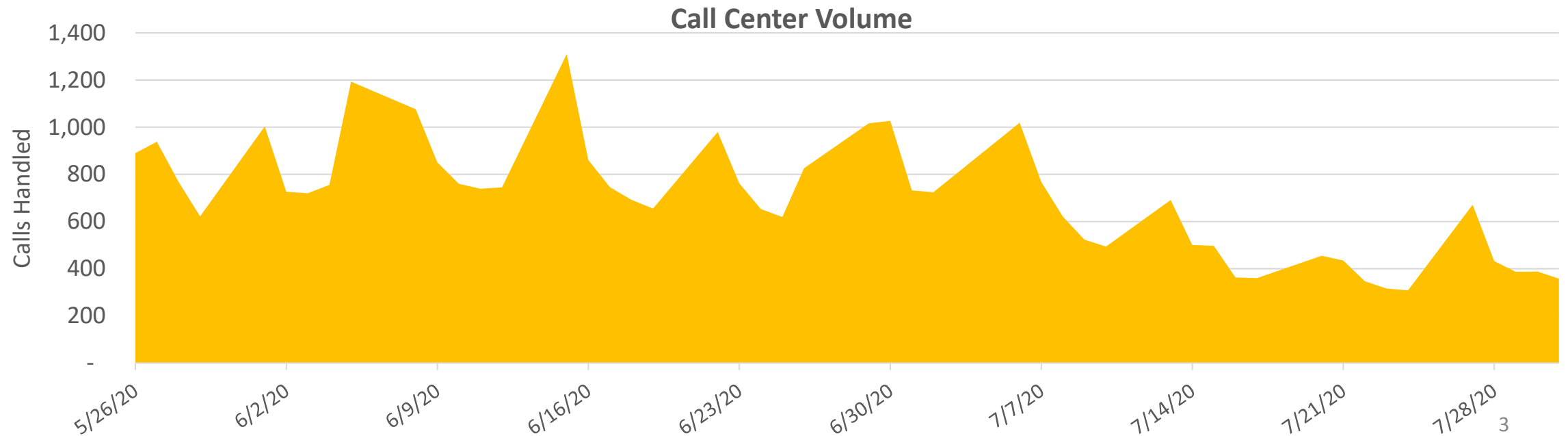
LeeCARES Programs

	March 2020	April 2020	May 2020	June 2020	July 2020
Assistance Support Call Center				May 26	
Individual Assistance (Rent, Mortgage, Utilities)				May 26	
Small Business PPE Assistance				May 26	
Small Business Relaunch Assistance				May 26	
Small Business Rehire Assistance					July 6
Non Profit Rehire Assistance					July 6
Childcare Scholarships				May 26	
Childcare Facility Disinfecting				June 1	
Food Pantry Grants				June 8	
Food Bank Distribution				June 8	
PPE Distribution State Mission and Government	March 15, 2020				

May 26, 2020 - July 31, 2020

LeeCARES Assistance Support Call Center

Assistance Type	Call Volume
Business Assistance	4,520
Human Services Assistance	20,816
TOTAL	25,336



LeeCARES Individual Assistance

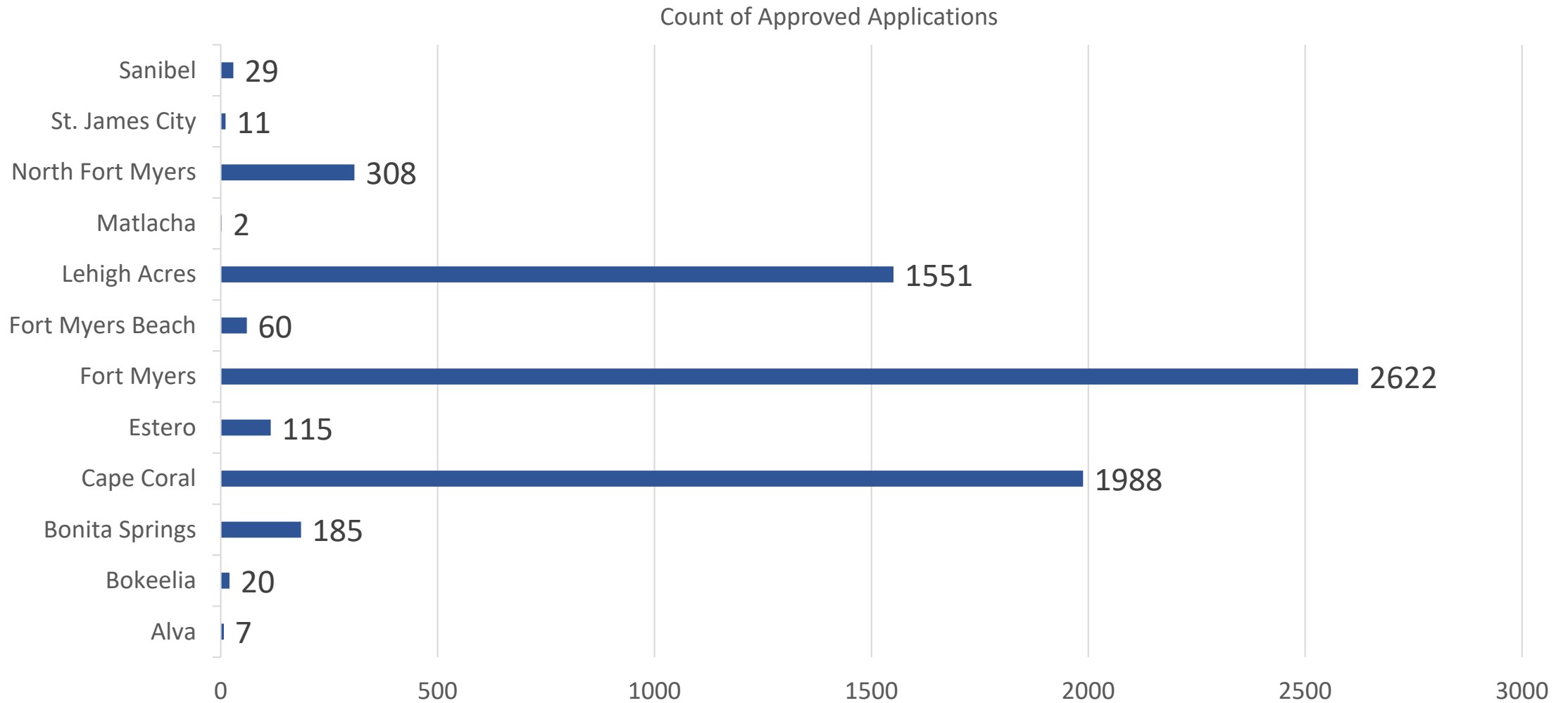
Applications Received
12,367

Applications Approved
6,172
Approved applications may receive multiple types of assistance.

	Total Assistance Cases	Total Paid	Average Paid per Request
Electric Utility	3,554	\$1,004,554	\$283
Water Utility	1,608	\$333,736	\$199
Rent	4,471	\$6,641,371	\$1,485
Mortgage	1,875	\$2,817,550	\$1,503
TOTAL	11,508	\$10,797,211	

LeeCARES Individual Assistance

Assistance by Location



LeeCARES Small Business PPE Assistance

Applications

Applications Received	Applications Approved
1,369	1,221

Distributions

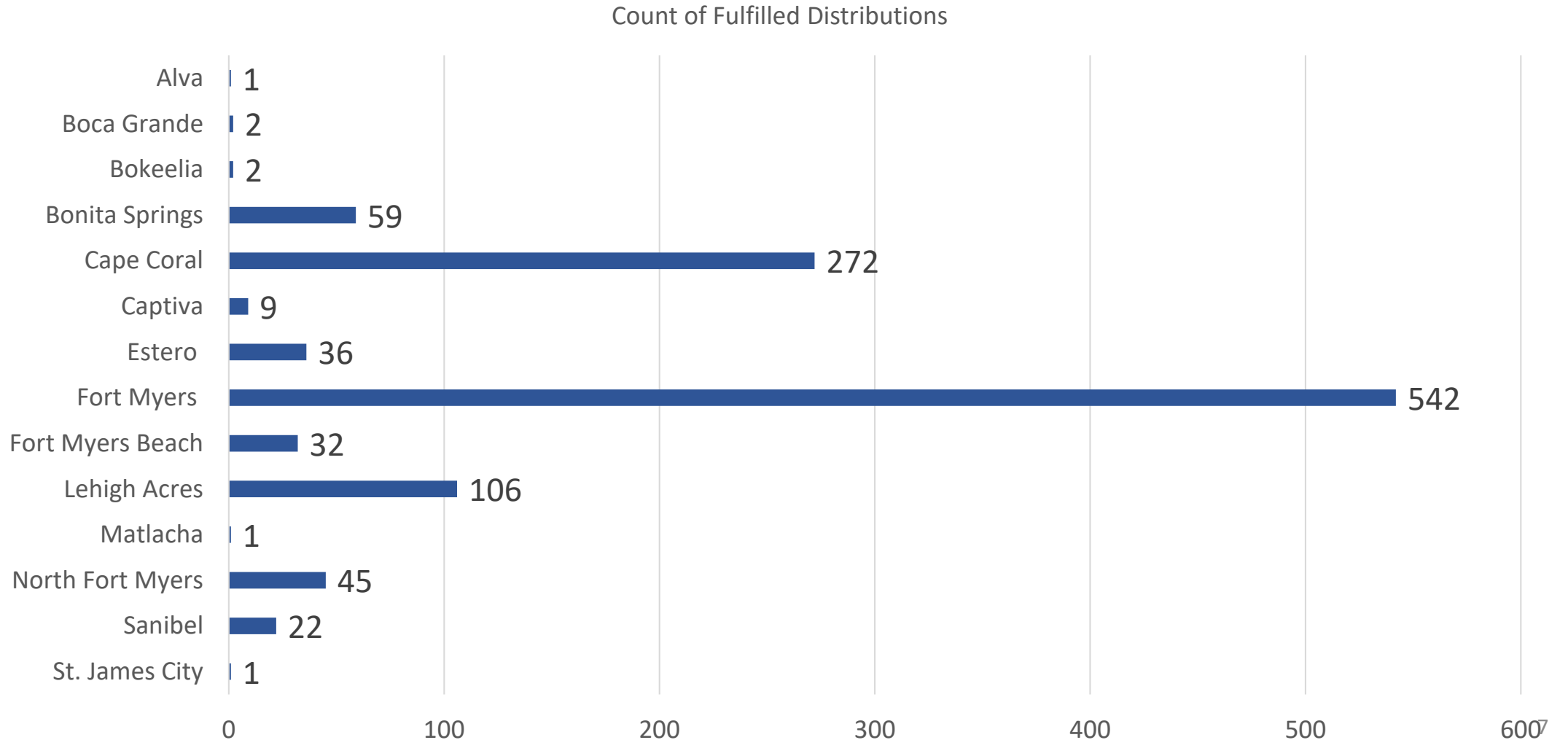
Small Businesses	Childcare
1,079,356	182,410
Food Pantries	Goodwill
10,790	6,712
TOTAL Distributions = 1,282,212	

PPE Equipment	Distributed
Gloves	765,900
Masks and Face Shields	502,850
Hand Sanitizer	10,464
Disinfecting Spray	2,992
Thermometers	6

May 26, 2020 - June 4, 2020

LeeCARES Small Business PPE Assistance

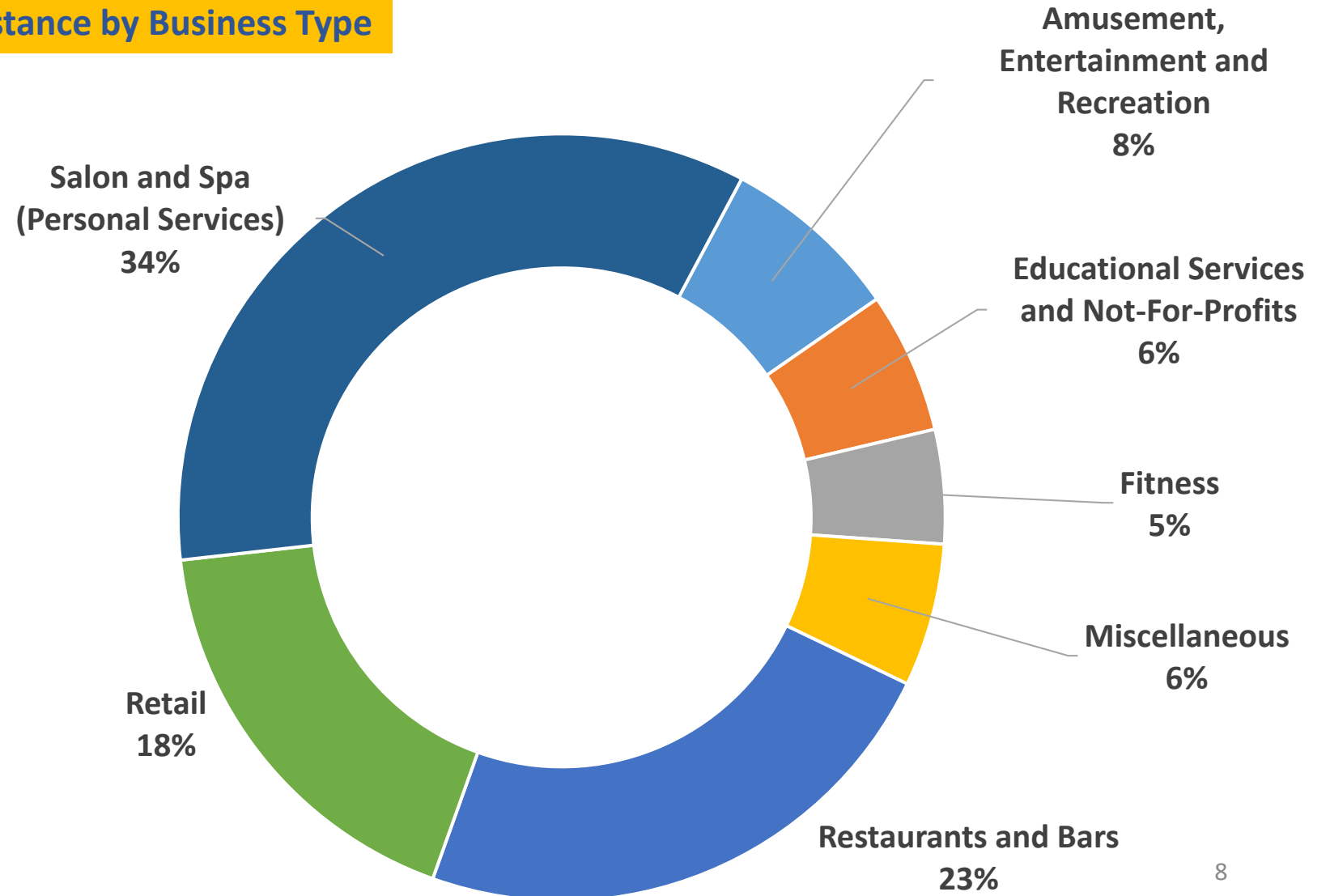
Business Location by City



LeeCARES Small Business Relaunch Assistance

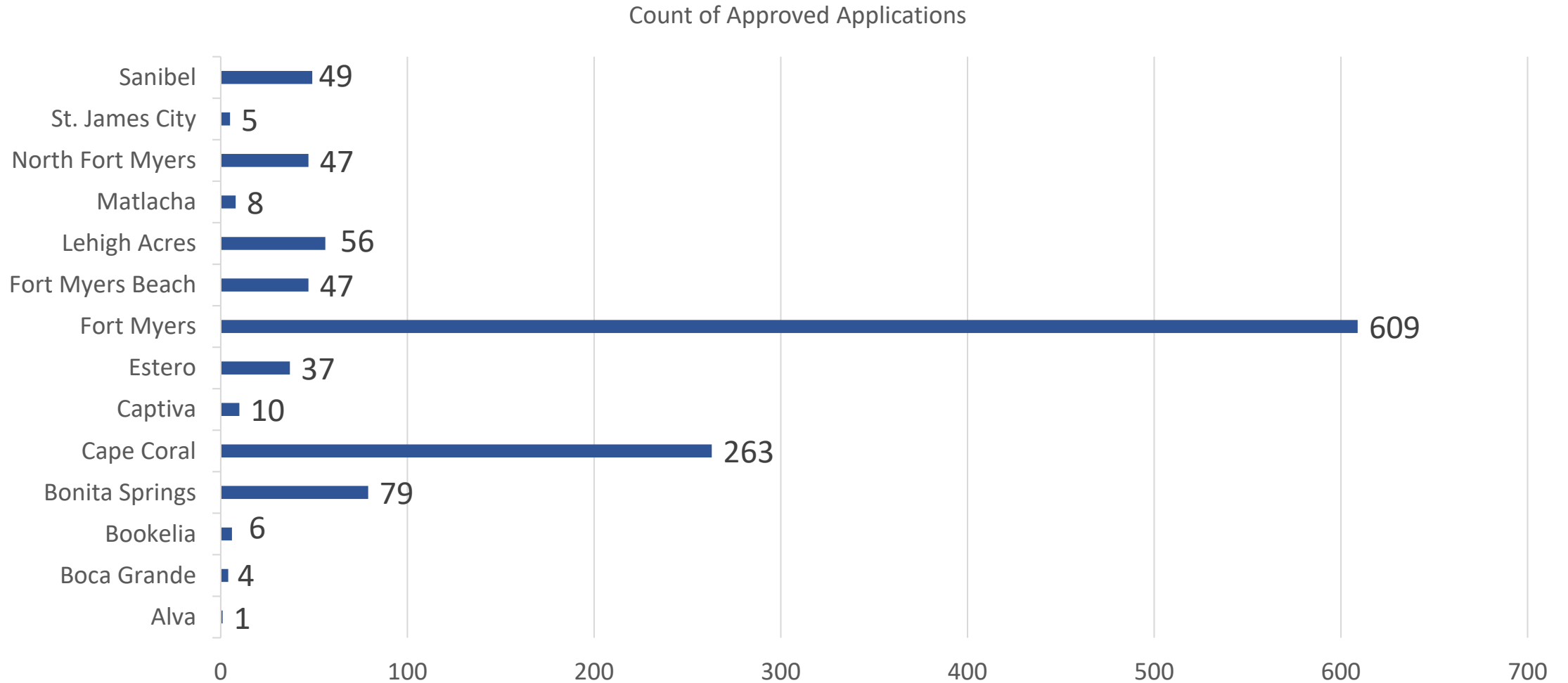
Applications Received 2,606
Applications Approved 1,227
Total Approved \$6,135,000

Assistance by Business Type



LeeCARES Small Business Relaunch Assistance

Assistance by Location



LeeCARES Small Business Rehire Assistance

Small Business	Non Profits
Applications Received 127	Applications Received 12
Applications Approved 16	Applications Approved 3
Initial Payment 40% (or \$2,000) \$60,000	Initial Payment 40% (or \$2,000) \$14,000
Rehires 30	Rehires 7

May 26, 2020 - July 31, 2020

LeeCARES Childcare Scholarships

Scholarships Requested	Scholarships Received
712	574

June 1, 2020 - July 31, 2020

LeeCARES Childcare Facility Deep-Disinfecting Assistance

Total Applications 75	Applications Approved 72	Facilities Cleaned 100
Approved Funds Requested \$191,076	Avg. Assistance Per Agency \$2,691	Average Disinfecting Cycle Every 7 Days

Initial Assistance Date – June 1, 2020 through August 7, 2020

Extended Assistance Date – August 8, 2020 through December 30, 2020

LeeCARES Food Security

Food Pantry Grants
Applications Received 62
Applications Approved 59
Funds Approved \$295,000

Food Bank Reimbursements		
	Funds Allocated	Funds Reimbursed
Harry Chapin Food Bank	\$1,550,000	<i>\$201,263</i>
Midwest Food Bank	\$425,000	<i>\$76,019</i>
Community Cooperatives	\$225,000	<i>\$52,298</i>
TOTALS	\$2,200,000	\$329,580

LeeCARES General PPE Distribution

TOTAL ITEMS
2,960,362

Distributions to County
Government Entities:
County Departments,
Municipalities, and
Constitutionals
1,231,744

Distributions to State
Entities:
Assisted Living Facilities/
Nursing Homes,
Emergency
Operations Center Web
1,727,019

PPE Equipment

Distributed

Masks and Face Shields

1,269,375

Gloves

1,184,168

Hand Sanitizer

32,069

Thermometers

341

Cleaning and Disinfecting
Supplies

324,227

Other Items: Goggles, Shoe
Covers, Gowns, Coveralls, Boot
Covers, Sleeves, Aprons, Caps,
Ear Probes

150,183

CARES Act Coronavirus Relief Fund Expenditures

CARES Act Coronavirus Relief Fund Direct Allocation		\$134,459,744
TOTAL Open POs and Actual Spent (as of July 31, 2020)	\$29,934,520*	
Balance Remaining		\$104,525,244

* Does not include program grant approvals that have not yet been disbursed.

As of July 31, 2020

Coronavirus Relief Fund Expenditures

CARES Act Community Aid (11124600100)	Open PO/Contract Amount	Actual as of July 31, 2020	TOTAL Open POs and Actual Spent
Grants & Aid	\$20,302.48		
Individual Assistance (Rent Mortgage Utility)		\$7,087,465.94	
PPE	\$47,426.56	\$2,395,404.75	
Business Relaunch Assistance		\$5,955,000.00	
Business Rehire Assistance		\$36,000.00	
Childcare Support	\$621,225.84	\$414,151.79	
Food Banks	\$1,870,420.75	\$554,579.25	
TOTALS	\$2,559,375.63	\$16,442,601.73	\$19,001,977.36
CARES Act Government Expenses (11123400100)	Open PO/Contract Amount	Actual as of July 31, 2020	TOTAL Open POs and Actual Spent
Public Safety/EOC PPE	\$3,759,818.52	\$2,602,337.03	
Technology	\$920,766.46	\$755,733.63	
Facility Cleaning and Modifications	\$2,191,162.56	\$702,724.76	
	\$6,871,747.54	\$4,060,795.42	\$10,932,542.96
TOTAL CARES Act Community Aid and Government Expense	\$9,431,123.17	\$20,503,397.15	\$29,934,520.32

COVID-19 Grants

Grant Type	Award (\$M)
CARES Act – Coronavirus Relief Fund Direct Allocation	\$134.5M
Port Authority FAA Cares Act Funds	\$36.8M
Federal Transit Administration Cares Act Grant (FTA)	\$19.2M
Community Development Block Grant (CDBG)	\$1.9M
Low Income Housing Energy Assistance Program (LIHEAP)	\$1.4M
Emergency Solutions Grant - 2 (ESG)	\$0.9M
Florida Department of Transportation CARES Act Funding (FDOT)	\$0.8M
Public Safety CARES Act Provider Relief Fund	\$0.7M
Community Service Block Grant (CSBG)	\$0.5M
Sheriff CESF Grant	\$0.3M
TOTAL	\$196.9M