



Make a One-Time Payment

1. Go to myutilities.leegov.com
2. Click on the Make A Payment button.

A screenshot of the Lee County Utilities login page. It features the company logo at the top, followed by input fields for "User ID" and "Password". Below these is a blue "LOG IN" button, a link for "Forgot User ID or Password?", and a "Sign up" link with a user icon. The entire login form is enclosed in a light gray border.

New to LCU?

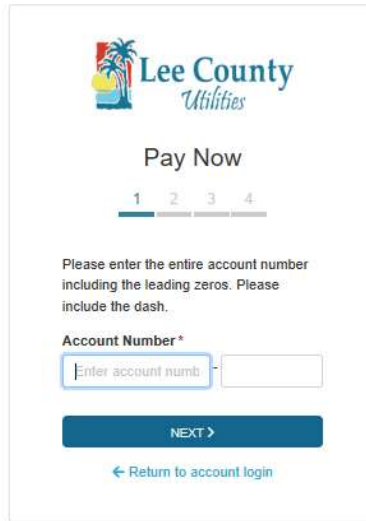
START SERVICE

Need one-time access?

MAKE A PAYMENT

[Frequently Asked Questions](#)

3. Enter your account number then click Next.



Lee County Utilities

Pay Now

1 2 3 4

Please enter the entire account number including the leading zeros. Please include the dash.

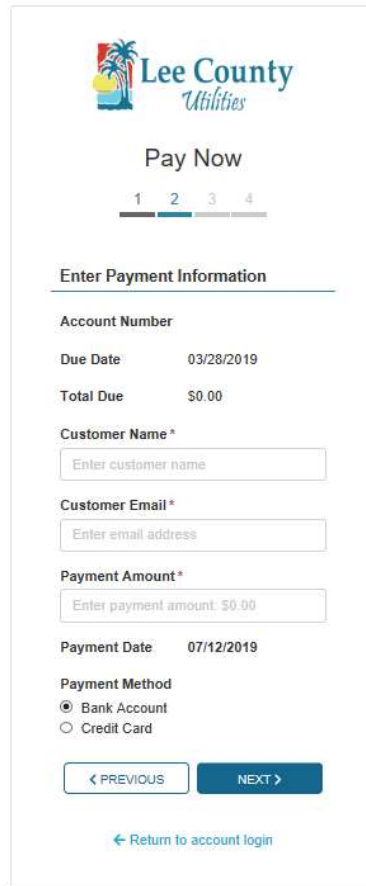
Account Number*

Enter account numb:

NEXT >

[← Return to account login](#)

4. In part two, enter your name, email and the payment amount. Also select a payment method. Then click Next.



Lee County Utilities

Pay Now

1 2 3 4

Enter Payment Information

Account Number

Due Date 03/28/2019

Total Due \$0.00

Customer Name*

Enter customer name

Customer Email*

Enter email address

Payment Amount*

Enter payment amount: \$0.00

Payment Date 07/12/2019


Payment Method

Bank Account
 Credit Card

< PREVIOUS **NEXT >**

[← Return to account login](#)

5. If you are paying with a Bank Account please fill out the form and select the I Agree box then click Next.



Pay Now

1 2 3 4

Enter Bank Details

Account Number

Account Type*

Checking
 Savings

Account Holder Name *

Routing Transit Number *


Bank Account Number *

Payments made today will not be immediately reflected on your account balance. Please allow two days for online payments to be processed.
Note: If you are making a payment to prevent disconnection you must call us at 239-533-8845 and provide your confirmation number.

I agree.*

[Return to account login](#)

6. If you selected a Credit Card Payment. Enter your Credit Card payment information, select the I Agree box then click Next.




Pay Now

1 2 3 4

Enter Card Details

Account Number:

Supported Cards



Card Holder Name *

Card Number *

Expiration Month *

Expiration Year *

CVC Number *


Zip Code *

Payments made today will not be immediately reflected on your account balance. Please allow two days for online payments to be processed.
Note: If you are making a payment to prevent disconnection you must call us at 239-533-8845 and provide your confirmation number.

I agree.*

[Return to account login](#)

7. Verify your info on the next screen and click submit.



Pay Now

1 2 3 4

Confirm Information

Please confirm details below and click SUBMIT to process payment

Account Number

Customer Name

Customer Email

Payment Amount
\$100.00

Payment Date
07/12/2019

Bank Account Type
checking

Account Holder Name

Routing Transit Number

Bank Account Number

Bank Name

[← PREVIOUS](#) [SUBMIT](#)

[← Return to account login](#)

8. Take note of you confirmation number. Then click OK.

Confirmation

The payment has been processed successfully.

An email confirmation has been sent to _____ for your records. You may also want to print this screen and retain it for your records.

Account Number:

Payment Date: 07/12/2019

Payment Amount: \$100.00

Confirmation Number: 19332

Pay By: BANK

Please note: if you are making a payment to prevent disconnection, you must call us at 239-533-8845 and provide your confirmation number.

[PRINTER FRIENDLY](#) [OK](#)