

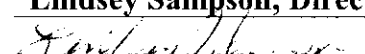
**Lee County Board Of County Commissioners
Agenda Item Summary**

Blue Sheet No. 20051281

1. ACTION REQUESTED/PURPOSE: Award B-05-20 Disaster Debris Monitoring Services, for the Solid Waste Division, to the lowest average bidder, Solid Resources Inc., for the following hourly fees: Project Manager \$95.00/hr; Field Coordinator \$80.00/hr; Field Monitoring/Staging Monitor/Crew Leader \$40.00/hr; Supervisor \$60.00/hr; and Data Entry \$35.00. Authorize Chairman to execute the Service Provider Agreement upon completion.

2. WHAT ACTION ACCOMPLISHES: Provide assistance to the Lee County Board of County Commissioners by providing Debris Removal Monitoring and Record-keeping services and shall include participation in meetings, workshops, and the establishment of data management and other integrated systems, as specified.

3. MANAGEMENT RECOMMENDATION: Staff recommends approval.

| | | |
|--|---|--|
| 4. Departmental Category: 8. CF | | 5. Meeting Date: 09-20-2005 |
| 6. Agenda: <input checked="" type="checkbox"/> Consent <input type="checkbox"/> Administrative <input type="checkbox"/> Appeals <input type="checkbox"/> Public <input type="checkbox"/> Walk-On | 7. Requirement/Purpose: (specify) | |
| | <input type="checkbox"/> Statute | |
| | <input type="checkbox"/> Ordinance | |
| | <input checked="" type="checkbox"/> Admin. Code AC-4-4 | |
| | <input type="checkbox"/> Other | |
| | | 8. Request Initiated: Commissioner _____ Department <u>Public Works</u> Division <u>Solid Waste</u> By: <u>Lindsey Sampson, Director</u>  |

9. Background:

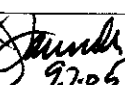

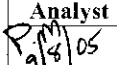

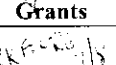
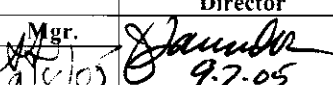
The Solid Waste Division submitted a request to Contracts Management to solicit bids for Disaster Debris Monitoring Services. The expected cost of the services required the use of the formal process.

On the bidding deadline of July 27, 2005 Contracts received four (4) bids. The bids have been reviewed by the Solid Waste Division and it is being recommended that award be made to the lowest average bidder, based on a comparative cost matrix, Solid Resources Inc., for the following hourly fees: Project Manager \$95.00/hr; Field Coordinator \$80.00/hr; Field Monitoring/Staging Monitor/Crew Leader \$40.00/hr; Supervisor \$60.00/hr; and Data Entry \$35.00.

Funds will be made available in account #OB5340840100

Attachments: 1. Bid Tabulation
 2. Department Recommendation
 3. Comparative Matrix

10. Review for Scheduling:

| Department Director | Purchasing or Contracts | Human Resources | Other | County Attorney | Budget Services | | | County Manager/P.W. Director |
|---|---|-----------------|-------|-----------------|--|---|--|--|
| | | | | | Analyst | Risk | Grants | Mgr. |
|  9.7.05 |  | N/A | | |  9/8/05 |  9/8/05 |  9/8/05 |  9.7.05 |

11. Commission Action:

Approved
 Deferred
 Denied
 Other

RECEIVED BY
 COUNTY ADMIN:

 COUNTY ADMIN
 FORWARDED TO:

RECEIVED BY
 CO. ATTY.

 CO. ATTY.
 FORWARDED TO:



Lee County
SOUTHWEST FLORIDA

**INTEROFFICE MEMORANDUM
FROM
SOLID WASTE DIVISION
Phone: (239) 338-3302 Fax: (239) 338-3304**

Date: August 15, 2005

TO: Cindy Logan

From: Lindsey J. Sampson, P.E.
Director

SUBJECT: Recommendation to award Bidder B-05-20 Disaster Debris Monitoring Services.

Cindy,

Lee County Solid Waste has reviewed the qualifications and bid tabulation. Based on qualifications and the debris monitoring comparative costs matrix supplied to your office. LCSW recommends the award go to Solid Resources Inc. as the lowest average bidder.

Please obtain signed agreements, complete acceptable bonding and the necessary insurance.

The account string we have established to fund this work is: OB5340840100

Thanks

**LEE COUNTY BID TABULATION SHEET
FOR
DISASTER DEBRIS MONITORING SERVICES**

BID NO.: B-05-20

DATE: JULY 27, 2005

| CONTRACTOR | \$2,500.00 BID BOND | PROJ MGR COST/HOUR | FIELD COORD COST/HOUR | FIELD MONITOR/ STAGING MONITOR CREW LEADER COST/HOUR | SUPERVISOR COST/HOUR | DATA ENTRY COST/HOUR |
|--|---------------------------|-----------------------|--------------------------|---|-------------------------|-------------------------|
| Solid Resources Inc. Ms. Michelle Harvey 4456 Friar Tuck Lane Sarasota FL 34232 941.342.1720 / 941.379.0946 | \$2,500.00 | \$95.00 | \$80.00 | \$40.00 | \$60.00 | \$35.00 |
| Engineered Resources, LLC Mr. Bansi Patel 3949 Evans Ave, Suite 407A Ft Myers FL 33901 939.5840 / 939.5840 | \$2,500.00 | \$82.00 | \$54.00 | \$48.00 | \$42.00 | \$30.00 |
| PBS&J Eric Tolbert 5300 Cypress St, Suite 200 Tampa FL 33607 919.431.5236 / 919.876.6848 | \$2,500.00 | \$120.00 | \$85.00 | \$50.00 | \$70.00 | \$40.00 |
| Consul-Tech Construction Mgmt Ms. Kristina Clarke 3434 Hancock Bridge Pky, Ste 207 N Ft Myers FL 33903 656.6237 / 652.0776 | \$2,500.00 | \$150.00 | \$130.00 | \$75.00/\$85.00/\$95.00 | \$95.00 | \$55.00 |

Debris Monitoring Comparative Matrix

| A: Project Manager: | Position | Qty. | Hrs. | Days | Weekly Hrs. | Weekly Total | | | | |
|---------------------------------------|----------------------------|-----------------|-----------------|----------------|--------------------|----------------|----------------|--------------|---|---|
| | | | | | | 1 | 2 | 3 | 4 | 5 |
| | Field Coordinator | 1 | 8 | 7 | 56 | | | | | |
| | F/S Monitor Crew Leader | 60 | 12 | 7 | 5040 | | | | | |
| | Supervisor | 1 | 12 | 7 | 84 | | | | | |
| | Data Entry | 2 | 8 | 6 | 96 | | | | | |
| B: | Position | Qty. | Hrs. | Days | Weekly Hrs. | | | | | |
| | 1) Project Manager | 1 | 4 | 7 | 28 | | | | | |
| | 2) Field Coordinator | 1 | 10 | 7 | 70 | | | | | |
| | 3) F/S Monitor Crew Leader | 30 | 12 | 7 | 2520 | | | | | |
| | 4) Supervisor | 1 | 12 | 7 | 84 | | | | | |
| | 5) Data Entry | 1 | 8 | 6 | 48 | | | | | |
| Solid Resources | | | | | | | | | | |
| | | 1 | \$95.00 | \$80.00 | \$40.00 | \$60.00 | \$35.00 | | | |
| A: | | | \$5,320.00 | \$5,600.00 | \$201,600.00 | \$5,040.00 | \$3,360.00 | \$220,920.00 | | |
| B: | | | \$2,660.00 | \$5,600.00 | \$100,800.00 | \$5,040.00 | \$1,680.00 | \$115,780.00 | | |
| Engineered Resources, LLC | | | | | | | | | | |
| | | \$82.00 | \$54.00 | \$48.00 | \$42.00 | \$30.00 | | | | |
| A: | | | \$4,592.00 | \$3,780.00 | \$241,920.00 | \$3,528.00 | \$2,880.00 | \$256,700.00 | | |
| B: | | | \$2,296.00 | \$3,780.00 | \$120,960.00 | \$3,528.00 | \$1,440.00 | \$132,004.00 | | |
| PBS&J | | | | | | | | | | |
| | | \$120.00 | \$85.00 | \$50.00 | \$70.00 | \$40.00 | | | | |
| A: | | | \$6,720.00 | \$5,950.00 | \$252,000.00 | \$5,880.00 | \$3,840.00 | \$274,390.00 | | |
| B: | | | \$3,360.00 | \$5,950.00 | \$126,000.00 | \$5,880.00 | \$1,920.00 | \$143,110.00 | | |
| Consul-Tech Construction Mngmt | | | | | | | | | | |
| | | \$150.00 | \$130.00 | \$75.00 | \$95.00 | \$55.00 | | | | |
| A: | | | \$8,400.00 | \$9,100.00 | \$378,000.00 | \$7,980.00 | \$5,280.00 | \$408,760.00 | | |
| B: | | | \$4,200.00 | \$9,100.00 | \$214,200.00 | \$7,980.00 | \$2,640.00 | \$238,120.00 | | |
| | | | \$8,400.00 | \$9,100.00 | \$478,800.00 | \$7,980.00 | \$5,280.00 | \$509,560.00 | | |
| | | | \$4,200.00 | \$9,100.00 | \$189,000.00 | \$7,980.00 | \$2,640.00 | \$212,920.00 | | |
| | | | \$4,200.00 | \$9,100.00 | \$239,400.00 | \$7,980.00 | \$2,640.00 | \$263,320.00 | | |