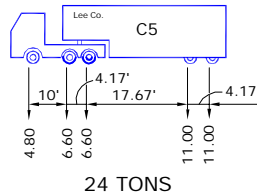
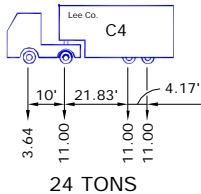
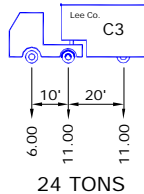
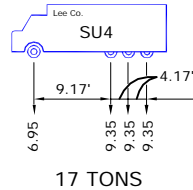
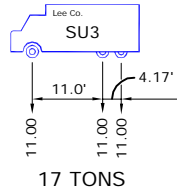
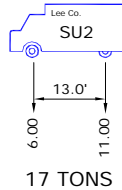


SANIBEL CAUSEWAY BRIDGE WEIGHT LIMITS



FLORIDA LEGAL LOADS

SU = SINGLE UNIT
C = COMBINATION

AXLE SPACING (FT)

MAX. WEIGHT PER AXLE (TONS)

TOTAL GROSS VEHICLE WEIGHT